

**HON HAI PRECISION INDUSTRY CO., LTD.**

**Annual Report  
2021**




EV



Digital health



Robotics



AI



Semiconductor



Next Generational  
Communications

**Annual Report Website**

**Market Observation Post System: <http://mops.twse.com.tw>**

**Company Website: <http://www.foxconn.com>**

**Printing Date: March 31, 2022**

THIS IS A TRANSLATION OF THE 2021 ANNUAL REPORT (THE “ANNUAL REPORT”) OF HON HAI PRECISION INDUSTRY CO., LTD. (THE “COMPANY”). THIS TRANSLATION IS INTENDED FOR REFERENCE ONLY AND NOTHING ELSE, THE COMPANY HEREBY DISCLAIMS ANY AND ALL LIABILITIES WHATSOEVER FOR THE TRANSLATION. THE CHINESE TEXT OF THE ANNUAL REPORT SHALL GOVERN ANY AND ALL MATTERS RELATED TO THE INTERPRETATION OF THE SUBJECT MATTER STATED HEREIN.

**I. Spokesperson:**

Name: James Wu  
Title: Spokesperson  
Tel: (02)2268-3466# 510-10001  
E-mail: stockaffairs@foxconn.com

**Deputy Spokesperson:**

Name: Chin-Min Huang  
Title: Vice Director of Public Relations Office  
Tel: (02)2268-3466#3907

**II. Contact Information of the Head Office, Branch Offices and Factories****Head office**

Add: No. 66, Zhongshan Road, Tucheng Industrial Zone, Tucheng District, New Taipei City  
Tel: (02)2268-3466

**Hsinchu Science Park Branch Office**

Add: 5F-1, No. 5, Hsin-an Road, Hsinchu Science and Industrial Park, East Area, Hsinchu City  
Tel: (03)578-4975

**California (US) Branch Office**

Add: 288 S. Mayo Ave City of Industry, CA 91789 U.S.A. Tel: 1-714-680-2066

**Huyue Factory**

Add: No. 2, Zihyou Street, Tucheng Industrial Zone, Tucheng District, New Taipei City  
Tel: (02)2268-3466

**Minsheng Factory**

Add: No. 4-1, Minsheng Road, Tucheng Industrial Zone, Tucheng District, New Taipei City  
Tel: (02)2267-6511

**Dingpu No. 1 Factory**

Add: No. 53, Section 4, Zhongyang Road, Tucheng District, New Taipei City  
Tel: (02)2268-3466

**Dingpu No. 2 Factory**

Add: 2F, No. 53, Section 4, Zhongyang Road, Tucheng District, New Taipei City  
Tel: (02)2268-3466

**Dingpu No. 5 Factory**

Add: 4F, No. 53, Section 4, Zhongyang Road, Tucheng District, New Taipei City  
Tel: (02)2268-3466

**Nankan Factory**

Add: No. 151, Section 1, Nankan Road, Luzhu Township, Taoyuan County  
Tel: (03)270-0000

**Taichung Factory**

Add: No. 12-10, Gongyequ 31<sup>st</sup> Road, Xitun District, Taichung City  
Tel: (02)2268-3466

### **III. Share Transfer Agency**

Name: Grand Fortune Securities Co., Ltd.

Address: 6F, No. 6, Section 1, Chung Hsiao West Road, Taipei City

Tel: (02)2371-1658

Website: <http://www.gfortune.com.tw>

### **IV. Contact Information of the Certified Public Accountants for the Latest Financial Report**

Name: Accountant Hsu Yong-jian CPA and Patrick Hsu CPA

Firm: Pricewaterhouse Coopers (PwC) Taiwan

Address: 27F, No. 333, Section 1, Keelung Road, Taipei City

Tel: (02)2729-6666

Website: <http://www.pwc.tw>

### **V. Overseas Trade Places for Listed Negotiable Securities**

London Stock Exchange: <http://www.londonstockexchange.com>

Singapore Exchange Limited: <http://www.sgx.com>

### **VI. Company Website**

<http://www.honhai.com>



# Contents

- I. Letter to Shareholders ..... 1
- II. Company Introduction ..... 8
  - A. Founding ..... 8
  - B. Formation History ..... 8
- III. Corporate Governance Report ..... 19
  - A. Organization ..... 19
    - (1) Organization System Chart .....19
    - (2) Department Functions .....20
    - (3) Directors .....22
    - (4) Major Institutional Shareholders .....30
    - (5) Principal shareholder of corporate shareholders with a juridical person as its major shareholder .....30
    - (6) Professional knowledge and independence check matrix of directors .....30
    - (7) The diversity and independence of the Board directors .....34
      - b) Independence within the members of the Board of Directors: .....34
    - (8) Management Team Information .....36
    - (9) Remuneration paid to Directors, Supervisors and management team in the most recent fiscal year .....40
  - B. Implementation of corporate governance ..... 46
    - (1) Information on implementation of Board of Directors .....46
    - (2) The Board of Directors Evaluation and Implementation .....47
    - (4) The difference between the corporate governance implementation and the Corporate Governance Best Practice Principles for TWSE/GTSM-Listed Companies and reasons: .....52
    - (5) Organization, responsibilities, and operation status of the Compensation Committee: .....62
    - (6) Implementation of the Sustainable Development and the Differences of Practice for Sustainable Development of Listed OTC Companies and Its Reasons ..... 63
    - (7) Status of Implementation of Integrity Operation and differences to the Ethical Corporate Management Best Practice Principles for TWSE/GTSM Listed Companies and rationale. ....73
    - (8) Other Company-established corporate governance rules and regulations .....76
    - (9) Other Important Corporate Governance Information .....76
    - (10) Status of Implementation of Internal Control System .....77
    - (11) Lawful punishment inflicted on the Company, and/or disciplinary action taken by the Company against its employees for violating internal regulations in the latest year (up to the printing date of this Annual Report); Punishments that may materially affect shareholder rights of share prices, and correction and improvement procedures: .....78
    - (12) Important resolutions made by the Shareholders’ Meeting and Board of Directors, from periods 2020 and up to the printing date of this Annual Report: .....78
    - (13) Directors or supervisors have expressed opposition or qualified opinions that have been noted in the record or declared in writing in connection with the important resolutions passed by the Board of Directors in the latest year and up to the printing date of this Annual Report: .....79
    - (14) During the latest year and up to the printing date this Annual Report, the Company’s chairman, general manager, accounting director, financial director, internal auditors, and R&D supervisor had resigned or been dismissed: .....79
  - C. Information on Accountants’ Fees ..... 80
    - (1) Accountants’ Fees .....80
    - (2) Alter the CPA Firm and the audit fee in altering year is less than that in the previous year: .....80
    - (3) The audit fee is reduced by over 10% compared with the previous year: .....80
  - D. Alternation of CPA ..... 80

(1)	About the Former CPA: .....	80
(2)	About Successor CPA: .....	80
(3)	Former CPA's reply:.....	80
E.	The Company's chairman, general manager, or any managerial officer in charge of finance or accounting matters has in the most recent year held a position at the accounting firm of its CPA or at an affiliated enterprise: .....	80
F.	Transfer & pledge of stock equity by directors, supervisors, managerial officers and holders of 10% or more of company shares .....	81
(1)	Changes in Equity .....	81
(2)	Information on Equity Transfer:.....	81
(3)	Information on Equity Pledge: .....	81
G.	Information on relationships among the top ten shareholders:.....	82
H.	Combined shareholding percentage.....	83
IV.	Company Shares and Fund Raising .....	84
A.	Company Capital and Shares.....	84
(1)	Capital and Shares .....	84
(2)	Sources of Capital .....	84
(3)	Information on Shelf Registration System: .....	87
(4)	Shareholder Structure .....	87
(5)	Distribution of Shares.....	87
(6)	List of Major Shareholders.....	88
(7)	Information on Market Price, Book Value, Earnings Per Share and Dividends .....	88
(8)	Dividend Policy and Execution Status .....	88
(9)	Impact of Planned Issuance of Bonus Shares on the Company's Business Performance and Earnings Per Share:.....	89
(10)	Remuneration to Employees, Directors, and Supervisors .....	89
(11)	Share Repurchases:.....	90
B.	Section on Corporate Bonds .....	91
(1)	Corporate Bonds.....	91
(2)	Convertible Bonds.....	104
(3)	Information about Exchangeable Bonds .....	105
(4)	Information about Shelf Registration to Issue Corporate Bonds .....	105
(5)	Information about Bonds with Attached Warrants.....	105
C.	Preferred Shares (with Warrants) .....	105
D.	Global Depository Receipts (GDR).....	106
E.	Subscription of Warrants for Employees.....	106
F.	Name of Managers Holding Warrants for Employees and Top Ten Employees in terms of Subscription of Warrants, and the Acquisition Status .....	106
G.	Subscription of New Shares for Employee Restricted Stocks.....	106
H.	Name of Managers Holding the New Shares for Employee Restricted Stocks and Top Ten Employees in terms of Subscription of the New Share, and the Acquisition Status.....	107
I.	Issuance of New Shares due to Acquisition of Shares of Another Company .....	107
(1)	During the latest year and up to the printing date of this Annual Report, the Company has issued new shares due to acquisition of shares of another company: .....	107

(2)	The acquisition or issuance of new shares approved by the Board of Directors during the latest year and up to the printing date of this Annual Report:.....	107
J.	Implementation of fund usage plan .....	107
V.	Operational Highlights.....	108
A.	Business Content .....	108
(1)	Business Scope.....	108
(2)	Industry Overview.....	109
(3)	Technology and R&D .....	112
(4)	Long and Short-term Business Development Plans.....	117
B.	Production and Sales Status.....	118
(1)	Market Analysis .....	118
(2)	Core Products, Main Applications, and Manufacturing Process.....	122
(3)	Status of Core Material Suppliers .....	122
(4)	Production and Sales Status .....	123
C.	Taiwan Employee Data during the Past Two Years, Up to Apr. 30, 2021.....	124
D.	Information on Environmental Protection Costs.....	124
(a)	The loss caused by environmental pollution during the latest year and up to the printing date of this Annual Report: .....	124
(b)	Information on Environmental Protection Matters .....	124
E.	Labor Relations.....	126
Current important labor agreement and implementation:.....		126
(1)	Welfare Measures for Employees:.....	126
(2)	Employee Communication Channels .....	127
(3)	Career Development and Training for Employees.....	128
(4)	Code of Conduct or Ethics.....	128
(5)	Working Environment and Protective Measures for Employee’s Personal Safety.....	129
(6)	Retirement System .....	130
(7)	Other Important Agreements.....	131
(8)	Loss suffered from labor disputes in the latest year and up to the printing date of this Annual Report:.....	131
F.	Information Security Management.....	132
G.	Significant Contracts .....	136
VI.	Financial Standing .....	137
A.	Most Recent 5-Year Concise Financial Information.....	137
(1)	Concise Balance Sheet and Statement of Comprehensive Income .....	137
(2)	CPAs and Their Opinions for Most Recent 5-Years .....	140
B.	Most Recent 5-Year Financial Analysis.....	140
(1)	Financial Analysis on Consolidated Financial Statements - IFRS.....	140
(2)	Financial Analysis on Stand-alone Financial Statements - IFRS.....	142
C.	Audit Committee’s Review Report .....	144
D.	2021 Consolidated Financial Statements with Subsidiaries Audited by CPA .....	145
E.	2021 Stand-alone Financial Statements Audited by CPA .....	384
F.	Up to the Printing Date of this Annual Report, has the Company or Related Companies Experienced Financial Turnover Difficulties: .....	604
VII.	Analysis of Financial Position, Performance and Risk related Issues.....	604

A.	Comparative Analysis of Financial Position .....	604
B.	Comparative Analysis of Financial Performance .....	605
C.	Cash Flow Analysis.....	606
	(1) Liquidity Analysis of Recent 2 Years .....	606
	(2) Cash Flow Forecast for the Coming Year .....	606
D.	Major Capital Expenditures.....	607
	(1) Major Capital Expenditures and its Sources of Capital: .....	607
	(2) Expected Benefits:.....	607
E.	Investment Policy, Cause of Profit/Loss and Future Investment Plans:.....	607
	(1) Policy for Recent Investments:.....	607
	(2) Cause of Profit/Loss for Investments: .....	607
	(3) Future Investment Plans for the Coming Year:.....	607
F.	Risk Assessment .....	608
	(1) Effect of Changes in Interest Rate, Foreign Exchange and Inflation on Corporate Finance, and our Countermeasures. ....	608
	(1) Policies, Main Causes of Profit/Loss and Action Plans with Respect to High-risk, High-leveraged Investment, Lending or Endorsement Guarantee, and Derivatives Transactions .....	612
	(2) Future Research and Development Projects and Corresponding Budget.....	614
	(3) Effects of Changes in Policies and Regulations on Corporate Finance and Sales and our Countermeasures .....	614
	(4) Effects of Technology and Industrial Changes on Corporate Finance and Sales and our Countermeasures .....	614
	(5) The Impact of the Changes of Corporate Image on Corporate Risk Management and our Action Plan .....	615
	(6) Anticipated Results and Risks of Acquisition .....	615
	(7) Anticipated Results and Risks of Expansion of Factory Buildings.....	615
	(8) Risks during Concentrated Stock Replenishment and Sale.....	615
	(9) Effects and Risks of the Large Amount of Share Transfers or Changes by Directors, Supervisors, or Major Shareholders .....	615
	(10) Effects and Risks of Change in Operating Right .....	615
	(11) Litigation or Non-litigation Matters .....	616
VIII.	Special Notes .....	618
A.	Summary of Affiliated Companies.....	618
	(1) Consolidated Operational Reports of Affiliated Companies .....	618
	(2) Other Reports of Affiliated Companies.....	858
A.	The Most Recent Fiscal Year and up to the Date of this Annual Report Printed, Private Placement Securities.....	858
B.	The most recent fiscal year and up to the date of this Annual Report printed, subsidiary companies holding or disposal of the Company's stock list .....	858
C.	Other supplementary information .....	858
VIII.	Matters Affecting Shareholders' Equity or Stock Price .....	863

## I. Letter to Shareholders

The outbreak of the COVID-19 pandemic more than two years ago has had a substantial impact on the existing model of globalization. This has changed the ecology of the industry, human consumption behavior, and even the overall economic structure. Thus, we have witnessed reorganizations of the industrial chain, developments of the digital economy, and the emergence of new economic models. While the pandemic is indeed a crisis, there are also many transformational opportunities.

Building on Hon Hai's foundation of expertise in the ICT industry, the Company adopts a "right customer, right product, and right time" as our ethos to embark on new technological development alongside our global-leading customers; and create an increasingly comprehensive smart lifestyle for humankind. In the spirit of "perpetual betterment", we have continuously improved Group's core strengths. Facing ever-changing technologies and business environments, Hon Hai's global reach, strong vertical integration and execution enables us to demonstrate the overall competitiveness of the Group in the face challenging global political and business scenarios; ensuring our pole position amongst key clients and products, allowing the Company to maintain its position as a global leader.

In 2021, even though the impact of the pandemic has caused very drastic changes and uncertainties in the workflow and supply chain, we have successfully overcome these challenges and delivered above expectations. Consolidated revenue for the year reached NT\$5.994 trillion, an increase of 636.2 billion over the previous year, an increase of approximately 12%, and a new record high; the net profit attributable to the parent company for the current period was NT\$139.3 billion, and the earnings per share was a record TWD 10.05, an increase of roughly 37% over the previous year, earnings per share were also the highest since 2008.

Financial and Profitability Analysis					
Unit: Million NTD	2017	2018	2019	2020	2021
Revenue	4,706,736	5,293,803	5,342,811	5,358,023	5,994,174
Gross Profit	303,007	332,030	315,868	302,919	362,127
Operating Incom	112,570	136,147	114,897	110,827	148,959
Net Profit	138,734	129,065	115,309	101,795	139,320
EPS (Unit: NTD)	8.01	8.03	8.32	7.34	10.05
Gross Profit Margin	6.44%	6.27%	5.91%	5.65%	6.04%
Operating Profit Margin	2.39%	2.57%	2.15%	2.07%	2.49%
Net Profit Margin	2.95%	2.44%	2.16%	1.90%	2.32%
Debt Ratio	65.61%	60.59%	57.85%	59.88%	59.75%

## **Continued Strategies for the Information and Communication Industry**

The Company's existing core businesses includes four major product categories: Smart Consumer Electronic Products, Cloud and Networking Products, Computing Products, and Components and Others Products. Benefiting from strong demand for consumer electronics and increased component sales in 2021, we achieved more than double-digit growth and improved gross profit margins.

Affected by a mix of geopolitics, the pandemic, and inflation this year, the market will be more volatile and more challenging. Although the tight supply of some components has eased, it has not been completely resolved, and will be until the second half of the year for better clarity.

Among them, Smart Consumer Electronic Products and Computing Products have experienced considerable growth in the past two years, and their performance will stabilize this year. We will continue to focus on high-end and niche products and will continue to leverage our leading R&D technology, extensive production capacity and mass production capacity to maintain our lead.

The pandemic has driven enterprises and individuals to adopt cloud services, coupled with the rise of AI, blockchain, metaverse, and even electric vehicles, all of which require large and stable high-speed computing and data centers. In 2021, Hon Hai's server revenue has reached the trillion mark, and simultaneously is the world's largest server manufacturer. This year, we expect continued growth in demand, and Hon Hai will also take advantage of its global presence, extensive scale, and joint development of forward-looking technologies with customers to expand its leadership in cloud network products; especially CSP products, which will be our leading ICT offering and an important growth driver.

At the same time, through the established customer base and product composition, we have gradually increased our portfolio of components to improve the overall profitability. This year, we expect the component and other product categories to see the most significant revenue growth of the four categories.

Overall, we will continue to strengthen our market position and improve profitability by optimizing management, adjusting product mix, and focusing on technology research and development, with aims to maximize EPS. The stable cash flow generated by the ICT offerings every year will serve as a strong backing for Hon Hai to develop new businesses and will also sufficiently support the stable annual cash dividend distribution, which is also one of our advantages.

## **Flourishing New Business**

Since initiating "F1.0 optimization of the status-quo; F2.0 digital transformation; F3.0 transformation and upgrade" plans three years ago, we have continued to push forward. By expanding the use of digital technology tools, Hon Hai's operations have not only been unaffected by the pandemic in the past two years, but at the same time posted record high revenues. Last year, the Chengdu factory, Zhengzhou factory, and Wuhan factory were also selected as lighthouse factories, highlighting the continued results of F1.0/F2.0.

In terms of F3.0, the negative effects of the pandemic last year did not deter our pace of transformation. We completed the development of new vehicles within a year, and released three self-developed electric vehicles on the 2021 Hon Hai Tech Day (HHTD21): Model C SUV, The Model E premium business sedan and the Model T electric bus; taking the opportunity to showcase our determination as a global new vehicle manufacturer and demonstrate our speed and efficiency capabilities. Among them, the electric bus has been officially delivered in Taiwan this year, which has been praised and well-received by the market, further cementing the Company's vehicle manufacturing capabilities. Going forward, we will continue to expand the customer base at home and abroad.

We also acknowledge the trend of de-globalization and regional manufacturing, we must maintain an innovative operational mindset to create a win-win situation on the national, local company, and the Hon Hai supply chain levels. Therefore, we utilized the cooperation model of Build-Operate-Localize to localize the operational supply chain, which enables local companies to participate in growth opportunities, allowing partners to share the results, and also enable the global coverage of Hon Hai Electric Vehicles develop in a systemic manner.

In 2021, we have achieved success through various alliances. Through the acquisition of the automobile production base of Lordstown Motors in Ohio, USA, we have obtained a production-ready team and capacity to produce electric vehicles in North America. In the future, we will also create products for key customers such as Fisker and Lordstown. In addition, we have begun cooperation with Thailand PTT to establish and cultivate the electric vehicle industry in Thailand, and will commence building a factory this year. We have also cooperated with Indonesia and Saudi Arabia, and will also build EV and battery related supply chains in these two countries in the future.

Hon Hai's electric vehicle development strategy has not only attracted the cooperation of new car manufacturers, but has also gradually been favored by existing car brands. For example, with Stellantis, the fourth largest car manufacturer in the world, we have established a joint venture company in the smart cockpit market; and are jointly developing automotive chips to meet the needs of future automobiles toward design modularization and functional differentiation. Our goal is to invite customers to enter the global market together.

At the same time as we enhance of vehicle manufacturing business, Hon Hai also places emphasis on key components of electric vehicles. Last year, we invested in an upstream battery material factory, and also cooperated with international manufacturers on motor products,

acquire key technologies, to jointly developed the international market. The goal is to provide a complete service from platform; chassis design; three key components (Battery, motor and electric control system products); component supply; software; EEA architecture; to vehicle manufacturing, so as to enhance the value to customers.

The MIH alliance has already onboarded 2,300 partners from more than 60 countries around the world, which further proves that the electric vehicle industry must work together as a team to achieve win-win and common prosperity. In addition to assisting these partners in business and technology, we have jointly established a new energy vehicle industry fund with CTBC Financial Holding to invest in high-quality companies in the field of new energy vehicle related technologies or manufacturing, enables Taiwan's electronic technology, jointly with traditional automobile industries to join the leading frontier for global new energy vehicles, fueling Taiwan's industrial growth and economic transformation.

Semiconductors is one of our new businesses focuses to support future ICT growth and electric vehicle business. Last year, we invested in a FAB in Malaysia, acquired a six-inch FAB in Taiwan, established a joint venture with Yageo to establish XSEMI, and cooperated with Stellantis to develop and design automotive chips. We also plan to set up a new FAB locally with our Indian partners. We believe that our diversified layout in the semiconductor business can provide customers with high-quality and a stable supply one-stop shopping service, and allow us to better deploy our value chain structure.

### **Research Development Status**

In order to maintain the Company's lead in the ICT industry, Hon Hai invested more than 100 billion in research and development last year. Our R&D center a comprehensive R&D team and a deep technical talent pool, which can cooperate with customers to invest in the development of new products, new materials, new processes and new technologies.

The Hon Hai Research Institute established last year aims to emphasize key technologies in the next three to seven years. The institute established the first "Ion Trap Laboratory" in Taiwan last year, investing in the development of ion traps to seize the opportunity for the development of quantum computing technology.

With the mass adoption of 5G, the application of artificial intelligence, and the metaverse driving the demand for high-speed transmission and efficient computing; servers will also enter the era of a new generation of high-speed transmission interfaces. We have designed a series of servers with X86 and ARM infrastructure equipped with a new generation of high-speed transmission interfaces, and are expected to enter mass production in the second half of 2022, driving a new wave of data center replacements. At the same time, we have developed a series of advanced energy-saving cooling technologies, some products have already been successfully introduced to customers, and more advanced cooling technology products will be launched this year.



Our strategy in Metaverse focuses on providing platforms, complete solutions from wearable devices, software, infrastructure, applications, and access. The Company will also combine powerful external partners, and in the future, through cooperation with various metaverse parties, deepen product capabilities and technical capabilities in software and on the cloud.

In the electric vehicle business in 2022, we will continue to design new cars and invest in the development of key components and solutions. Among the key components, battery technology is of the utmost important, key among which are high-safety lithium iron phosphate batteries, solid-state batteries and upstream related materials. We will continue to speed up research and development, and start planning a battery manufacturing base in Taiwan, so that the two technologies of lithium iron phosphate battery and solid-state battery can be applied to domestic electric buses, electric passenger cars, and electric scooters sooner.

In the research and development of electric vehicle software, our core approach is one of a Software Defined Enterprise, and will launch open platforms, calculation software and other software projects that meet demands of EV vehicles. The focus is on smart cockpit and ride experience applications, intelligent in-vehicle operating systems, and safe autonomous driving functions. Hon Hai officially announced a software R&D center last year, which will assemble more than 1,500 software application talents within the Group, and is expect to recruit more than 1,000 senior software R&D engineers within three years, as an important starting point for "Hon Hai - Defined by Software" going forwards.

Over the past year, we have accelerated the progress of semiconductor research and development, and started the process technology development of third-generation semiconductor silicon carbide to supply the high-voltage key power-related components required for the mass production of electric vehicles. In the development of 2.5D/3D advanced packaging technology, such as substrate-less fan-out packaging and 5G millimeter-wave antenna packaging technology have been launched successively to provide high-performance computing, artificial intelligence, high-frequency communication and other customer needs. For key components of assisted driving in vehicles, we have launched the world's smallest first-generation product in the lidar chip, and are continually optimizing to achieve higher accuracy and meet the needs of future autonomous driving sensing. In automotive ICs, we will work with customers to develop automotive microprocessors, SoCs and small ICs with new electronic and motor architectures for next-generation electric vehicles to assist the Group in the long-term development of electric vehicle technology and businesses.

#### Effects of the External Competitive Environment, Regulatory Environment and Overall Business Environment

As far as the external competitive environment is concerned, the technology and specifications of consumer electronic products are changing with each passing day, which increasingly toughens industrial competition. But overall, Hon Hai has accumulated nearly 50 years of exquisite management strength for talents, funds, logistics, and technology, in-turn creating the industry's largest entry barrier. We also continue to strengthen upstream and downstream

integration, improve technical abilities, and stabilize mass production and cost control; allowing us to brave challenges of industrial competition.

The huge seasonal fluctuations in the ICT industry are also characteristics that make it very difficult for many manufacturers to deal with. The recent addition of geopolitics and the impact of the pandemic on supply chains has exacerbated this characteristic. Hon Hai will overcome these challenges by leveraging its large scale, diverse customers and products, and strong execution. The Company continues to foster intimate collaborative relationships with customers and respond to the needs of customers and the market in real time. Because of the industrial development trend of regionalized manufacturing, we will continue to deploy globally to respond to this change.

In regards to the domestic and foreign regulatory environment, countries around the world are promoting environmental protection regulations, and global brand-leader customers have also formulated stringent supplier codes, which are strictly required by all suppliers. The company will continue to cultivate research and development and mass production, in order to achieve the goal of green carbon-reduction manufacturing. The Company continues to closely monitor possible changes in the legal environment, and actively proposes countermeasures to reduce operational risks.

As the overall business environment becomes more complex, including the pandemic, inflation, international geopolitical risks, etc., and countries have begun to adopt tighter monetary policies and raise interest rates, making future changes and volatility more difficult to predict. The Company continues to pay close attention to changes in the overall environment and prudently formulate the best business strategy.

### **Continuous Efforts for Social Responsibility**

Hon Hai believes that responsible business operations must take into account both operating results and corporate social responsibility. Therefore, we propose the concept of "Sustainable Management = EPS + ESG". Last year, we formulated the Group's ESG vision and six major strategies, and this year we will also set and further announce long-term ESG goals.

Hon Hai values ESG values in line with international standards. In addition to responding to CA100+ and committing to achieve net zero carbon emissions by 2050, we have completed the carbon inventory for participation in SBTi; furthermore, we will be announcing future carbon reduction targets. At the same time, Hon Hai officially became a TCFD supporter, committing to implement the TCFD disclosure framework. In order to respond more actively to the global net zero emission movement, we participated in the "Alliance for Net Zero Emission" as a co-sponsor. In the future, we will use Hon Hai's influence to promote ESG throughout the entire value chain.

For the corporate governance facet, we also set up a nomination committee under the board of directors to assist the board of directors to strengthen the management mechanism this year; with aims to improve the corporate governance structure, and lay the foundation for the sustainable development of the Company.

Evident from the sweeping impact of the pandemic globally and in Taiwan, with the authorization and assistance of relevant units, Hon Hai and Yongling Foundation have allied with other social stakeholders to introduce vaccines and provide them to Taiwan's medical and epidemic prevention system, fulfilling social responsibilities.

### **External Honors and Affirmation**

Facing the ever-changing global landscape, digital transformation has become a standard for enterprise operation and management. Hon Hai utilized top manufacturing technologies accumulated in the past, efficient supply chain management capabilities as the basis, and combines various innovative technologies to create a clear development path for digital transformation. In-turn, Hon Hai was awarded the "Digital Transformation Leader Award", "Smart Manufacturing Leader Award" and "Digital Transformation Revolution Award" from the Harvard Business Review.

Hon Hai continues to focus on the growth of its own business, and ranks 18th in revenue among Forbes 2000 companies; simultaneously ranking 22nd in the world in Fortune Global 500. In addition to business operations, we also pay attention to our employees and the investors. Last year, we ranked 1st in Taiwan by Forbes as the best employer in the world and won the "Best IR Website" award from the world's authoritative "Investor Relations Magazine" (IR Magazine).

Hon Hai's efforts and achievements in ESG have been highly recognized externally for three consecutive years. In 2021, it won the Global Corporate Sustainability Award and the Leadership Award, among others; and was selected as a constituent stock of the ESG relevant index, showing that while in pursuit of EPS, Hon Hai is also deeply committed towards ESG initiatives, sparing no effort to achieve sustainable development and core Environmental, Social, and Governance facets.

Looking towards the future, Hon Hai will continue to maintain a "Sustainable Management = EPS + ESG" philosophy. As global citizens, we strive to continuously improve business performance, while promoting a friendly environmental and sound governance culture. We have also expanded to share these achievements with shareholders, for three consecutive years, the distribution rate of cash dividends has exceeded 50%. This year's cash dividend per share is also the highest since our listing in 1991. We will continue to improve and bring stable returns and increase value to our shareholders.

Chairman Liu, Young-Way

## **II. Company Introduction**

### **A. Founding**

Founding Date: February 20, 1974

Listing date: June 18, 1991

### **B. Formation History**

#### **In 1994**

1. Increased capital to NT\$1,303,000,000.
2. Reinvested Vate Technology Co., Ltd.
3. Reinvested LUNG HWA Electronics.
4. Many new products like AN and AT were developed.

#### **In 1995**

1. Increased capital to NT\$2,279,000,000.
2. Reinvested Unimicron Technology Corporation.
3. Reinvested United Microelectronics Corporation.
4. Many new products like L/P MCA, SGC and RF were developed.
5. Huyue Factory carried out its third phase for expansion.

#### **In 1996**

1. Increased capital to NT\$3,580,000,000.
2. Reinvested Hongyang Venture Capital Investment Co., Ltd.
3. Reinvested Guifeng Co., Ltd.

#### **In 1997**

1. Increased capital to NT\$5,118,000,000.
2. Set up the heat transfer product business office and environmental-friendly electro-plating technique development department.
3. Established the Material Testing Center.

**In 1998**

1. Increased capital to NT\$7,346,000,000.
2. Established the High-Speed Electrical Test Lab, the EMI/RFI Lab and Heat Transfer Lab.
3. Listed into The Information Technology 100 (IT 100) by the Business Week of America for the first time.

**In 1999**

1. Increased capital to NT\$11,000,000,000.
2. Capital was first raised from the international finance market via GDR issuance with 10% premium for issuing, creating a new high in overseas capital raising by domestic enterprises.
3. Selected as the Best Management Company in Taiwan by Asian Money.

**In 2000**

1. Increased capital to NT\$14,529,000,000.
2. Issued US\$345 million of overseas unsecured and transferable corporate bonds.
3. Invested Foxconn Optical Technology Inc. through its subsidiary – FOTI Holdings Corporation.

**In 2001**

1. Increased capital to NT\$17,687,800,000.
2. Evaluation of Taiwan Ratings as long-term issuer: grade AA- and its prospect: stability.
3. Evaluation of Standard & Poor's (S & P): grade BBB and its prospect: stability.
4. Became the first largest private manufacturing enterprise in Taiwan.
5. It is the earliest manufacturer of quantity production around the world for Intel Pentium 4 CPU Socket478.
6. Issued NT\$5 billion of domestic unsecured ordinary corporate bonds.

**In 2002**

1. Increased capital to NT\$20,648,970,000.
2. According to survey of Taiwan Ratings, it was the first largest manufacturing enterprise in Taiwan.
3. Won the first prize of the Best Corporate Strategy by Asiamoney.com.
4. Became the first largest exporter in Greater China.

**In 2003**

1. Increased capital to NT\$25,191,744,000.
2. Issued US\$450 million of overseas unsecured and transferable corporate bonds.
3. According to evaluation of IR Magazine, it was awarded the Best Investor Relation in Taiwan.
4. Acquired Motorola Chihuahua Factory in Mexico.

**In 2004**

1. Increased capital to NT\$32,310,231,130.
2. Acquired Eimo Oyji of Finland.
3. Merged Taiwan Ambit Microsystems (Stock) Company.
4. Became the first largest 3C OEM globally.

**In 2005**

1. Increased capital to NT\$40,383,230,780.
2. Invested Antai Power (Stock) Company through its subsidiary – Hongyang Venture Capital Investment (Stock) Company.
3. Invested Chi Mei Communication Systems Inc. through its subsidiary – Transworld Holdings Limited.
4. Issued NT\$11,500,000,000 of domestic unsecured ordinary corporate bonds.
5. Its overseas subsidiary – Foxconn International Holdings Ltd. was listed in Hong Kong.
6. Selected as the first largest enterprise in Taiwan firstly by Commonwealth.
7. Ranked among the Top 15 of the World's Most Admired Companies in Electronics by Fortune.
8. Became a member of Electronic Industry Code of Conduct (EICC), dedicated to promoting corporate social and environmental responsibilities (hereinafter referred to as SER).

**In 2006**

1. Increased capital to NT\$51,681,387,530.
2. Merged Taiwan Premier Image Technology Corp.
3. Issued NT\$18,000,000,000 of domestic unsecured and transferable corporate bonds.
4. Selected as the Happiest Taiwan Enterprise according to the questionnaire survey of 104 Job Bank.
5. Selected as the Most Desirable Company of office staff of Taiwan according to the survey of Cheers.
6. Nominated as the Best Investor Relation Company in Taiwan by IR Magazine.
7. Nominated as the Best Corporate Governance of the Year in Taiwan by IR Magazine.

**In 2007**

1. Increased capital to NT\$62,907,665,030.
2. Awarded as the Most Admired Enterprise in Taiwan by Commonwealth.
3. Nominated as the Best Investor Relation Company in Taiwan by IR Magazine.
4. Awarded the Progress Prize for the best investor relation company in Taiwan by IR Magazine.
5. Awarded the title of the World's Top 10 Chinese Enterprises of the Year by Asiaweek.
6. Ranked 154th among Fortune Global 500 Enterprises.

**In 2008**

1. Increased capital to NT\$74,146,234,780.
2. Issued NT\$5,180,000,000 of domestic unsecured ordinary corporate bonds.
3. Awarded as the Most Admired Enterprise in Taiwan by Commonwealth.
4. Ranked 132nd among Fortune Global 500 Enterprises.

**In 2009**

1. Increased capital to NT\$85,789,318,550.
2. Issued NT\$6,820,000,000 of domestic unsecured ordinary corporate bonds.
3. Ranked 109th among Fortune Global 500 Enterprises.
4. Ranked first among Taiwan enterprises for four consecutive years by Taiwan Ratings.
5. Awarded as the Best Management Enterprise in Taiwan by Finance Asia.
6. Recognized as one of Asia's Fabulous 50 of Asia by Forbes.



**In 2010**

1. Increased capital to NT\$96,612,482,030.
2. Issued US\$1,000,000,000 of overseas transferable corporate bonds.
3. Issued NT\$6,000,000,000 of domestic unsecured ordinary corporate bonds.
4. Ranked 176th among the Forbes Global 2000.
5. Ranked first among Taiwan Top 1000 Enterprises for five consecutive years according to the evaluation of CommonWealth.
6. Ranked first among Taiwan enterprises for five consecutive years by Taiwan Ratings.
7. Ranked 194th among the Global 500 Enterprises by (Britain) Financial Times.
8. Ranked 112th among Fortune Global 500.
9. Awarded as the Most Admired Companies in Taiwan by CommonWealth.

**In 2011**

1. Increased capital to NT\$106,890,966,630.
2. Issued NT\$18,000,000,000 of domestic unsecured ordinary corporate bonds.
3. Ranked 189th among Forbes Global 2000.
4. Ranked first among Top 1000 Taiwan Enterprises for six consecutive years by CommonWealth.
5. Ranked first among Taiwan enterprises for six consecutive years according to the evaluation of Taiwan Ratings.
6. Ranked 60th among Fortune Global 500 by Fortune.
7. Awarded the Most Admired Enterprise in Taiwan by CommonWealth.

**In 2012**

1. Increased capital to NT\$118,358,665,270.
2. Issued NT\$26,300,000,000 of domestic unsecured ordinary corporate bonds.
3. Ranked first among the Top 1000 Taiwan Enterprises for seven consecutive years according to the evaluation of CommonWealth Magazine.
4. Ranked first among Taiwan enterprises according to the evaluation of Taiwan Ratings for seven consecutive years.
5. Ranked 43rd among Fortune Global 500.
6. Ranked 156th among Forbes Global 2000.

**In 2013**

1. Increased capital to NT\$131,287,068,400.
2. Issued NT\$24,000,000,000 of domestic unsecured ordinary corporate bonds.
3. Ranked first among the Top 1000 Taiwan Enterprises for eight consecutive years according to the evaluation of CommonWealth Magazine.
4. Ranked first among Taiwan enterprises according to the evaluation of Taiwan Ratings for eight consecutive years.
5. Ranked 30th among Fortune Global 500.
6. Ranked 113th among Forbes Global 2000.

**In 2014**

1. Increased capital to NT\$147,934,068,630.
2. Issued NT\$39,200,000,000 of domestic unsecured ordinary corporate bonds.
3. Ranked first among the Top 1000 Taiwan Enterprises for nine consecutive years according to the evaluation of CommonWealth Magazine.
4. Ranked first among Taiwan enterprises according to the evaluation of Taiwan Ratings for nine consecutive years.
5. Ranked 32nd among Fortune Global 500.
6. Ranked 139th among Forbes Global 2000.

**In 2015**

1. Increased capital to NT\$156,382,882,280.
2. Issued NT\$34,650,000,000 of domestic unsecured ordinary corporate bonds.
3. Ranked first among the Top 1000 Taiwan Enterprises for ten consecutive years according to the evaluation of CommonWealth Magazine.
4. Ranked first among Taiwan enterprises according to the evaluation of Taiwan Ratings for ten consecutive years.
5. Ranked 31st among Fortune Global 500.
6. Ranked 122nd among Forbes Global 2000.

**In 2016**

1. Increased capital to NT\$173,287,382,620.
2. Invested in Sharp Corporation.
3. Issued NT\$21 billion of domestic unsecured ordinary corporate bonds.
4. Ranked 1st among Top 2000 Taiwan Enterprises by CommonWealth Magazine for eleven consecutive years.
5. Ranked 1st among Taiwan enterprises by Taiwan Ratings for eleven consecutive years.
6. Ranked 25th among Fortune Global 500.
7. Ranked 117th among Forbes Global 2000.

### **In 2017**

1. Ranked 1st among Top 2000 Taiwan Enterprises by CommonWealth Magazine for twelve consecutive years.
2. Ranked No. 5 among Top 1000 across Taiwan Strait by CommonWealth Magazine.
3. Ranked 1st among Taiwan enterprises by Taiwan Ratings for twelve consecutive years
4. Ranked No. 27 among Fortune Global 500.
5. Ranked No. 98 among Forbes Global 2000; Foxconn was the only company from Taiwan to place within Top 100
6. Awarded as the Best Education Promoter in 13th CSR Awards from Global Views Monthly
7. Ranked No. 5 of the Most Admired Company by Taiwan's New Generation by Cheers Magazine.
8. Nominated for Most Progress in Investor Relations in IR Magazine Awards – Greater China.

### **In 2018**

1. Decreased capital to NT\$138,629,906,090.
2. Ranked 1st among Top 2000 Taiwan Enterprises by CommonWealth Magazine for thirteen consecutive years.
3. Ranked No. 24 among Fortune Global 500.

### **In 2019**

1. Increased capital to NT\$138,629,906,090.
2. Director Guo, Tai-Ming (Terry) resigns as Chairman.
3. Director Liu, Young-Way succeeds as Chairman.
4. Ranked 25<sup>th</sup> in Forbes “Top 100 Digital Companies”
5. Ranked No. 23 among Fortune Global 500.
6. Ranked among Clarivate Analytics “Derwent Top 100 Global Innovators 2020”

## **In 2020**

1. Capital of NT\$138,629,906,090.
2. Ranked 26<sup>th</sup> among Fortune Global 500.
3. Recipient of the "Galloping Fifty Success Award - No. 1 in Revenue for 15 Consecutive Years" and "Fifty Success Award - No. 1 in Revenue Growth Rate in 30 Years" by China Credit Information Service, Ltd (A CRIF Company).
4. Ranked 1<sup>st</sup> in Manufacturing for 15 consecutive years by the Commonwealth Magazine's "Survey – Top 2000".
5. Ranked among Clarivate Analytics "Derwent Top 100 Global Innovators" for 3 consecutive years.
6. Awarded the "2020 Taiwan Sustainability Enterprise" Gold Award by the Taiwan Academy of Corporate Sustainability (TACS).
7. Awarded "Outstanding Sustainable Resilience Award" by the British Standards Institution (BSI)
8. Awarded Silver Award for Epidemic Prevention by the Taiwan Immunization Vision and Strategy (TIVS) association.
9. Ranked 4<sup>th</sup> in "Top 100 Most Admired Company by Taiwan's New Generation 2020" by Cheers Magazine.

## **In 2021**

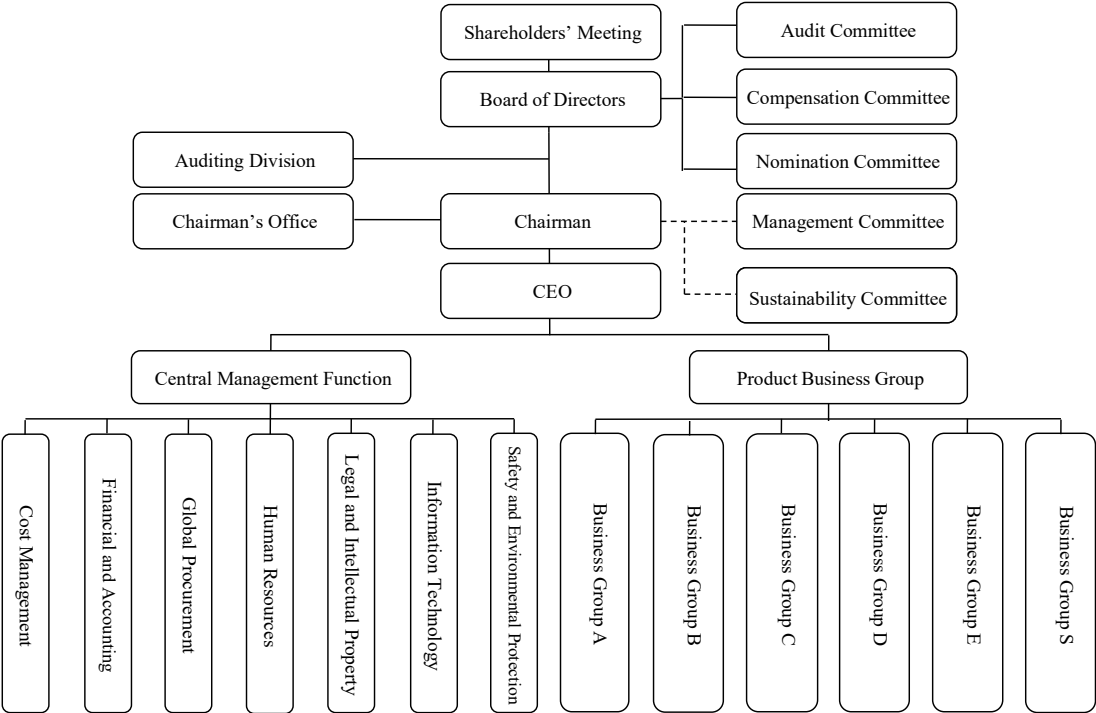
1. Capital of NT\$138,629,906,090.
2. Ranked 22<sup>th</sup> among Fortune Global 500.
3. Ranked 1<sup>st</sup> in Manufacturing for 16 straight years by the Commonwealth Magazine's "Survey – Top 2000".
4. Ranked among Clarivate Analytics "Derwent Top 100 Global Innovators" for 4 straight years.
5. ESG initiatives recognized by TCSA and GCSA with three Gold Awards for 3 straight years.
6. Ranked 5<sup>th</sup> in "Top 100 Most Admired Company by Taiwan's New Generation 2021" by Cheers Magazine.

7. Awarded 2021 “Best IR Website” by IR Magazine and also nominated for “Technology”, “Best IR Event (Large Cap)” and “Best ESG Materiality Reporting”. Hon Hai has the most nominations among Taiwanese companies.
8. Awarded “The Happiest Taiwan Enterprise of Gold and Special Prize” by 1111.
9. Chairman Young-Wei Liu was awarded "Digital Transformation Leader" by Harvard Business Review and the B Business Group was awarded "Smart Manufacturing Award".
10. After re-ignition of Shenzhen and Chengdu site as Lighthouse in 2019, Zhengzhou and Wuhan site were certificated as the third and fourth Lighthouse of Hon Hai.
11. Awarded TSAA (Taiwan Sustainability Action Award) with 3 Gold Prizes in environmental sustainability, social inclusion and economic development fields.
12. Achieved “RBA FOC One-Star Level” for Hengyang site and awarded UL 2799 Gold-Level Certification of zero waste.
13. Awarded “Greater China Business Sustainable Index” (GCBSI) - Achiever Awards.
14. Established a JV, HORIZON PLUS Co., Ltd., with PTT.
15. Signed of an Asset Transaction Agreement for the sales of Macronix’s 6-inch wafer fab and equipment for NT\$2.52 billion
16. An agreement with Lordstown Motors’ electric vehicle to obtain assembly plant in Lordstown, Ohio and purchased approximately \$50 million of Lordstown Motors’ common stock, for \$230 million.
17. Subsidiary, FIH Mobile Ltd., (“FIH”) (HKG:2038), of Hon Hai, announced the signing of a non-binding memorandum of understanding to form Mobile Drive, 50/50 voting rights joint venture.

### III. Corporate Governance Report

#### A. Organization

(1) Organization System Chart



## **(2) Department Functions**

### **Chairman's Office**

Responsible for setting up strategies and developing new businesses, evaluating investment areas and targets, defining forward-looking research, investors, and media communications.

### **Cost Management**

Responsible for business analysis, budgeting and cost control

### **Financial and Accounting**

Financial - Responsible for financial matters, capital planning, and scheduling.

Accounting - Responsible for accounting matters

### **Global Procurement**

Responsible for purchasing raw materials needed by the Company for production and manufacturing and adjusting the procurement strategies according to industrial prospects.

### **Human Resources**

Responsible for comprehensive management of such businesses of the Company as personnel, checking attendance and recruitment etc.

### **Legal and Intellectual Property**

Responsible for regulatory compliance of the company, reviewing of contracts, and handling and processing of litigations.

Responsible for the management, use, and strategic planning of the Company's intellectual property and rights; and handling of intellectual property related cases.

### **Information Technology**

Responsible for establishing, maintaining, managing, controlling and auditing the global information system of the Company and setting up safe management and control and firewall and other relevant mechanisms; also in charge of connecting global network communication systems of the Company, ERP, KM, virtual office and other platforms.

### **Safety and Environmental Protection**

Responsible for making the Group's global environmental protection policies, setting goals, and conduct effective audits in various regions, nuclear management and optimize the environmental management of the company's operations.

Responsible for promoting global industrial safety, fire, chemical safety. Strengthening security completing management system, implement production safety and management categories.



**Business Group A**

Responsible for smartphones and related operations.

**Business Group B**

Responsible for wearables, tablets, laptop computers, smart speakers and related operations.

**Business Group C**

Responsible for precision molds, electrical engineering R&D, production, and structural component production and material application related operations, and testing and verification platform services.

**Business Group D**

Responsible for personal computers, printers, monitors, smart office, smart home, and related operations.

**Business Group E**

Responsible for LCD TV, gaming devices, smart robots, electronic control modules, AIOT modules, and related operations.

**Business Group S**

Responsible for semiconductor equipment, panel driver IC, amplifiers, and related operations.

(3) Directors

Date: 04/02/2022

Title	Nationality or Place of Registration	Name	Gender Age	First Elected Date	Shares held when elected		Current Shareholding		Shares currently held by their spouses and minor children		Main working (education) experience	Concurrent positions in the Company and other companies
					Number	%	Number	%	Number	%		
Chairman	Republic of China	Liu, Young-Way	M 61~70	June 21, 2019	656,219	0.00	656,219	0.00	0	0.00	<ul style="list-style-type: none"> <li>• Masters of Electrical Engineering and Computer Science, University of Southern California</li> <li>• Bachelor of Electrophysics, National Chiao Tung University</li> <li>• Chairman, Socle Technology Corporation.</li> <li>• Executive Assistant to the Chairman, Hon Hai Precision Industry Co., Ltd.</li> <li>• CEO, Princeton Technology Corp.</li> <li>• Founder, ADSL IC Design House, Integrated Telecom Express Inc.</li> <li>• Founder, ITE Technology Inc.</li> <li>• Founder, Young Micro Systems</li> </ul>	<ul style="list-style-type: none"> <li>• CEO, Hon Hai Precision Industry Co., Ltd.</li> <li>• Chairman, Foxsemicon Integrated Technology Inc.</li> <li>• Chairman, Foxtron Vehicle Technologies Co.,Ltd.</li> <li>• Director, Shanghai Ketai Century Technology Co., Ltd.</li> <li>• Chairman, MIH Consortium</li> <li>• Director, Fu Tai International Investment Limited</li> </ul>
Director	Republic of China	Hon Jin International Investment Co., Ltd.	-	June 8, 2007	1,483,078	0.01	1,483,078	0.01	0	0.00	None	None

Title	Nationality or Place of Registration	Name	Gender Age	First Elected Date	Shares held when elected		Current Shareholding		Shares currently held by their spouses and minor children		Main working (education) experience	Concurrent positions in the Company and other companies
					Number	%	Number	%	Number	%		
	Republic of China	Representative: Jay Lee	M 61~70	June 21, 2019	0	0.00	0	0.00	0	0.00	<ul style="list-style-type: none"> <li>• Ph.D. Electrical Engineering, George Washington University</li> <li>• Member, Global Future Council on Advanced Manufacturing and Production, World Economic Forum</li> <li>• Founding Director, Intelligent Maintenance Systems (IMS), National Science Foundation (NSF)</li> <li>• Founding Director, The Artificial Intelligence Center (Industrial AI)</li> <li>• Senior Consultant, McKinsey &amp; Company.</li> <li>• Head of Manufacturing and Industrial Innovation Department, Engineering Research Centers (ERC), Industry-University Cooperative Research Centers (I/UCRC), National Science Foundation (NSF)</li> <li>• Department Director, Product Development and Manufacturing, United Technologies Research Center (UTRC)</li> <li>• Founding Member, Digital Manufacturing and Design Innovation Institute (DMDII)</li> </ul>	<ul style="list-style-type: none"> <li>• Ohio State Distinguished Scholar / Distinguished</li> <li>• Chair Professor, University of Cincinnati</li> <li>• Director, Cloud Network Technology USA Inc.</li> <li>• Director, Fine Tech Corporation</li> </ul>

Title	Nationality or Place of Registration	Name	Gender Age	First Elected Date	Shares held when elected		Current Shareholding		Shares currently held by their spouses and minor children		Main working (education) experience	Concurrent positions in the Company and other companies
					Number	%	Number	%	Number	%		
											<ul style="list-style-type: none"> <li>and MForesight</li> <li>• Member, Government Joint-Team, Technology Reinvestment Program (TRP), White House</li> <li>• Researcher, Industrial Research Institute, Ministry of International Trade and Industry (MITI)</li> <li>• Founder, Predictronics, NSF ICorp</li> <li>• Selected as 30 Visionary Leaders in Smart Manufacturing by SME in 2016</li> <li>• Selected as Top 20 Influential Professors in Smart Manufacturing by SME in 2020</li> </ul>	
Director	Republic of China	Gou,Tai-ming (Terry Gou)	M 71~80	February 20, 1974	1,334,668,518	9.63	1,742,198,518	12.57	0	0.00	<ul style="list-style-type: none"> <li>• Taipei College of Maritime Technology</li> <li>• Founder, Foxconn Technology Group</li> <li>• Director of Taiwan Electrical Equipment Association</li> <li>• Chairman of Mold Industry Association</li> </ul>	None

Title	Nationality or Place of Registration	Name	Gender Age	First Elected Date	Shares held when elected		Current Shareholding		Shares currently held by their spouses and minor children		Main working (education) experience	Concurrent positions in the Company and other companies
					Number	%	Number	%	Number	%		
Director	Republic of China	Lu, Fang-ming	M 61~70	June 8, 2010	6,177,580	0.04	7,489,580	0.05	1,959,012	0.01	<ul style="list-style-type: none"> <li>• Master degree from Dept. of Applied Physics, Chung Yuan Christian University</li> <li>• Chairman, Asia Pacific Telecom Co.,Ltd.</li> <li>• General Manager of Asia-Pacific Region, Lingyun Science and Technology Co., Ltd.</li> <li>• General Manager of Computer System Products of HP Taiwan</li> </ul>	<ul style="list-style-type: none"> <li>• Trust Fund Manager, Asian Pay Television Trust</li> </ul>
Director	Republic of China	Hon Jin International Investment Co., Ltd.	-	June 8, 2007	1,483,078	0.01	1,483,078	0.01	0	0.00	None	None
	Republic of China	Representative: Lu, Sung-ching	M 61~70	February 21, 2000	2,400	0.00	2,400	0.00	3,523	0.00	<ul style="list-style-type: none"> <li>• Bachelor of Science, and Mechanical Engineering, University of Illinois at Urbana-Champaign</li> <li>• Director, Hon Hai Precision Industry Co., Ltd.</li> <li>• TE Connectivity Ltd.</li> <li>• General Motors Corporation</li> </ul>	<ul style="list-style-type: none"> <li>• Executive Director, Chairman and CEO, Foxconn Interconnect Technology Ltd.</li> </ul>
Director	Republic of China	Fu Chu Technology	-	June 21, 2019	10,560	0.00	10,560	0.00	0	0.00	None	None

Title	Nationality or Place of Registration	Name	Gender Age	First Elected Date	Shares held when elected		Current Shareholding		Shares currently held by their spouses and minor children		Main working (education) experience	Concurrent positions in the Company and other companies
					Number	%	Number	%	Number	%		
	Republic of China	Christina Yee-ru Liu	F 61~70	June 1, 2020	0	0.00	12,000	0.00	0	0.00	<ul style="list-style-type: none"> <li>• Ph.D. in Economics, The University of Chicago (specialization in History of Economic Thought, International Trade, and International Finance)</li> <li>• Minister of Finance of the Republic of China</li> <li>• Minister of the Council for Economic Planning and Development, Taiwan</li> <li>• Legislator (Two-terms), Taiwan</li> <li>• Member, Economic Development Commission, Hong Kong</li> <li>• Chief Economic Advisor, ChinaTrust Financial Holding Co., Ltd., Taiwan</li> <li>• Chief Economic Advisor, Daiwa Institute of Research, Tokyo</li> <li>• Board Member, Taiwan Fund (listed NYSE)</li> <li>• Board Member, Taiwan Stock Exchange</li> <li>• Professor and Director, Department of Finance and Graduate Institute of Finance, National Taiwan University</li> <li>• Professor at numerous universities including City</li> </ul>	<ul style="list-style-type: none"> <li>• Managing Director, Bellwether International Group, Hong Kong</li> <li>• Member, Global Council of Asia Society (USA)</li> <li>• Adjunct Professor, Department of Finance, National Taiwan University</li> <li>• Senior Consultant, Chinese National Federation of Industries</li> <li>• Consultant, Taiwan Electrical and Electronic Manufacturers' Association</li> </ul>

Title	Nationality or Place of Registration	Name	Gender Age	First Elected Date	Shares held when elected		Current Shareholding		Shares currently held by their spouses and minor children		Main working (education) experience	Concurrent positions in the Company and other companies
					Number	%	Number	%	Number	%		
											University of New York, Australian National University, Chinese University (Hong Kong), Tsinghua University (Beijing), and Nanjing University (Nanjing).	
Independent Director	Republic of China	James Wang	M 61~70	January 31, 2018	0	0.00	0	0.00	0	0.00	<ul style="list-style-type: none"> <li>• Business Administration, National Taiwan University</li> <li>• EMBA Business Administration, National Taiwan University</li> <li>• Chairman, Les enfants Co. Ltd</li> <li>• Executive Director, Chain Stores and Franchise Association</li> <li>• Executive Director, Marketing Communication Executive International</li> <li>• Executive Director, Taiwan Excellent Brand Association</li> </ul>	<ul style="list-style-type: none"> <li>• Independent Director and Audit Committee Chair, HannStar Board Corporation.</li> <li>• Independent Director, Audit and Remuneration Committee Member, Luo Lih Fen Holding</li> <li>• Independent Director, Audit and Remuneration Committee Member, Apex Medical Corporation.</li> <li>• Remuneration Committee Member, E &amp; E Recycling</li> </ul>
Independent Director	Republic of China	Kuo, Tei-Wei	M 51~60	June 21, 2019	0	0.00	0	0.00	0	0.00	<ul style="list-style-type: none"> <li>• PhD. Computer Science, University of Texas at Austin</li> <li>• Masters of Computer Science, University of Texas at Austin</li> <li>• Bachelor of Computer Science, National Taiwan University</li> </ul>	<ul style="list-style-type: none"> <li>• Distinguished Professor, Department of Computer Science and Information Engineering, Networking and Multimedia and</li> </ul>

Title	Nationality or Place of Registration	Name	Gender	Age	First Elected Date	Shares held when elected		Current Shareholding		Shares currently held by their spouses and minor children		Main working (education) experience	Concurrent positions in the Company and other companies
						Number	%	Number	%	Number	%		
												<ul style="list-style-type: none"> <li>• Acting President, National Taiwan University</li> <li>• Academic Vice President, National Taiwan University</li> <li>• Distinguished Researcher and Director, Research Center for Information Technology, Academia Sinica</li> <li>• Convener, Ministry of Science and Technology/Department of Engineering and Technologies</li> <li>• Distinguished Professor, Department of Computer Science and Information Engineering, National Taiwan University</li> <li>• Academician, European Academy of Sciences and Arts</li> <li>• Academician, National Academy of Inventors</li> </ul>	<ul style="list-style-type: none"> <li>Electronic Engineering, National Taiwan University</li> <li>• Chair Professor, Information Engineering, College of Engineering Director, and Senior Consultant to the President, City University of Hong Kong</li> </ul>
Independent Director	Republic of China	Kung, Kuo-Chuan	M	51~60	June 21, 2019	0	0.00	0	0.00	0	0.00	<ul style="list-style-type: none"> <li>• Masters of Business Administration, Harvard Business School.</li> <li>• Bachelor Degree, Dartmouth College</li> <li>• Partner, Greater China General Manager, MBK Partners, L.P.</li> <li>• Managing Director, The Carlyle Group</li> </ul>	<ul style="list-style-type: none"> <li>• Managing Partner, Nexus Point Advisors (HK) Limited.</li> </ul>



Note1: (Independent) Directors election date is June 21, 2019, and assumes office on July 1, 2019, for a term of 3 years. Fu Chu Technology representative Christina Yee-ru Liu was assigned on June 1, 2020.

Note2: Directors' shares held under the names of other parties: None.

Note3: Directors is the spouse or a relative within the second degree or closer of other managers, directors, or supervisors: None.

Note4: Combined Chairman and CEO explanation and measures: The Company operates with a combined Chairman and CEO system which enhances operational efficiency and policy execution efficiency. Meanwhile, there are constant efforts to train and find a suitable managerial candidate; additionally, the Chairman maintains a constant channel of communication with updates to the Board of Directors regarding the Company's operations and corporate governance initiatives. In the future, the Company plans to increase independent director representation on the Board, to further enhance supervision. Currently, the Company has the below specific measures:

1. 3 Independent Directors with financial, accounting, and information engineering expertise, to effectively supervise the Company.
2. The Company has established an Audit Committee, comprised of 3 Independent Directors, and majority of which are not concurrent employees or managers of the Company.
3. In accordance with Corporate Governance principles, Independent Directors at key committees can fully discuss matters and freely propose suggestions to the Board.

**(4) Major Institutional Shareholders**

4/2/2022

Name of Institutional Shareholder	Name of Major Shareholders	Percentage
Hon Jin International Investment Co., Ltd.	Hongyuan International Investment Co., Ltd.	50%
	Hongqi International Investment Co., Ltd.	50%
Fu Chu Technology Co., Ltd.	YongLin Healthcare Foundation	28.56%
	Yonglin Foundation	71.44%

**(5) Principal shareholder of corporate shareholders with a juridical person as its major shareholder**

4/2/2022

Name	Name of Major Shareholders (Note1)	Percentage
Hongyuan International Investment Co., Ltd.	Hon Hai Precision Industry Co., Ltd.	100%
Hongqi International Investment Co., Ltd.	Hon Hai Precision Industry Co., Ltd.	100%
YongLin Healthcare Foundation	Shi, Fu-Hua	100%
Yonglin Foundation	Lin, Shu-Ru (Note2)	100%

Note1: Institutional shareholders that are not corporate, shall disclose the major shareholders and shares, that is to disclose the sponsors name and donation ratio.

Note2: Shi, Fu-Hua is deceased.

**(6) Professional knowledge and independence check matrix of directors**

**a) Professional knowledge of directors**

Name	Professional Knowledge and Experience
Liu, Young-wei	<p>Mr. Liu founded three companies: a motherboard company in 1988, Young Micro Systems; a northbridge and southbridge IC design company in 1995 focused on the PC chipset as their core product, ITE Tech; and an ADSL IC design company, ITeX in 1997. Young Micro Systems was then merged with Foxconn in 1994, and ITeX was successfully listed on NASDAQ in 2001.</p> <p>Mr. Liu joined Foxconn in 2007 as a Special Assistant to the Founder. In 2010, he was appointed as the General Manager of Innovation Digital System Business Group of Foxconn, and had been the Chairman of Socle Technology Corporation since 2014. In 2016, he was elected as a member of the Board of Directors of SHARP Corporation, as well as the General Manager of Foxconn's Semiconductor Business Group. In 2019, Liu was appointed Chief Executive Officer and Chairman of Hon Hai Technology Group, and the Chairman of Foxsemicon Integrated Technology Inc.. In 2020, he became Chairman of Foxtron Vehicle Technologies Co., Ltd.</p> <p>As Chairman, he sets and coordinates the company's direction and the strategies that are enabling it to chart its next phase of international growth which known as 3+3 strategy, three major industries and three major technologies. These three industries are electric vehicles, digital health and robotics. The three major technologies are Artificial Intelligence, semiconductors, and next-generation communication technologies.</p>

Name	Professional Knowledge and Experience
Jay Lee	<p>Fellow of ASME, SME and PHM.</p> <p>He broken through mechanical equipment failure prediction of traditional theory, method and technology. He has been praised as one of the three most popular technologies in the world in the 21st century by the American "Fortune" magazine. He is currently the vice chairman of Hon Hai and Distinguished Scholar/Distinguished Chair Professor of University of Cincinnati Ohio. Now he focuses on intelligent prediction technology based on industrial big data analysis, and the master-controlled innovative design of products and services.</p>
Gou, Tai-ming	<p>Mr. Terry Gou is the Founder and former Chief Executive Officer of Hon Hai Technology Group (Foxconn) .Since its establishment in 1974, the company has become the world's largest electronics manufacturer and the leading global science and technology solutions provider.</p> <p>In 2016, the strategic alliance with Sharp Corporation set a precedent for a foreign company to invest in a century-old Japanese company for the first time in the history of the Japanese industry. In 2018, Foxconn Industrial Internet (Fii), a subsidiary of Hon Hai, was listed on the Shanghai Stock Exchange. And Mr. Gou announced the "Flying Eagle Project" at the White House in the United States, and held a groundbreaking ceremony in Wisconsin in June 2018, accompanied by US President Trump.</p> <p>Under Mr. Gou's leadership, Foxconn has committed to creating an AI 8K+5G global ecosystem which will be a catalyst in promoting next-generation technological solutions and applications in all aspects of everyday life including work, education, entertainment, social, security, healthcare, e-commerce, environment, and transportation.</p>
Lu, Fang-ming	<p>He used to be the manager of the company's business group, in charge of cloud technology and network technology, leading the development of telecommunications, broadcasting, interconnection, IoT and smart grid solutions. He also has satellite communication technology and optical fiber layout, and builds cloud network platform. During his tenure as the chairman of Asia Pacific Telecom Co., Ltd., he was an important helmsman for the group to cut into 4G, and played a key role in realizing a smart life by playing the complete ecological chain of the Internet of Everything that connects Hon Hai Group's "11 screens, 3 networks and 2 clouds".</p>
Lu, Sung-ching	<p>He used to be the manager of the company's business group and has more than 20 years of experience in connector technology business. He is currently the executive director, chairman and chief executive officer of FIH. FIH' covers a wide range of industries, mainly computer and consumer electronics, mobile and wireless equipment, communication infrastructure (including cloud Computing), automotive, industrial, medical and other end markets provide design, development, production and interconnect solutions.</p>
Dr. Christina Yee-ru Liu	<p>She is expertise in international trade and finance, financial management, industry and economics.</p> <p>Ph.D. in Economics, The University of Chicago (specialization in History of Economic Thought, International Trade, and International Finance)</p> <p>Minister of Finance of the Republic of China</p> <p>Minister of the Council for Economic Planning and Development, Taiwan</p> <p>Legislator (Two-terms), Taiwan</p> <p>Member, Economic Development Commission, Hong Kong</p> <p>Chief Economic Advisor, China Trust Financial Holding Co., Ltd., Taiwan</p> <p>Chief Economic Advisor, Daiwa Institute of Research, Tokyo</p> <p>Board Member, Taiwan Fund (listed NYSE)</p> <p>Board Member, Taiwan Stock Exchange</p> <p>Professor and Director, Department of Finance and Graduate Institute of Finance, National Taiwan University</p> <p>Professor at numerous universities including City University of New York, Australian National University, Chinese University (Hong Kong), Tsinghua University (Beijing), and Nanjing University (Nanjing).</p> <p>Managing Director, Bellwether International Group, Hong Kong</p>

Name	Professional Knowledge and Experience
	<p>Member, Global Council of Asia Society (USA)  Adjunct Professor, Department of Finance, National Taiwan University  Senior Consultant, Chinese National Federation of Industries  Consultant, Taiwan Electrical and Electronic Manufacturers' Association</p>
James Wang	<p>Business Administration, National Taiwan University  EMBA Business Administration, National Taiwan University  Independent Director of Hon Hai's the Board, the member of Hon Hai Audit Committee and the chairperson of Hon Hai Compensation Committee.  Chairman, Les enphants Co. Ltd  Executive Director, Chain Stores and Franchise Association  Executive Director, Marketing Communication Executive International Executive Director, Taiwan Excellent Brand Association</p>
Kuo, Tei-Wei	<p>PhD. Computer Science, University of Texas at Austin  Masters of Computer Science, University of Texas at Austin  Bachelor of Computer Science, National Taiwan University  Acting President, National Taiwan University  Academic Vice President, National Taiwan University  Distinguished Researcher and Director, Research Center for Information Technology, Academia Sinica  Convener, Ministry of Science and Technology/Department of Engineering and Technologies  Distinguished Professor, Department of Computer Science and Information Engineering, National Taiwan University  Academician, European Academy of Sciences and Arts  Independent Director of Hon Hai's the Board, the member of Hon Hai Audit Committee and the member of Hon Hai Compensation Committee.  Academician, National Academy of Inventors  Distinguished Professor, Department of Computer Science and Information Engineering, Networking and Multimedia and Electronic Engineering, National Taiwan University  Chair Professor, Information Engineering, College of Engineering Director, and Senior Consultant to the President, City University of Hong Kong</p>
Kung, Kuo-Chuan	<p>Masters of Business Administration, Harvard Business School.  Bachelor Degree, Dartmouth College  Independent Director of Hon Hai's the Board, the member of Hon Hai Audit Committee and the member of Hon Hai Compensation Committee.  Partner, Greater China General Manager, MBK Partners, L.P.  Managing Director, The Carlyle Group  Managing Partner, Nexus Point Advisors (HK) Limited.</p>

**b) Independence of independent directors**

Qualification  Name	Independence Attribute	Concurrent independent director position in other publicly traded companies
James Wang	<p>The Directors comply with the following conditions from two years before being elected and appointed, and during his tenure in office:</p> <ol style="list-style-type: none"> <li>(1) Not an employee of the Company or any of its affiliates.</li> <li>(2) Not a director or supervisor of affiliated companies. Not applicable in cases where the person is an independent director of the parent company, any subsidiary, or subsidiary of the same parent company, as appointed in accordance with the Act or with the laws of the country of the parent or subsidiary.</li> <li>(3) Not a nature-person shareholder who holds shares, together with those held by the person's spouse, minor children, or held by the person under other's names, in an aggregate amount of one percent or more of the total number of issued shares of the company or ranks as one of its top ten shareholders.</li> <li>(4) Not a manager in the preceding first subparagraphs, or not a spouse, relative within the second degree of kinship, or lineal relative within the third degree of kinship, or any of the above persons in the preceding second and third subparagraphs.</li> <li>(5) Not a director, supervisor, or employee of a corporate/institutional shareholder that directly holds five percent or more of the total number of issued shares of the company, or ranks as one of its top five shareholders, or being appointed based on subparagraph 1 or 2 of Article 27 of the Corporate Law. Not applicable in cases where the person is an independent director of the parent company, any subsidiary, or subsidiary of the same parent company, as appointed in accordance with the Act or with the laws of the country of the parent or subsidiary.</li> </ol>	3
Kuo, Tei-Wei	<ol style="list-style-type: none"> <li>(6) Not a director of the Company or a director, supervisor, office holding half or more of the share that controlled by one person. (Not applicable in cases where the person is an independent director of the parent company, any subsidiary, or subsidiary of the same parent company, as appointed in accordance with the Act or with the laws of the country of the parent or subsidiary).</li> <li>(7) Not the same person or spouse that designated as directors (directors), supervisors (supervisors) or equivalent position of the company, or as other company's chairman, general manager and employees. Not applicable in cases where the person is an independent director of the parent company, any subsidiary, or subsidiary of the same parent company, as appointed in accordance with the Act or with the laws of the country of the parent or subsidiary.</li> <li>(8) Not a director, supervisor, officer, or shareholder holding 5% or more of the share, of a specified company or institution that has a financial or business relationship with the Company. Not applicable in cases where the specified company or institution holding more than 20% but less than 50% of the share, and the person is an independent director of the parent company, any subsidiary, or subsidiary of the same parent company, as appointed in accordance with the Act or with the laws of the country of the parent or subsidiary.</li> </ol>	0
Kung, Kuo-Chuan	<ol style="list-style-type: none"> <li>(9) Not a professional individual who, or an owner, partner, director, supervisor, or officer of a sole proprietorship, partnership, company, or institution that, provides auditing, commercial, legal, financial, accounting services or consultation to the Company that received remuneration more than NT\$50,000 or to any affiliate of the Company, or a spouse thereof. Not applicable in cases where the person is member of Compensation committee or, Public Tender Offer Committee, or Business Mergers and Acquisitions, that exercise related regulations according to Securities and Exchange Act or M&amp;A Act.</li> <li>(10) Not having a marital relationship, or a relative within the second degree of kinship to any other director of the Company.</li> <li>(11) Not been a person of any conditions defined in Article 30 of the Company Law.</li> <li>(12) Not a governmental, juridical person or its Representative as defined in Article 27 of the Company Law.</li> </ol>	0

**(7) The diversity and independence of the Board directors**

**a) Diversity within the members of the Board of Directors:**

The members of the board directors formulate and implement the diversity policy. The directors are diversified, with industry experience in manufacturing, branding access, technology research and financial investment, in order to implement the policy of diversification and build up the structure of the board.

The Company has set “Corporate Governance Practical Principles” to ensure boards’ diversity. The members of the Board of Directors should be diversified and possess the below skills:

1. Operational judgement skills.
2. Accounting and financial analysis skills.
3. Operational management skills.
4. Crisis management skills.
5. Industry knowledge.
6. Global market view.
7. Leadership skills.
8. Decision making skills.

Core Items Name	Position	Nationality	Gender	Employee	Age			Independent Director Tenure		Industry Knowledge			Professional Competency				
					51 - 60	61 - 70	71 - 80	Less than 3 Years	More than 3 Years	Manufacturing	Brand and Channel	Technical Research	Financial Investment	Engineering Technology	Information Engineering	Finance & Accounting	Marketing
Liu, Young-Way	Chairman	ROC	M	✓	✓					✓			✓				
Jay Lee	Vice Chairman	ROC	M		✓					✓	✓		✓				
Gou, Tai-ming (Terry Gou)	Director	ROC	M	✓			✓			✓			✓				
Lu, Fang-ming	Director	ROC	M		✓					✓			✓				
Lu, Sung-ching	Director	ROC	M		✓					✓			✓				
Christina Yee-ru Liu	Director	ROC	F		✓							✓				✓	
James Wang	Independent Director	ROC	M		✓			✓		✓						✓	✓
Kuo, Tei-Wei	Independent Director	ROC	M		✓			✓			✓			✓			
Kung, Kuo-Chuan	Independent Director	ROC	M		✓			✓				✓				✓	

Note: Concurrently an employee of the Company accounts for 22.22%. 2 directors aged between 51-60 years of age. 6 directors aged between 61-70 years of age. 1 director aged between 71-80 years of age.

The Company places great importance on the gender diversity of the Board, and aims for an above 10% female representation, currently of 9 directors, there is 1 female director achieving 11% female representation on the board.

**b) Independence within the members of the Board of Directors:**

33.33% of directors and independent directors respectively. 2 independent director tenure average below 3 years and 1 independent director has a tenure of 4 years.

The independent directors of Hon Hai are all in compliance with the regulations on the establishment of independent directors of public companies and the rules of matters to be followed. There are no matters 3 and 4 stipulated in Article 26-3 of the

Securities and Exchange Act between the directors and independent directors. The board of directors of professional qualifications and independence, please refer to previous page

(8) Management Team Information

Date: 04/2/2022

Position	Nationality	Name	Gender	Inauguration Date	Shareholding		Currently holding shares of spouses and minor children		Main experience (education background)	Concurrent positions at other companies
					Number	%	Number	%		
Chairman and President	Republic of China	Liu, Young-Way	M	Jul. 01, 2019	656,219	0.00	0	0.00	<ul style="list-style-type: none"> <li>• Masters of Electrical Engineering and Computer Science, University of Southern California</li> <li>• Bachelor of Electrophysics, National Chiao Tung University</li> <li>• Chairman, Socle Technology Corporation.</li> <li>• Executive Assistant to the Chairman, Hon Hai Precision Industry Co., Ltd.</li> <li>• CEO, Princeton Technology Corp.</li> <li>• Founder, ADSL IC Design House, Integrated Telecom Express Inc.</li> <li>• Founder, ITE Technology Inc.</li> <li>• Founder, Young Micro Systems</li> </ul>	<ul style="list-style-type: none"> <li>• Chairman, Foxsemicon Integrated Technology Inc.</li> <li>• Chairman, Foxtron Vehicle Technologies Co.,Ltd.</li> <li>• Director, Shanghai Ketai Century Technology Co., Ltd.</li> <li>• Chairman, MIH Consortium</li> <li>• Director, Fu Tai International Investment Limited</li> </ul>
Department General Manager	Republic of China	Wang, Cheng-Yang	M	Jan 01, 2020	47	0.00	0	0.00	<ul style="list-style-type: none"> <li>• MBA, University of Tennessee</li> <li>• VP, WLBG SonyEricsson Product Group, Foxconn Interconnect Technology Limited</li> </ul>	None
Department General Manager	Republic of China	Chiang, Chih-Siung	M	Jan 01, 2020	546,919	0.00	86,485	0.00	<ul style="list-style-type: none"> <li>• Feng Chia University</li> </ul>	<ul style="list-style-type: none"> <li>• Chairman, Innovative &amp; Intelligent Factory Accelerator (Shenzhen) Co., Ltd</li> <li>• Chairman, Jiangyu Innovation Medical Technology Chengdu CO.,LTD</li> </ul>



Position	Nationality	Name	Gender	Inauguration Date	Shareholding		Currently holding shares of spouses and minor children		Main experience (education background)	Concurrent positions at other companies
					Number	%	Number	%		
Department General Manager	Republic of China	Lin, Chung-Cheng	M	Jan 01, 2020	144,589	0.00	2,962	0.00	<ul style="list-style-type: none"> <li>Mechanical Engineering, Minghsin University of Science and Technology</li> <li>Director, ESON Precision Engineering Co. Ltd.</li> <li>Statutory Director, FOXCONN JAPAN CO., LTD.</li> </ul>	<ul style="list-style-type: none"> <li>Director, Fine Tech Corporation</li> <li>Director, Foxconn Baja California S.A. de C.V.</li> <li>Director, Foxconn Precision Imaging Pte Ltd</li> </ul>
Department General Manager	Republic of China	Chu, Cheng-Qing	M	Jan 01, 2020	100,409	0.00	0	0.00	<ul style="list-style-type: none"> <li>Mechanical Engineering, National Cheng Kung University</li> </ul>	<ul style="list-style-type: none"> <li>Chairman, Futaijie Technology Development (Shenzhen) Co., Ltd.</li> </ul>
Accounting Director	Republic of China	Chou, Zong-kai	M	Jul 20, 2010	0	0.00	0	0.00	<ul style="list-style-type: none"> <li>Master's Degree in accounting, Long Island University</li> <li>Manager of Deloitte &amp; Touche, Taiwan</li> <li>Lecturer of Hsing Wu University, Taiwan</li> </ul>	<ul style="list-style-type: none"> <li>Director of Apex Gold Limited</li> <li>Director of China Galaxy Enterprises Limited</li> <li>Director of Foxconn Singapore Pte Ltd.</li> <li>Director of High Precision Holdings Limited.</li> <li>Director of Precision Technology Investments Pte. Ltd.</li> </ul>
Financial Director	Republic of China	Huang, De-cai	M	Apr. 15, 1998	1,266,126	0.01	0	0.00	<ul style="list-style-type: none"> <li>Graduated from National Chiao Tung University, Taiwan</li> <li>Financial director of Vanguard International Semiconductor Corporation</li> <li>Manager of Taiwan Philip Co. Company</li> </ul>	<ul style="list-style-type: none"> <li>Chairman, Lin Yin International Investment Co., Ltd.</li> <li>Chairman, Fu Tai International Investment Co., Ltd.</li> <li>Chairman, Hongyuan International Investment Co., Ltd.</li> <li>Chairman, Hongyang Semiconductor Corporation</li> <li>Chairman of Hongyang Venture Capital Investment Co., Ltd.,</li> <li>Chairman, Hon Jin International Investment Co., Ltd.</li> <li>Chairman, Hongqi International</li> </ul>

Position	Nationality	Name	Gender	Inauguration Date	Shareholding		Currently holding shares of spouses and minor children		Main experience (education background)	Concurrent positions at other companies
					Number	%	Number	%		
										<ul style="list-style-type: none"> <li>Investment Co., Ltd.</li> <li>• Chairman, Bon Shin International Investments Co., Ltd.</li> <li>• Chairman, Hongfu (Shenzhen) Equity Investment Fund Management Co., Ltd.</li> <li>• Director, Zhong Yuan Rong Chuang Foundation Management (Henan) Co., Ltd.,</li> <li>• Director of Zhong Yuan (Henan) Financing and Rental Co., Ltd.</li> <li>• Director, Jinchangzhi Technology (Shenzhen) Co, Ltd.</li> <li>• Director, Fulong Credit Loan (Shenzhen) Co, Ltd.</li> <li>• Director, Zhunshida International Supply Chain Management Co., Ltd.</li> <li>• Director, MIH Consortium</li> <li>• Director of Jiaming Financial Leasing (Shanghai) Co., Ltd.</li> <li>• Director of Zhengzhou Airport Economic comprehensive Experiment Zone Zhongyuan Inclusive Finance Co.,Ltd</li> <li>• Director, Jinan Property Development Co., Ltd.</li> <li>• Director, QUKUAILIAN INFORMATION TECHNOLOGY (SHENZHEN) CO., LTD.</li> <li>• Executive Director, Hong Ding Management Consultants (Shenzhen) Co., Ltd.</li> </ul>

Position	Nationality	Name	Gender	Inauguration Date	Shareholding		Currently holding shares of spouses and minor children		Main experience (education background)	Concurrent positions at other companies
					Number	%	Number	%		
										<ul style="list-style-type: none"> <li>• Director, Chained Finance Limited(Cayman)</li> <li>• Director, Chained Finance Limited(HK)</li> <li>• Director, Foxconn (Far East) Limited(Cayman)</li> <li>• Director, Foxconn (Far East) Limited(HK)</li> <li>• Director, Foxconn Capital Limited</li> <li>• Director, Foxteq Holdings Inc.</li> <li>• Director, Foxteq Integration, Inc.</li> <li>• Director, HCM International Company</li> <li>• Director, Rich Dreams Network Technology Limited</li> <li>• Director, Talent Sky Holdings Limited</li> <li>• Director, TMJ Technology Co., Ltd.</li> </ul>

Note 1: Management holding shares in the name of others: None

Note 2: Management has spouse or second-degree relative holding a position as manager: None

Note3: Combined Chairman and CEO explanation and measures: The Company operates with a combined Chairman and CEO system which enhances operational efficiency and policy execution efficiency. Meanwhile, there are constant efforts to train and find a suitable managerial candidate; additionally, the Chairman maintains a constant channel of communication with updates to the Board of Directors regarding the Company's operations and corporate governance initiatives. In the future, the Company plans to increase independent director representation on the Board, to further enhance supervision. Currently, the Company has the below specific measures:

1. 3 Independent Directors with financial, accounting, and information engineering expertise, to effectively supervise the Company.
2. The Company has established an Audit Committee, comprised of 3 Independent Directors, and majority of which are not concurrent employees or managers of the Company.
3. In accordance with Corporate Governance principles, Independent Directors at key committees can fully discuss matters and freely propose suggestions to the Board.

(9) Remuneration paid to Directors, Supervisors and management team in the most recent fiscal year

(a) Remuneration of Directors and Independent Directors

Unit: NT\$ Thousand

Title	Name (Note 2)	Compensation of Directors				Percent of A, B, C and D to net profit after tax		Relevant remuneration of part-time personnel						Percent of A, B, C, D, E, F and G to net profit after tax		Is there any remuneration from other invested businesses apart from subsidiaries					
		Remunerations (A)		Retirement allowance (B)	Remuneration from distribution of earnings (C)			Business execution expenses (D)	Remuneration, money award and special expenses etc. (E)		Retirement allowance (F)	Employee profit sharing from earnings distribution (G) (Note 1)									
		The Company	All companies within the consolidated financial statement	The Company	All companies within the consolidated financial statement	The Company	All companies within the consolidated financial statement	The Company	All companies within the consolidated financial statement	The Company	Cash dividends	Stock dividends	Cash dividends	Stock dividends	The Company		All companies within the consolidated financial statement				
Directors	Liu, Young-Way	12,200	12,200	0	0	0	0	0	0.009	0.009	108,013	368,263	0	0	135,649	0	206,038	0	0.184	0.421	0
	Hon Jin International Investment Co., Ltd.																				
	Representative: Jay Lee																				
	Gou, Tai-ming (Terry Gou)																				
	Lu, Fang-ming																				
	Hon Jin International Investment Co., Ltd.																				
	Representative: Lu, Sung-Ching																				
	Fu Chu Technology Co., Ltd.																				
	Representative: Christina Yee-ru Liu																				
	James Wang																				

Title	Name (Note 2)	Compensation of Directors				Percent of A, B, C and D to net profit after tax	Relevant remuneration of part-time personnel							Percent of A, B, C, D, E, F and G to net profit after tax		Is there any remuneration from other invested businesses apart from subsidiaries					
		Remunerations (A)		Retirement allowance (B)			Remuneration from distribution of earnings (C)		Business execution expenses (D)		Remuneration, money award and special expenses etc. (E)		Retirement allowance (F)		Employee profit sharing from earnings distribution (G) (Note 1)						
		The Company	All companies within the consolidated financial statement	The Company	All companies within the consolidated financial statement		The Company	All companies within the consolidated financial statement	The Company	All companies within the consolidated financial statement	The Company	All companies within the consolidated financial statement	The Company	All companies within the consolidated financial statement	Cash dividends		Stock dividends	Cash dividends	Stock dividends		
Independent Directors	Kuo, Tei-Wei																				
	Kung, Kuo-Chuan	15,560	15,560	0	0	0	0	0	0.011	0.011	0	0	0	0	0	0	0	0	0.011	0.011	0
	Kung, Kuo-Chuan																				

Note: NT\$8,122,670 is set aside for employee remuneration for 2021 according to the resolution of the Board of Directors. It was calculated used last year's actual allocation ratio.

**Range of Remunerations for Directors**

Range of remunerations paid to directors	Names of Directors			
	Summation of the first 4 items (A+B+C+D)		Summation of the first 7 items (A+B+C+D+E+F+G)	
	The Company	All companies involved in financial statement (H)	The Company	Parent company and all reinvestments (I)
<b>Under NTS1,000,000</b>	Liu Young-Way, Hon Jin International Investment Co.; Ltd.; Jay Lee; Gou, Tai-ming (Terry Gou); Lu, Sung-Ching; Christina Yee-ru Liu	Liu Young-Way, Hon Jin International Investment Co.; Ltd.; Jay Lee; Gou, Tai-ming (Terry Gou); Lu, Sung-Ching; Christina Yee-ru Liu	Hon Jin International Investment Co., Ltd.; Jay Lee; Gou, Tai-ming (Terry Gou); Lu, Sung-Ching; Christina Yee-ru Liu	Hon Jin International Investment Co., Ltd.; Gou, Tai-ming (Terry Gou); Christina Yee-ru Liu
<b>NTS1,000,000 (included) ~ NTS2,000,000 (excluded)</b>	-	-	-	-
<b>NTS2,000,000 (included) ~ NTS3,500,000 (excluded)</b>	-	-	-	-
<b>NTS3,500,000 (included) ~ NTS5,000,000 (excluded)</b>	Fu Chu Technology Co., Ltd.;Kuo, Tei-Wei	Fu Chu Technology Co., Ltd.;Kuo, Tei-Wei	Fu Chu Technology Co., Ltd.;Kuo, Tei-Wei	Fu Chu Technology Co., Ltd.;Kuo, Tei-Wei
<b>NTS5,000,000 (included) ~ NTS10,000,000 (excluded)</b>	Lu, Fang-ming; James Wang; Kung, Kuo-Chuan	Lu, Fang-ming; James Wang; Kung, Kuo-Chuan	Lu, Fang-ming; James Wang; Kung, Kuo-Chuan	Lu, Fang-ming; James Wang; Kung, Kuo-Chuan
<b>NTS10,000,000 (included) ~ NTS15,000,000 (excluded)</b>	-	-	-	-
<b>NTS15,000,000 (included) ~ NTS30,000,000 (excluded)</b>	-	-	-	-
<b>NTS30,000,000 (included) ~ NTS50,000,000 (excluded)</b>	-	-	-	-
<b>NTS50,000,000 (included) ~ NTS100,000,000 (excluded)</b>	-	-	-	-
<b>Over NTS100,000,000</b>	-	-	Liu, Young-Way;	Liu, Young-Way; Jay Lee ; Lu, Sung-Ching
<b>Total</b>	11	11	11	11

**(b) Remuneration paid to the management team**

Title	Name (Note2)	Remunerations (A)		Retirement allowance (B)		Money award and special payment etc. (C)		Earning distribution as dividends for personnel (D) (Note)				Rate of total amount of A, B, C and D to pure profits after tax (%)		Remuneration from other invested businesses apart from subsidiaries.
		The Company	All companies in the financial statement	The Company	All companies in the financial statement	The Company	All companies in the financial statement	The Company		All companies involved in financial statement		The Company	All companies in the financial statement	
								Cash Dividends	Stock Dividends	Cash Dividends	Stock Dividends			
General Manager	Liu, Young-Way	107,024	108,022	646	646	25,086	25,249	780,589	0	780,589	0	0.656	0.656	0
Department General Manager	Wang, Cheng-Yang													
Department General Manager	Chiang, Chih- Siung													
Department General Manager	Lin, Chung-Cheng													
Department General Manager	Chu, Cheng-Qing													
Financial Director	Huang, De-cai													
Accounting Director	Chou, Zong-kai													

Notes 1. NTS\$8,122,670 is set aside for employee remuneration for 2021 according to the resolution of the Board of Directors. It was calculated used last year's actual allocation ratio.

### Range of Remunerations for the management team

Range of remuneration paid to general managers and deputy general managers	Names of General Managers and Deputy General Managers	
	The Company	All companies in the financial statement (E)
Under NTS1,000,000	-	-
NTS1,000,000 (included) ~ NTS2,000,000 (excluded)	-	-
NTS2,000,000 (included) ~ NTS3,500,000 (excluded)	-	-
NTS3,500,000 (included) ~ NTS5,000,000 (excluded)	-	-
NTS5,000,000 (included) ~ NTS10,000,000 (excluded)	-	-
NTS10,000,000 (included) ~ NTS15,000,000 (excluded)	-	-
NTS15,000,000 (included) ~ NTS30,000,000 (excluded)	Chou, Zong-kai	Chou, Zong-kai
NTS30,000,000 (included) ~ NTS50,000,000 (excluded)	-	-
NTS50,000,000 (included) ~ NTS100,000,000 (excluded)	Huang, De-cai	Huang, De-cai
Over NTS100,000,000	Liu, Young-Way; Wang, Cheng-Yang; Chiang, Chih-Siung; Lin, Chung-Cheng; Chu, Cheng-Qing;	Liu, Young-Way; Wang, Cheng-Yang; Chiang, Chih-Siung; Lin, Chung-Cheng; Chu, Cheng-Qing;
<b>Total</b>	<b>7</b>	<b>7</b>

### (c) Employee profit sharing granted to the management team

Unit: NT\$ Thousand

	Title	Name	Stock Dividends	Cash Dividends (Note)	Total	Proportion of total amount to net profits after tax (%)
Management Team	General manager	Liu, Young-Way	0	780,589	780,589	0.560
	Department General Manager	Wang, Cheng-Yang				
	Department General Manager	Chiang, Chih-Siung				
	Department General Manager	Lin, Chung-Cheng				
	Department General Manager	Chu, Cheng-Qing				
	Financial Director	Huang, De-cai				
	Accounting Director	Chou, Zong-kai				

Note: As of the printing date of this Annual Report, the distribution list of employee profit sharing has not been fixed, and shall be proposed as stipulated according to the actual distribution of last year.



**(d) Analysis of the proportion of the total remuneration of directors, supervisors, general managers and deputy general managers of the Company paid by the Company and all companies in the consolidated financial statement to net profit after tax in individual financial statements of the past two fiscal years**

Title	Item	Proportion of the total compensation to net profit after tax %			
		2021(Note)		2020	
		The Company	All companies in the consolidated financial statement	The Company	All companies in the consolidated financial statement
Directors		0.195	0.432	0.229	0.349
General Managers and Deputy General Managers		0.656	0.656	0.707	0.708

Note: As of the printing date of this Annual Report, the distribution list of employee profit sharing has not been fixed, and shall be proposed as stipulated according to the actual distribution of last year.

**(e) Procedures for payment and relevance with operation performance and future risks**

- (i) The Company's Articles of Incorporation does not specify director remuneration. There is no compensation distributed to Directors or Supervisors except employee compensation.
- (ii) (Independent) director remuneration and attendance fees are proposed and processed according to "Director remuneration allocation policies".
- (iii) (Independent) director remuneration has a fixed remuneration and attendance fees. There are no variable or other remunerations paid.
- (iv) Remuneration and attendance fees will not be issued to directors or Representatives who are also Company employees, related companies, or employees of Company-invested entities.
- (v) Management compensation includes fixed salary, performance bonuses, employee compensation. Salary is calculated by comparing industry peers' similar positions, employee level, education, experience, professional skill and responsible fields. Bonuses will be allocated dependent on the overall profit contribution of each business unit. Employee compensation are set according to manager' operational results.
- (vi) According to the Company's Articles of Incorporation, In case of the Company has made a profit for the year, 5% to 7% of the profit shall be set aside for staff compensation, and manager salaries are evaluated on a frequent basis. Manager compensation will be processed according to the Company's "Management remuneration allocation policies", and are subject to the indicators within the policies which business performance compensation is calculated by two main facets, 1. Financial Indicators: According to the profit and loss, and evaluating the contribution

on the overall profit contribution of each business unit, and managers target achievement rate; and 2. Non-financial indicators: Implementation of core company values and operation management capabilities, and sustainable management participation. Furthermore, constantly monitoring the implementation of management compensation and relevant laws and regulations.

## B. Implementation of corporate governance

### (1) Information on implementation of Board of Directors

Six meetings were held by the Board of Directors in the most recent year (2021) with their attendance shown as follows:

Title	Name	Attendance in person	By proxy	Attendance rate in person (%)	Remarks (Note)
Chairman	Liu, Young-Way	6	0	100%	-
Vice Chairman	Hon Jin International Investment Co., Ltd. Representative: Jay Lee	6	0	100%	-
Director	Gou, Tai-ming (Terry Gou)	0	6	0%	-
Director	Lu, Fang-ming	6	0	100%	-
Director	Hon Jin International Investment Co., Ltd. Representative: Lu, Sung-Ching	5	0	83.33%	-
Director	Fu Chu Technology Co., Ltd. Representative: Christina Yee-ru Liu	6	0	100%	-
Independent Director	James Wang	6	0	100%	-
Independent Director	Kuo, Tei-Wei	6	0	100%	-
Independent Director	Kung, Kuo-Chuan	5	0	83.33%	-
Other noteworthy matters:					
<p>A. the Board Meeting's date, session, proposal contents, all Independent Directors' opinions and the Company's actions in response to the opinions if any of the following occurred:</p> <p>(a) Matters specified in Article 14-3 of Taiwan's Securities and Exchange Act: The Company established Audit Committee on July 1, 2016. The provisions of Article 14-3 of the Securities Exchange Act are not applicable. For an explanation of the matters listed in Article 14-5 of the Securities Exchange Act, please refer to Operation of the Audit Committee section.</p> <p>(b) Other matters apart from the aforementioned where an independent director has a dissenting opinion or qualified opinion: None</p> <p>B. Effort made by directors in preventing Conflict of Interests when required:</p> <p>1. On J March 30th 2021, the board proposed the lifting of director of non-competition restrictions, resolutions regarding the issuance of 2019 annual managers' year-end bonus and performance-based bonuses and resolutions regarding the issuance of 2020 manager year-end bonus and performance bonus issuance ratification case. Executive Chairman Liu, Young-Way abstained from voting to avoid conflict of interest. The rest of the attending Directors unanimously passed the resolution.</p> <p>2. On November 12th 2021, the board proposed resolutions regarding follow up agenda for distribution of 2020 employee remunerations. Executive Director Liu Yang-Way abstained from voting to avoid conflict of interest. The rest of the attending Directors unanimously passed the resolution.</p> <p>C. Evaluation of targets for strengthening of the functions of the board during the current and immediately preceding fiscal years (such as the establishment of an Audit Committee, increase in transparency, etc.), and measures taken toward achievement thereof: The Company established an Audit Committee and Compensation committee, both to assist in supervision of the Board.</p>					

(2) The Board of Directors Evaluation and Implementation

Evaluation Frequency	Evaluation Period	Evaluation Scope	Evaluation Method	Content of Evaluation
Annually	2021/1/1 to 2021/12/31	Including the performance evaluation of the board of directors, directors and functional committees	Self evaluation of the performance of board of directors, directors and functional committees	<ol style="list-style-type: none"> <li>1. The items for the self- evaluation of the board of directors include the following aspects:               <ol style="list-style-type: none"> <li>(1) The degree of participation in the company's operations.</li> <li>(2) Improvement of board decision quality.</li> <li>(3) The composition and structure of the board of directors.</li> <li>(4) The selection and continuing education of directors.</li> <li>(5) Internal control.</li> </ol> </li> <li>2. The items for the self- evaluation of the individual directors include the following aspects:               <ol style="list-style-type: none"> <li>(1) Understanding of the Company's goals and mission.</li> <li>(2) Awareness of directors' duties.</li> <li>(3) The degree of participation in the company's operations.</li> <li>(4) Internal relationship management and communication.</li> <li>(5) Continuing education of directors.</li> <li>(6) Internal control.</li> </ol> </li> <li>3. The items for the self- evaluation of the functional committees include the following aspects:               <ol style="list-style-type: none"> <li>(1) The degree of participation in the company's operations.</li> <li>(2) Awareness of the functional committees' responsibilities.</li> <li>(3) Improvement of board decision quality.</li> <li>(4) Functional committee composition and member selection.</li> <li>(5) Internal control.</li> </ol> </li> </ol>

Information on operation of Audit Committee

(3) In most recent year, the Audit Committee held 6 meetings, and the attendance of Independent Directors is as follows:

Title	Name	Attendance in person	By proxy	Attendance rate in person (%)	Remarks (Note)
Independent Director	James Wang	6	0	100%	
Independent Director	Kuo, Tei-Wei	6	0	100%	
Independent Director	Kung, Kuo-Chuan	5	0	83.33%	

Other noteworthy matters:

A. When one of the following situations occurred to the operations of the Audit Committee, state the date, period, proposal contents, independent directors opinion, opinion with reservations or significant recommendation and resolutions of the Audit Committee, and the Company's actions in response to the opinions of the Audit Committee:

- (a) Matters specified in Article 14-5 of the Taiwan's Securities and Exchange Act: Please refer to following pages.
- (b) Resolutions passed by two-thirds of all Directors but without approval of the Audit Committee except for the preceding item: None

B. Efforts made by independent directors in preventing Conflict of Interests when required: None

C. Communications between the independent directors, the internal auditors and independent auditors (including means of communication and results, regarding Company financials, operations and other matters):

- (a) Independent director, internal auditor and Accountant communication:
  1. At least once a year, a separate meeting of independent directors, internal audit supervisors and accountants is held to discuss the completed external audit findings of the Chief Audit Executive and accountants, and to communicate according to the deficiency of annual audit, and record down the communication.
  2. At the end of each month, the head of Internal Audit send the audit and follow-up reports for the preceding month, and reports to independent directors according to the Company's annual audit plans and internal control follow-up procedures. Provide audit progress reports to independent directors at least once a quarter. If material unusual matters occur during the auditing process, the head of Internal Audit will produce a report and submit to the independent directors immediately. There were no abnormal events during 2021.
  3. Independent directors and accountants communicate and discuss audit planning matters and key audit matters.
  4. Others: In the event of major unusual activities or matters that independent directors, Chief Audit Executives and accountants deem necessary to communicate separately, meetings may be held at any time in any occasion.  
Communication between the independent directors, the Chief Audit Executive and accountants has been good and efficient.

(b) The major matters of the communications between independent directors and internal auditors in 2021:

Audit Committee Meeting Date	Communications between independent directors and internal auditors	
2021/03/30 Audit Committee Pre-meeting	Attendees	Independent Director/James Wang, Independent Director/Kuo, Tei-Wei, Independent Director/Kung, Kuo-Chuan, Chief Audit Executive/Galatea Chao
	Description	1. Audit Report Progress Report for Q4 2020 2. Approving of the 2020 Statement of Internal Control System. 3. Head of internal auditor responds to questions raised in the meeting.
	Resolution	Met with no objection.
2021/05/14 Audit Committee Pre-meeting	Attendees	Independent Director/James Wang, Independent Director/Kuo, Tei-Wei, Independent Director/Kung, Kuo-Chuan, Chief Audit Executive/Galatea Chao
	Description	1. Audit Report Progress Report for Q1 2021 2. Head of internal auditor responds to questions raised in the

		meeting.
	Resolution	Met with no objection.
2021/08/12 Audit Committee Pre-meeting	Attendees	Independent Director/James Wang, Independent Director/Kuo, Tei-Wei, Independent Director/Kung, Kuo-Chuan, Chief Audit Executive/Galatea Chao
	Description	1. Audit Report Progress Report for Q2 2021 2. Head of internal auditor responds to questions raised in the meeting.
	Resolution	Met with no objection.
2021/11/09 Audit Committee Pre-meeting	Attendees	Independent Director/James Wang, Independent Director/Kuo, Tei-Wei, Chief Audit Executive/Galatea Chao, Accountant/Hsu, Yung-Chien
	Description	1. Audit Report Progress Report for Q3 2021 2. Approving of the Company's 2021 annual audit plans and procedures. 3. Head of internal auditor responds to questions raised in the meeting.
	Resolution	Met with no objection.
2021/11/12 Annual Audit Report Meeting	Attendees	Independent Director/James Wang, Independent Director/Kuo, Tei-Wei, Accountant/Hsu, Yung-Chien
	Description	1. Accountants communicated and discussed the audit planning matters and key audit matters in 2021. 2. The impact of the Covid19 epidemic on 2021 audit work.
	Resolution	Independent directors and accountants fully communicated, and met with no objections from the independent directors.

D. Audit Committee annual major matters and operation status:

(a) Annual major annual matters:

1. Regularly communicate the results of the audit report with the internal auditor based on the annual audit plan.
2. Regularly communicate with the company's CPA on the results of the quarterly financial statements review or audit.
3. Review financial reports
4. Evaluation of the effectiveness of the internal control system.
5. Material asset or derivative transactions.
6. Appointment, dismissal or remuneration of CPA.
7. CPA qualification and independence assessment.
8. Review and revise the "Procedures for Acquisition and Disposal of Assets", "Procedures for Derivatives Transactions", "Procedures for Lending of Capital to Other Parties", and "Procedures for Endorsement and Guarantee" or any other major financial business behaviors.
9. Regulatory Compliance.

(b) Implementation:

Board Meeting Date / Meeting Number.	Motions and subsequent actions	Particulars described in Article 14-5 of the Securities and Exchange Act	Contents of independent directors' objections, reservations or major proposals
2021/03/30 17 <sup>th</sup> Board 13 <sup>th</sup> Meeting	1. The Company's 2020 annual financial report.	✓	None
	2. The Company plans to issue the first overseas unsecured convertible corporate bonds in 2021.	✓	None
	3. The Company plans to indirectly disposal of Equity of Fuyu properties (Shanghai) Co., Ltd	✓	None

	4. 2021 annual financial report verification, proposal for appointment of accountants, independence evaluation of accounts and related service expenses.	✓	None
	5. Approved the company's 2020 internal control statement proposal.	✓	None
	Audit committee resolution (2021/03/30): Passed by all attending Audit committee members.		
	Company's response to Audit committee opinions:		
2021/05/14 17 <sup>th</sup> Board 14 <sup>th</sup> Meeting	The audit certification of the Company's 2020 Operational Results.	✓	None
	Audit committee resolution (2021/05/14): Passed by all attending Audit committee members.		
	Company's response to Audit committee opinions:		
2021/08/05 7 <sup>th</sup> Board 16 <sup>th</sup> Meeting	1. Case of acquiring the plant and equipment of Macronix Electronics Co., Ltd.	✓	None
	2. Case of donating COVID-19 Vaccine	✓	None
	Audit committee resolution (2021/08/05): Passed by all attending Audit committee members.		
	Company's response to Audit committee opinions:		
2021/08/12 17 <sup>th</sup> Board 17 <sup>th</sup> Meeting	1. Case of the Company's lending capital and domestic subsidiary	✓	None
	2. Case of proposing indirect investment in Futaihua Precision Industry (Weihai) Co., Ltd.	✓	None
	3. Case of indirect disposal of share subscription warrants of Pu Li Da Technology Co., Ltd. in Foshan City.	✓	None
	4. Amendment to the Company's "Internal Control System for the Management of the Financial Statement Preparation Process"	✓	None
	Audit committee resolution (2021/08/12): Passed by all attending Audit committee members.		
	Company's response to Audit committee opinions:		
2021/11/12 7 <sup>th</sup> Board 18 <sup>th</sup> Meeting	1. Proposed increase of capital in subsidiary Lin Yin International Investment Co., Ltd.	✓	None
	2. Dispose of the Company's plant and machinery to its subsidiary, Hon Young Semiconductor Corporation.	✓	None
	3. Proposed increase of capital to its subsidiary Hon Young Semiconductor Corporation.	✓	None
	4. Finalizing of the Company's 2022 "Annual Audit Plan"	✓	None
	5. Introduced ISO37001 anti-bribery management system certification, adding 12 internal control regulations and corresponding forms and list.	✓	None
	Audit committee resolution (2021/11/12): Passed by all attending Audit committee members.		
	Company's response to Audit committee opinions:		
	Resolutions passed by two-thirds of all Directors but without approval of the Audit Committee except for the preceding item: None		

Hon Hai's Audit Committee is empowered by its Charter to conduct any study or investigation it deems appropriate to fulfill its responsibilities. It has direct access to Company's internal auditors, the Company's independent auditors, and all employees of the Company. The Committee is authorized to retain and oversee

special legal, accounting, or other consultants as it deems appropriate to fulfill its mandate. The Audit Committee Charter is available on Hon Hai's corporate website.

**(4) The difference between the corporate governance implementation and the Corporate Governance Best Practice Principles for TWSE/GTSM-Listed Companies and reasons:**

Item	Implementation Status			Difference from Corporate Governance Practice Principles for TWSE/GTSM Listed Companies and reasons
	Yes	No	Description	
1. Does the Company set and disclose corporate governance code of practice according to corporate governance practice principles for TWSE/GTSM-Listed companies?	✓		The Company has set a corporate governance code of practice, for the protection of shareholders' rights, to strengthen the functions of the BOD, respect the interests of stakeholders, enhance the transparency of information and relevant rules. Detailed information can be found on the Company's website.	No Difference
2. Equity structure and shareholder rights.				No Difference
(1) Has the Company set internal operating procedures to deal with shareholder proposals, doubts, disputes and litigation matters, and does it implement these in accordance with its procedures?	✓		(1) The Investor Relations Department is dedicated to processing shareholder proposals or disputes.	
(2) Does the Company have a list of those who ultimately control the major shareholders of the Company?	✓		(2) The Company keeps track of of the shareholding status of directors, managers, and major shareholders holding more than 10%, and provides disclosure according to law.	
(3) How does the Company establish its risk management mechanism and firewalls involving related enterprises?	✓		(3) The Company has established appropriate internal risk control mechanisms and firewalls, pursuant to the rules for specific companies or groups related business operations and financial transactions, supervision measures for subsidiaries, procedures for endorsement and guarantee, operational procedures for lending funds to others and procedures for asset acquisition & disposal. Business relations between affiliated enterprises have been evaluated by an independent third party to prevent violations of unlawful transactions.	
(4) Has the Company set internal standards to prohibit the use of undisclosed insider information to trade securities on the market?	✓		(4) The Company has set operating procedures and critical control points to prevent insider trading, Company insiders are prohibited from using undisclosed information to buy and sell securities on the market.	



Item	Implementation Status			Difference from Corporate Governance Practice Principles for TWSE/GTSM Listed Companies and reasons
	Yes	No	Description	
3. Organization and responsibilities of the Board of Directors				No Difference
(1) Has the Company established a diversification policy or specific goal for the composition of its Board of Directors and has it been implemented accordingly?	✓		(1) The Company has set “Corporate Governance Practical Principles” to ensure boards’ diversity. The company’s BOD (including independent directors) has adopted a nomination system. The members of the BOD are diversified and possess manufacturing, brand channel, technological research and financial investment backgrounds for the implementation of Board diversity and create a healthy board structure. Concurrently an employee of the Company accounts for 22.22% and 33.33% of directors and independent directors respectively. 2 independent director tenure average below 3 years and 1 independent director has a tenure of 4 years. 2 directors are aged between 51-60. 6 between 61-70 years of age. 1 between 71-80 years of age. The Company places great importance on the gender diversity of the Board, of 9 current directors, there is 1 female representation, accounting for 11%. (Please refer to “[7] Diversity within the members of the Board of Directors” in previous pages for board members’ professions and independence).	
(2) Has the Company establish other functional committees besides the Compensation Committee and Audit Committee?	✓		(2) The Company set up a Compensation Committee, has also set up the FGSC Committee, Energy-saving Technology Development Committee, Employee Benefits Committee and Employee Retirement Reserves Oversight Committee and Sustainability Committee; Nomination Committee on March 16 2022; other functional committees will be set up depending on future needs.	
(3) Has the Company set performance assessment rules and methods for the BOD and does it perform this evaluation every year?	✓		(3) Since November 12, 2020, the Company’s Procedures includes “Director and Committee evaluation method”. Evaluations are conducted early, and at least once every three	

Item	Implementation Status			Difference from Corporate Governance Practice Principles for TWSE/GTSM Listed Companies and reasons
	Yes	No	Description	
			<p>years by an external professional independent organization or an external scholar/expert. The evaluation also specifies aspects of evaluation for each functional committee. The company's internal performance evaluation for the board of directors in the most recent year is carried out by the directors, using internal questionnaires.</p> <ol style="list-style-type: none"> <li>1. The items for the self- evaluation of the board of directors include the following aspects: <ol style="list-style-type: none"> <li>(1) The degree of participation in the company's operations.</li> <li>(2) Improvement of board decision quality.</li> <li>(3) The composition and structure of the board of directors.</li> <li>(4) The selection and continuing education of directors.</li> <li>(5) Internal control.</li> </ol> </li> <li>2. The items for the self- evaluation of the individual directors include the following aspects: <ol style="list-style-type: none"> <li>(1) Understanding of the Company's goals and mission.</li> <li>(2) Awareness of directors' duties.</li> <li>(3) The degree of participation in the company's operations.</li> <li>(4) Internal relationship management and communication.</li> <li>(5) Continuing education of directors.</li> <li>(6) Internal control.</li> </ol> </li> <li>3. The items for the self- evaluation of the functional committees include the following aspects: <ol style="list-style-type: none"> <li>(1) The degree of participation in the company's operations.</li> <li>(2) Awareness of the functional committees' responsibilities.</li> <li>(3) Improvement of board decision quality.</li> <li>(4) Functional committee composition and member selection.</li> <li>(5) Internal control.</li> </ol> </li> </ol> <p>Evaluation Results: The results of the performance</p>	

Item	Implementation Status			Difference from Corporate Governance Practice Principles for TWSE/GTSM Listed Companies and reasons
	Yes	No	Description	
(4) Does regularly evaluate the independence of the CPA?	✓		<p>evaluation of the board of directors were sent to the board of directors and functional committees on March 16, 2022 and were used as a reference for the remuneration of individual directors and nominations for re-election. The results of the 2021 performance evaluation are as follows:</p> <ol style="list-style-type: none"> <li>1. The overall average score of the board of directors' performance self-evaluation is 4.93 points (out of 5); the overall average score of the individual board members' self-evaluation is 4.92 points (out of 5). The results of the overall board performance evaluation are still effective.</li> <li>2. The overall average score of the audit committee's self-evaluation is 4.88 points (out of 5).</li> <li>3. The overall average score of the compensation committee's self-evaluation is 4.43 points (out of 5).</li> </ol> <p>(4) The Company regularly assesses the performance and independence of the CPA through the BOD. The recommended CPA is required to provide CVs and declarations (not in violation of Ethical Standards Publication No. 10) for the BOD to discuss the appointment and independence of the CPAs. The company's board of directors reviewed and approved on March 16, 2022: All certified public accountants meet the company's independence assessment standards (direct or indirect financial interest with clients, excessive reliance on the source of remuneration from a single client by the firm, significant and close business relationship, etc.).</p>	
4. Does the Company appoint competent and appropriate corporate governance personnel and corporate governance officer to be in charge of corporate governance affairs (including but not limited to furnishing information required for	✓		In aims to implement corporate governance, assist directors, and protect investor rights; the Company has passed a resolution on 2019/05/14 board meeting and has appointed competent and appropriate corporate governance personnel. The Company has established full-time financial officer, Huang, De-cai as responsible for corporate governance related matters. Huang has accumulated	No Difference

Item	Implementation Status			Difference from Corporate Governance Practice Principles for TWSE/GTSM Listed Companies and reasons
	Yes	No	Description	
business execution by directors, assisting directors' compliance of law, handling matters related to board meetings and shareholders' meetings according to law, and recording minutes of board meetings and shareholders' meetings)?			<p>over twenty years of financial manager expertise and experience. Primary responsibilities include the following:</p> <ol style="list-style-type: none"> <li>1. Assist Independent and Non-Independent Directors to carry out their duties pursuant to the Law: <ol style="list-style-type: none"> <li>a. Notify the board 7 days in advance before Board of Director meetings, and if matters are subject to abstaining due to conflicts of interest.</li> <li>b. Registration of the Shareholders' Meeting dates, and notification dates according to relevant laws.</li> </ol> </li> <li>2. Creation of board and shareholder meeting minutes - 20 days after the meeting according to the relevant regulations.</li> <li>3. Assist Directors in assuming the position: According to the Company's specific industry, and the profession and educational backgrounds of the Director, assist the Director in formulating an advancement plan and arrange relevant classes.</li> <li>4. Assist in production of materials to assist the Board of Directors to carry out their duties: <ol style="list-style-type: none"> <li>a. Regularly inform the Board of Directors with relevant information regarding updates rules and regulations of Company's industry and relevant corporate governance updates.</li> <li>b. Review relevant information confidentiality levels and provide the Board of Directors the necessary information, maintain the Board and Managements communication channels.</li> <li>c. Meeting with internal and external auditors to maintain Independent Director's compliance with the Company's corporate governance regulations, and if needed, organize relevant meetings.</li> </ol> </li> <li>5. Assist in the Board's compliance with Laws: <ol style="list-style-type: none"> <li>a. Report to the Board regarding the Company's governance situation, and make sure the Company's Shareholders' and Board of Directors' Meetings comply with</li> </ol> </li> </ol>	

Item	Implementation Status			Difference from Corporate Governance Practice Principles for TWSE/GTSM Listed Companies and reasons
	Yes	No	Description	
			<p>relevant laws and corporate governance practices.</p> <p>b. Assist and remind Directors regarding the importance of adherence to laws and regulations for resolutions within meetings, and provide suggestions in the case where such laws and regulations are infringed upon.</p> <p>c. Examination of Directors' Meeting's resolutions post-meeting, and the release of such information. Confirming the resolutions and relevant information are according to law and correct, to protect the integrity of investors' trading information.</p> <p>6. For "Continuing education of Directors", please see following pages</p>	
5. Does the Company establish communication channels and dedicate section for stakeholder on its website to respond to important issues of corporate social responsibility concerns?	✓		The Company has set "Stakeholder Zone" and have the contact information for spokesperson and any related contact window to on its website to respond to major concerns regarding corporate social responsibilities from stakeholders. Please refer to CSR Annual Report. "The communication and Responsibility of stakeholder" Chapter.	No Difference
6. Has the company appointed a professional stock affairs agency for shareholders affairs?	✓		The Company authorized "Grand Fortune Securities Co., Ltd." as stock service agency to handle shareholder transactions.	No Difference
7. Disclosure of information				No Difference
(1) Does the Company set up website to disclose financial operations and corporate governance information?	✓		(1) The Company has placed financial and corporate governance information of each year on its website.	
(2) Has the Company adopted other measures (such as English website, a designated person responsible for the collection and disclosure of information, implementation of the spokesman system, the legal entities announcements uploaded to website, etc.) to disclose information?	✓		(2) The Company has an English website and a spokesperson, investor relations department and shareholder services department to disclose relevant information. The Company issued global depository receipts (GDR) in London, and discloses company information on its website according to the provisions of the relevant rules of the London Stock Exchange.	

Item	Implementation Status			Difference from Corporate Governance Practice Principles for TWSE/GTSM Listed Companies and reasons
	Yes	No	Description	
(3) Does the Company announce and report the annual financial statements within two months after the end of the fiscal year, and announce and report the first, second, and third quarter financial statements as well as the operating status of each month before the prescribed deadline?	✓		(3) The Company's annual financial report and the first, second, and third quarter financial reports were announced and submitted within the time limit specified by the law. In addition, since June 2019, the Company's revenue information has been disclosed in advance on the 5 <sup>th</sup> of the following month. However, the annual financial report has not been announced and filed within two months after the end of the fiscal year.	
8. Does the Company have other important information for better understanding the Company's corporate governance system (including but not limited to interests and rights of employees, care for employees, relation with investors, relation with suppliers, relation with interested parties, continuing education of directors and supervisors, execution of risk management policies and risk measuring standards, execution of customer policies, liability insurance for the Company's directors and supervisors)?	✓		<p>(1) Interests and rights of employees: The Company has always treated employees in good faith to ensure their legal interests and rights in accordance with the Labor Standards Act.</p> <p>(2) Care for employees: by adopting a welfare system and good education and training, a relationship of mutual trust has been established with employees. Such as: employee benefits and community cultural and recreational activities and entertainment, health clinic grants and medical advice, the Company also provides staff quarters, rented accommodations for staff, accommodation care, parking lots, etc.</p> <p>(3) Investor Relations: The Investor Relations Department was set up to specifically deal with shareholder proposals.</p> <p>(4) Supplier Relationship: good relations with suppliers are maintained at all times.</p> <p>(5) Relations with stakeholders: stakeholders shall communicate with the Company and put forward proposals to protect their due legal rights and interests.</p> <p>(6) Continuing education of directors and supervisors: The Company's directors are qualified with industrial professional knowledge and practice experience in operation management. Please refer to the following table for more information on continuing education (please refer to the table below for specific case studies).</p> <p>(7) Execution of risk management policy and risk measuring standards: various</p>	No Difference

Item	Implementation Status			Difference from Corporate Governance Practice Principles for TWSE/GTSM Listed Companies and reasons
	Yes	No	Description	
			<p>internal regulations are established legally for various risk management and evaluation.</p> <p>(8) Execution of customer policies: stable and good relations with customers are maintained with the view of creating profits.</p> <p>(9) Liability insurance for the Company's directors: liability insurance has been covered for directors.</p>	
9. Please specify the measures adopted by the Company to improve the items listed in the corporate governance review result from Taiwan Stock Exchange's Corporate Governance Center and the improvement plans for items yet to be improved.				
Evaluation Indicators			Priority items to be improved and measures:	
Does the Company's independent directors adhere to "Directions for the Implementation of Continuing Education for Directors and Supervisors of TWSE Listed and TPEX Listed Companies" and its directed hours?			The Company's independent directors adheres to "Directions for the Implementation of Continuing Education for Directors and Supervisors of TWSE Listed and TPEX Listed Companies" and its directed hours.	

### Continuing education of Directors

Title	Name	Date	Organizer	Course	Hours
Director	Lu, Fang-ming	2021/09/01	Financial Supervisory Commission	The 13 <sup>th</sup> Taipei Corporate Governance Forum	6
		2021/10/05	Securities and Futures Institute	Key Technologies and Business Opportunities of Quantum Technology	3
		2021/10/15	Securities and Futures Institute	Early Warning and Categorization Analysis of Corporate Financial Crisis	3
		2021/10/27	Securities and Futures Institute	Discussion on Human Resource and M&A Integration Issues in the Process of Corporate M&A	3
		2021/11/19	Securities and Futures Institute	Discussion on the Practice of Combating Money Laundering and Financing of Terrorism	3

<b>Title</b>	<b>Name</b>	<b>Date</b>	<b>Organizer</b>	<b>Course</b>	<b>Hours</b>
Corporate Director representative	Christina Y. Liu	2021/11/03	Greater China Financial and Economic Development Association	Building Corporate Resilience Through Digital Transformation	3
		2021/12/20	Greater China Financial and Economic Development Association	Corporate Reputation and Governance, from a Big Data Perspective	3
Independent Director	James Wang	2021/08/27	Taiwan Corporate Governance Association	Discussion on the Use of Remuneration Strategies and Tools for Corporate Employees	3
		2021/08/27	Taiwan Corporate Governance Association	The Recent Development and Response Strategy of Cross-strait Anti-tax Avoidance	3
Independent Director	Kuo, Tei-Wei	2021/12/02	Greater China Financial and Economic Development Association	Innovative Thinking of Digital Transformation	3
		2021/12/20	Greater China Financial and Economic Development Association	Corporate Reputation and Governance, from a Big Data Perspective	3
Independent Director	Kung, Kuo-Chuan	2021/11/19	Greater China Financial and Economic Development Association	Tax Planning for Corporate Operation and Shareholding Structure	3
		2021/12/15	Greater China Financial and Economic Development Association	M&A Trends and Development of Investment Holding Companies in Taiwan	3



**Continuing education of corporate governance manager**

<b>Title</b>	<b>Name</b>	<b>Date</b>	<b>Organizer</b>	<b>Course</b>	<b>Hours</b>
Corporate Governance Manager	Huang, De-Cai	2021/09/27	Securities and Futures Institute	Legal Liability and Case Analysis for Insider Trading	3
		2021/10/13	Securities and Futures Institute	Relevant Regulations and Operational Practices of the Audit Committee	3
		2021/10/26	Securities and Futures Institute	Corporate Tax Governance and Tax Technology Solutions, From the Perspective of ESG Trends and the Epidemic Environment	3
		2021/11/03	Securities and Futures Institute	2021 Annual Prevention of Insider Trading Disseminate Conference	3

(5) Organization, responsibilities, and operation status of the Compensation Committee:

(a) Information on members of the Compensation Committee

Name	Professional Knowledge and Experience	Independence Attribute	Concurrent independent director position in other publicly traded companies
James Wang Chairperson	<p>Business Administration, National Taiwan University</p> <p>EMBA Business Administration, National Taiwan University</p> <p>Independent Director of Hon Hai's the Board, the member of Hon Hai Audit Committee and the chairperson of Hon Hai Compensation Committee.</p> <p>Chairman, Les enphants Co. Ltd</p> <p>Executive Director, Chain Stores and Franchise Association</p> <p>Executive Director, Marketing Communication Executive International</p> <p>Executive Director, Taiwan Excellent Brand Association</p>	Please refer to "Professional knowledge and independence of directors" in previous pages for board members' professions and independence	3
Kuo, Tei-Wei	<p>PhD. Computer Science, University of Texas at Austin</p> <p>Masters of Computer Science, University of Texas at Austin</p> <p>Bachelor of Computer Science, National Taiwan University</p> <p>Acting President, National Taiwan University</p> <p>Academic Vice President, National Taiwan University</p> <p>Distinguished Researcher and Director, Research Center for Information Technology, Academia Sinica</p> <p>Convener, Ministry of Science and Technology/Department of Engineering and Technologies</p> <p>Distinguished Professor, Department of Computer Science and Information Engineering, National Taiwan University</p> <p>Academician, European Academy of Sciences and Arts</p> <p>Independent Director of Hon Hai's the Board, the member of Hon Hai Audit Committee and the member of Hon Hai Compensation Committee.</p> <p>Academician, National Academy of Inventors</p> <p>Distinguished Professor, Department of Computer Science and Information Engineering, Networking and Multimedia and Electronic Engineering, National Taiwan University</p> <p>Chair Professor, Information Engineering, College of Engineering Director, and Senior Consultant to the President, City University of Hong Kong</p>		0

Name	Professional Knowledge and Experience	Independence Attribute	Concurrent independent director position in other publicly traded companies
Kung, Kuo-Chuan	<p>Masters of Business Administration, Harvard Business School.</p> <p>Bachelor Degree, Dartmouth College</p> <p>Independent Director of Hon Hai's the Board, the member of Hon Hai Audit Committee and the member of Hon Hai Compensation Committee.</p> <p>Partner, Greater China General Manager, MBK Partners, L.P.</p> <p>Managing Director, The Carlyle Group</p> <p>Managing Partner, Nexus Point Advisors (HK) Limited.</p>		0

**(b) Operation status of the Compensation Committee**

- (1) There are 3 members in the Company's Compensation Committee.
- (2) Current Term: From July 1, 2019 to June 30, 2022. The Compensation Committee held 2 meetings in the recent year, the qualifications and attendance of the Committee are shown as follows:

Title	Name	Attendance in person	By proxy	Attendance rate in person (%)	Remarks
Chair	James Wang	2	0	100%	
Member	Kuo, Tei-Wei	2	0	100%	
Member	Kung, Kuo-Chuan	1	0	50%	

Other noteworthy matters:

- a. The Board of Directors does not accept Compensation Committee's suggestions or amendments: None.
- b. The resolutions of the Compensation Committee which Committee member has oppositions or reservations: None.
- c. The resolutions of the Compensation Committee and the Company's action:

Meeting Date	Major Matters	Resolution	The Company's action regarding the Compensation Committee
2021/03/30	<ol style="list-style-type: none"> <li>1. The ratification of the Company's 2019 annual year-end bonus and performance-based bonuses paid to the management team.</li> <li>2. Reviewing of the ratification of the Company's 2020 annual remuneration paid to the management team.</li> </ol>	Passed by all Audit committee members	Submitted to and passed by all attending directors.
2021/11/12	<ol style="list-style-type: none"> <li>1. Formulated the company's " Director and Committee evaluation method" proposal.</li> <li>2. Ratification of the Company's 2020 remuneration paid to the management team.</li> <li>3. Approval of the salary and remuneration of the Company's general manager.</li> </ol>	Passed by all Audit committee members Passed by all Audit committee members	Submitted to and passed by all attending directors. Submitted to and passed by all attending directors.

**(6) Implementation of the Sustainable Development and the Differences of Practice for Sustainable**

## Development of Listed OTC Companies and Its Reasons

Item	Implement status			Difference from Corporate Governance Practice Principles for TWSE/GTSM Listed Companies and reasons
	Yes	No	Description	
Does the company establish a governance structure to achieve sustainable development, and set up a dedicated (part-time) unit to promote sustainable development, which is authorized by the board of directors to handle senior management, and supervised by the board of directors?	✓		The Company formally established Corporate Social Responsibility (CSR) in 2007 and renamed as Sustainability Committee in 2022. The organizational structure is under the office of the directors. The committee is chaired by Company Chairman Liu Young-Way; under which, an assigned spokesman, Wu Jun-Yi, who is special assistant and in charge of the office. Xing Hao-Ran, the assistant director, serves as the director general, and comprehensively manages the practice of the committee. The office has a team of full-time staff, responsible for editing the relevant systems and norms of the group's sustainable development, supervising the company's sustainable development policies and plans, regularly tracking and evaluating the progress and effectiveness of sustainable development, publishing sustainable development reports, promoting and internalizing sustainable development into the group's corporate culture. In addition, each business group of the group has its promotion branches, which implement the relevant sustainability policies of the group and are supervised by the sustainability committee. The Sustainability Committee will regularly report the progress of the work to the Chairman, and report to the Board of Directors at least once a year on the annual implementation results of sustainable development.	No Difference
Does the company conduct risk assessments on environmental, social and corporate governance issues related to company operations according to the principle of materiality, and formulate relevant risk management policies or strategies?	✓		The company communicates with shareholders through multiple channels, gathers the focus of attention from all walks of life, and identifies preliminary important issues based on the context of sustainability, materiality, integrity and inclusiveness of shareholders, the evaluate team of the Sustainability	No Difference

Item	Implement status			Difference from Corporate Governance Practice Principles for TWSE/GTSM Listed Companies and reasons
	Yes	No	Description	
			Committee of the company will evaluate the two axes of “impact to the organization” and “shareholders’ concern” according to the identification of the AA1000 Materiality Test standard, and then analyze the materiality ranking and draw a matrix of major issues, identify potential risks and management opportunities faced by the enterprise, and formulate corresponding management strategies to realize the concept of sustainable development. For details, see "Communication and Responsibilities with Stakeholders" in the Company's Sustainability Report.	
3. Environmental issues				No Difference
(1) Does the company establish proper environmental management systems based on the characteristics of their industries?	✓		(1) The Company firmly believes that when promoting environmental protection, it must not only comply with relevant laws and regulations, but also need to be in line with international development trends. In 2021, the Company will formulate an environmentally sustainable development strategy based on the identification of important environmental issues. In response to the international trend and customer requirements, the Company has gradually established environment management systems for its business units, and passed the certification of ISO 14001: 2015 (received 2019/12/15, and valid through 2022/12/14), and certification of ISO50001:2018 (received 2020/05/25, and valid through 2023/05/01). For details, please refer to the Company's official website and sustainability report.	
(2) Does the company endeavor to utilize all resources more efficiently and use renewable materials which have low impact on the environment?	✓		(2) The Group systematically manages the energy use of the group by adapting the ISO 50001 energy management system and passing third-party	

Item	Implement status			Difference from Corporate Governance Practice Principles for TWSE/GTSM Listed Companies and reasons
	Yes	No	Description	
			<p>verification, thereby identifying the risks and opportunities of reducing energy use and improving energy efficiency. The Company continues to promote the implementation of energy-saving technical transformation projects.</p> <p>In addition, the Company also actively develops new technologies for energy conservation and emission reduction, new products, and new business models to fully explore the potential of energy conservation, and to promote and improve the Company's transformation and increase revenue, and ultimately, continuously optimizes the Company's energy-saving and carbon-reduction system and achieves the goal of continuous improvement.</p> <p>The raw materials used by our company are all in compliance with EU RoHS, REACH and halogen-free specifications. The Company continues to cooperate with international customers, and conducts chemical safety information disclosure of processes used in assembly plants. Furthermore, establish a list of prohibited substances to complete the replacement of green chemicals in customer products. The Company assists some international organizations since 2021 to build an information disclosure of green cleaning agents; and also establishment of a shared platform, so as to promote upstream and downstream enterprises in the industry chain to actively select green chemicals which are environmentally friendly and safe.</p> <p>The Company actively advocates water recycling and adopts</p>	

Item	Implement status			Difference from Corporate Governance Practice Principles for TWSE/GTSM Listed Companies and reasons
	Yes	No	Description	
			<p>renewable/biodegradable raw materials to effectively reduce the impact of production and manufacturing on the environment.</p> <p>The company takes the Central Environmental Protection Office as the Environment management team, and the chief environmental protection officer serves as the top leader. Every year, the company reviews the Environment management team strategy and goals, manages climate change risks and opportunities, implementation status and discusses future plans. The team reports to the chairman of the board. The company has officially become a TCFD supporter since 2011. By taking the advise from the team, the team takes reviews regulations, customer requirements and expectations, international trends and research reports, to evaluates climate change risks and opportunities. And Further, by reviewing above status, the team proposes relevant response measures to reduce or avoid the adverse impact of climate risks on the company, while actively grasping climate opportunities, so as to benefit the company and build a good culture of environmental sustainability. For details, please refer to the Environmental Section of the CSR Annual Report.</p> <p>Since 1997, it has been promoting carbon dioxide emission, and some factories have also passed the verification and obtained certificates.</p> <p>(3) The company identifies the Central Environmental Protection Office as the climate change management organization, and the chief</p>	

Item	Implement status			Difference from Corporate Governance Practice Principles for TWSE/GTSM Listed Companies and reasons
	Yes	No	Description	
(3) Does the company assess the potential risks and opportunities of climate change on its present and future operation, and take measures to respond to climate-related issues?	✓		<p>environmental protection officer serves as the top supervisor. Every year, the Company reviews its climate change strategy and goals, manages climate change risks and opportunities, reviews the implementation status and discusses future, and reports to the chairman of the board. The company officially became a TCFD supporter in 2021. By adapting the recommendations of its working group to check its internal operations' situation, regulations, customer requirements and expectations, as well as international trend development and research reports, identify and evaluate the risks and opportunities of climate change, and propose relevant managing response measures to reduce or avoid the adverse impact of climate risks on the company, while actively grasping climate opportunities, so as to benefit the company and build a good environmental sustainability culture. For details, please refer to the Environmental Section of the CSR Annual Report.</p> <p>(4) Since 2010, the Company has actively participated in the Carbon Disclosure Program (CDP), and has closely monitored the greenhouse gas emissions of direct emissions (Scope 1) and indirect emissions (Scope 2) and Scope 3 according to the "Green House Gas Protocol Initiative" (announced by World Business Council for Sustainable Development WBCSD, and World Resources Institute, WRI). In 2021, direct greenhouse gas emissions were 237,946 tons CO<sub>2</sub>e, indirect greenhouse gas emissions (based on location) were 5,982,836 tons CO<sub>2</sub>e, and indirect greenhouse gas</p>	



Item	Implement status			Difference from Corporate Governance Practice Principles for TWSE/GTSM Listed Companies and reasons
	Yes	No	Description	
(4) Does the company conduct assessment on greenhouse gas, water consumption and waste for the last two years, and establish company strategies for energy conservation and carbon reduction, greenhouse gas reduction, water saving and waste management?	✓		<p>emissions (location based) were 5,772,920 tons CO<sub>2</sub>e. The Company have examined the carbon dioxide emission since 2008. Some parts of our plant have passed the inspection and received relevant certifications. Unit: t CO<sub>2</sub>e</p> <p>The company promotes the recycling and reuse of water resources, and has incorporated renewable/biodegradable materials into some production raw materials, effectively reducing the impact on the environment during the production process. In 2011, the water consumption reached 79,446 million liters, the recycled water reached 5,785 million liters, and the recycling rate reached 7.28%.</p> <p>The Company established a waste management platform in LongHua Park, ShenZhen, mainland China in 2021. Through data-based management and control, the generation, flow and conversion rate of waste can be tracked in real time. This platform combines various solutions such as reduction of factory waste, resource recovery of waste and harmless treatment, which is to be continuously improved to achieve zero waste, and to build a comprehensively zero-waste ecological park.</p>	
4. Social Issues  (1) Does the company formulate appropriate management policies and procedures according to relevant regulations and the International Bill of Human Rights?	✓		(1) The Company has set employees codes of conduct in accordance with labor laws and related personnel regulations, to protect the legitimate rights and interests of employees. As an official member of RBA, in addition to actively participating in alliance activities and undertaking member-related obligations, the group is also committing to	No Difference

Item	Implement status			Difference from Corporate Governance Practice Principles for TWSE/GTSM Listed Companies and reasons
	Yes	No	Description	
(2) Does the company formulate and implement reasonable employee benefits measures (including remuneration, vacation and other benefits, etc.), and appropriately reflect operating performance or results in employee compensation?	✓		<p>the compliance and implementation of corporate social responsibility with its peers in the electronics industry and various partners. The "Group Corporate Social Responsibility (CSR) Code of Conduct" is formulated on the basis of RBA, which is implemented after being signed by the chairman and the top managers of each business group, and is actively implemented and listed as an annual compulsory course for all new employees. On-the-job education for employees further promote compliance with the Code. The Group's Code of Conduct covers eight areas: Ethics, Labor and Human Rights, Health and Safety, Environment, Management Systems, Responsible Mineral Sourcing, Anti-Corruption Policy and Anti-Slavery Policy.</p> <p>(2) According to the Article 28 of the Company's "Articles of Incorporation" adopted by the Board, 5%-7% of the Company profit shall be set aside for employee remuneration. The Company has set performance bonuses, employee compensation and other rewards systems. The Company's operating profit is distributed to employees in accordance with employee performance, to align employee and Company growth. In addition, the Company has set a code of employee ethics, employee self-discipline, performance evaluation and reward system, leading employees to behavior in line with the Company's corporate social responsibility policy.</p>	
(3) Does the company provide a healthy and safe working environment and organize	✓		(3) The Company has formulated the safety and health policy and promised to achieve the goal of	

Item	Implement status			Difference from Corporate Governance Practice Principles for TWSE/GTSM Listed Companies and reasons
	Yes	No	Description	
training on health and safety for its employees on a regular basis?			zero injury, zero occupational disease and zero accident so as to create a best working environment for all employees. The Company updated Health and Safety Management System in 2019, and have received SGS Certifications ISO45001 (received 2019/11/24, and valid through 2022/11/23), and CNS45001. The Company regularly hosts health promotion training during training for new recruits. For the 2021 health promotion training, a total of 39 sessions were held this year, totaling 19.5 hours, and a total of 39 sessions of labor health education training, totaling 117 hours.	
(4) Does the company provide its employees with career development and training sessions?	✓		(4) The Company's Career Development unit is tasked with the planning and implementation of the Career Development Program.	
(5) Does the company comply with relevant regulations and international standards on the health and safety of customers, customer privacy, marketing and labeling of products and services, and formulates relevant policies and procedures to protect consumer rights and handling complaints?	✓		(5) On health and safety and protection of customer privacy and rights for complaint for customers, the Company complies with relevant regulations and establishes procedures based on international standards. Detailed procedures and codes can be found on the Company's official website. <a href="https://www.honhai.com/s3/reports/CSR%E5%A0%B1%E5%91%8A%E6%9B%B8/%E6%96%B9%E9%87%9D%E6%BA%96%E5%89%87/2021%E5%B9%B4%E9%B4%BB%E6%B5%B7%E7%A7%91%E6%8A%80%E9%9B%86%E5%9C%98%E8%A1%8C%E7%82%BA%E6%BA%96%E5%89%87.pdf">https://www.honhai.com/s3/reports/CSR%E5%A0%B1%E5%91%8A%E6%9B%B8/%E6%96%B9%E9%87%9D%E6%BA%96%E5%89%87/2021%E5%B9%B4%E9%B4%BB%E6%B5%B7%E7%A7%91%E6%8A%80%E9%9B%86%E5%9C%98%E8%A1%8C%E7%82%BA%E6%BA%96%E5%89%87.pdf</a>	
(6) Does the company formulated and implement supplier management policy, requiring suppliers to follow relevant	✓		(6) The Company has established supplier management policies. Requiring suppliers to adhere to environmental, occupational	

Item	Implement status			Difference from Corporate Governance Practice Principles for TWSE/GTSM Listed Companies and reasons
	Yes	No	Description	
regulations on issues such as environmental protection, occupational safety and health, or labor rights?			health and safety, and labor rights guidelines, and supervises and audits accordingly. For details, please visit Hon Hai Supplier Social and Environmental Responsibility Website: <a href="https://sser.foxconn.com/Portal/SupplierLogon.aspx">https://sser.foxconn.com/Portal/SupplierLogon.aspx</a> Please refer to the supplier management chapter of the company's sustainability report for the relevant implementation.	
5. Does the company compile corporate social responsibility reports or reports that disclose the company's non-financial information based on international CSR compiling standard or guidelines? Is the report accredited from accreditation agency or third-party verification organization?	✓		The Company's sustainability report is compiled according to Global Reporting Initiative (GRI) GRI-Standard Sustainability Reporting Standards and the Sustainability Accounting Standards Board (SASB) standards, with the previous report receiving confirmed third-party accreditation (BSI).	No Difference
6. If the Company makes its own corporate social responsibilities principles according to the Rules of Corporate Social Responsibility Best Practice Principles for TWSE/GTSM-Listed Companies, please state the differences: Not applicable.				
7. Any other important information that helps to understand the conduct of corporate social responsibility: (1) Adopted new processing system to enhance the capacity to recover wastes and sewage. The new system has been installed and put into operation in some areas in the plant. (2) Respecting employees, the Company emphasizes that it does not hire child labor, does not force employees to work overtime. Managers are prohibited to discriminate or harass against employees. All relevant measures are officially announced. (3) The Company has Health and Safety Department, examining the facilities, providing training to employees on industrial safety and health and conduct performance review on a regular basis. (4) The Company has a supplier management department, providing audit and trainings on corporate social responsibilities to suppliers. (5) The Company participates in events relating to development of society, charity groups and domestic governments via donations: a. Donated NT\$67,052,248 to the Hope Elementary School for academic counseling. b. Sponsored NT\$39,990,000 for scholarship programs for Foxconn Education Foundation. c. Sponsored NT\$5,999,995 to the Kaohsiung City Table Tennis Association – Player Training Program. d. Donated NT\$5,521,487 to NPOs and NGOs. e. The company and YongLing Foundation have each completed the purchase of five million doses of BioNTech (BNT) 162b2 vaccine, for a total of 10 million doses, and donated them to the Taiwan Centers for Disease Control (CDC) of the Executive Yuan Ministry of Health and Welfare for epidemic prevention of the novel coronavirus (COVID-19).				

**(7) Status of Implementation of Integrity Operation and differences to the Ethical Corporate Management Best Practice Principles for TWSE/GTSM Listed Companies and rationale.**

Item	Implementation Status			Difference from Ethical Corporate Management Best Practice Principles for TWSE/GTSM Listed Companies and reasons
	Yes	No	Description	
<p>1. Establishment of ethical corporate management policies and programs</p> <p>(1) Does the company formulate ethical corporate management policy that approved by the board of directors, and declare its policies and procedures in its guidelines and external documents, as well as the commitment from its board and top executives to implement the policies?</p> <p>(2) Has the company established an evaluation mechanism to assess the unethical conducts risk, and regularly analyzes and evaluates business activities with high potential unethical conducts, and formulates a precaution plan which at least covered listed activities stated in Article 2, Paragraph 7 of the Ethical Corporate Management Best Practice Principles for TWSE/TPEX Listed Companies?</p> <p>(3) Does the company establish policies to prevent unethical conduct with clear statements regarding relevant procedures, guidelines of conduct, punishment for violation, rules of appeal, the commitment to implement the policies, and review the policy regularly?</p>	<p>✓</p> <p>✓</p> <p>✓</p>		<p>(1) The Company has established the board approved “Integrity Management Code”, based on principles of legality, fairness, equality, consensus and good faith. These principles of integrity are set down and implemented through the provisions of the Company’s “Declaration of Human Resources and Code of Conduct” section of the Employee Handbook.</p> <p>(2) The company has established effective internal control mechanisms, subject to routine annual evaluations analysis and report, and used as a basis for formulating a plan to prevent unethical behavior.</p> <p>(3) The Company is committed to abiding by international and domestic corruption and anti-bribery laws which are described in the corporate social responsibility (CSR) code of conduct. The Company has a zero-tolerance policy regarding any activities in violation of the provisions. The aforementioned policies are routinely reviewed and subject to amendment.</p>	No Difference
<p>2. Fulfill operations integrity policy</p> <p>(1) Does the company evaluate business partners’ ethical records and include ethics-related clauses in business</p>	<p>✓</p>		<p>(1) The Company asks its suppliers, manufacturers and customers to sign “Partner Commitment” and strictly implement high-standard</p>	No Difference

Item	Implementation Status			Difference from Ethical Corporate Management Best Practice Principles for TWSE/GTSM Listed Companies and reasons
	Yes	No	Description	
contracts?			anti-corruption policies as the premise for cooperation.	
(2) Does the company establish an exclusively dedicated unit supervised by the Board to be in charge of corporate integrity, and regularly (at least once a year) report to the Board about the implementation of ethical corporate management policy and the plan against unethical conducts?	✓		(2) The Company has set up a dedicated Corporate Integrity unit through the Safety Department. The unit is responsible for policy-making and execution supervision of integrity management policies, and prevention of unethical behavior, reporting at least annually to the Board of Directors. On November 11, 2021, the Company reported the 2021 Implementation of Corporate Integrity to the Board of Directors: The Company requires employees sign "Employee Declaration", "Employee Integrity Commitment" and "Honesty, Integrity & IP Protection Agreement ", and routinely invites internal and external experts to provide insight to employees regarding relevant law amendments, to prevent any possible mistakes. Employees and suppliers involved in dishonest behaviors found in the investigation shall be punished accordingly.	
(3) Does the company establish policies to prevent conflicts of interest and provide appropriate communication channels, and implement it?	✓		(3) The Company developed the codes of conduct standards on corporate social and environmental responsibilities, and published the "The Group's Anti- Corruption Code of Conduct" which clearly defines integrity management, information disclosure, unfair income, fair trade, identity confidential and anonymous complaints principles.	
(4) Has the company established effective systems for both accounting and internal control to facilitate ethical corporate management, and audit the implementation of policies of preventing unethical conduct, either by internal auditors or CPAs on a regular basis?	✓		(4) According to result of analysis for unethical conduct, the Company's internal audit unit formulates related auditing plans and evaluations.	
(5) Does the company regularly	✓		(5) For 2021, the Company hosted	

Item	Implementation Status			Difference from Ethical Corporate Management Best Practice Principles for TWSE/GTSM Listed Companies and reasons
	Yes	No	Description	
hold internal and external educational trainings on operational integrity?			training pertaining to ethical management, including insider trading, trade secrets and legal general education information and telecom network operating procedures and principles, and company information security courses. Courses were participated by 1,453 for 2,6906 hours cumulatively.	
3. Report System operating status				No Difference
(1) Has the company set specific report and reward system to facilitate the report channel and assign appropriate specialist accepting to spot the reported object?	✓		(1) Dedicated personnel, reporting channels, procedures and feedback information can be found on the Company's "Integrity Management Code".	
(2) Does the company establish standard operating procedures for confidential reporting on investigating accusation cases and measures for follow-up?	✓		(2) The Company has set up the dedicate groups for acceptance and investigation of misconducts, and have formulated the Company's "Fraudulent Inspection Act", protecting the investigations confidentiality, procedure, and post-investigation measures.	
(3) Has the Company set measures to protect whistleblowers do not suffer for which he or she reported?	✓		(3) The Company clearly defined in corporate social responsibility codes of conduct which will protect both identity and anonymous reports for suppliers and employees to ensure the identity of the confidential informant.	
4. Enhance information disclosure Does the company disclose the information of implementation and results of integrity management on its website and the MOPS?	✓		The Company has established Integrity Operation Rules, and discloses the implementation results on CSR annual report. The content of the Integrity Operation Rules and the implementation results are disclosed on company official website and the MOPS.	No Difference
5. If the company develops its own integrity operation rules according to the Integrity Operation Best Practice Principles for TWSE/GTSM-Listed Companies, please state the differences: No difference.				
6. Other important information for better understanding of the integrity operation (such as review and revision of the regulations on integrity operation)				
(1) The Company strictly abides by the Company Act, the Securities and Exchange Act, Business Entity Accounting Act, publicly traded relevant rules and other relevant laws and regulations of business conduct as the basis for the implementation of the integrity management.				
(2) Please refer to the Company's official website <a href="http://www.foxconn.com">http://www.foxconn.com</a> for the Integrity Management Code and Annual Report on Corporate Social and Environmental Responsibilities.				

**(8) Other Company-established corporate governance rules and regulations**

Please refer to the Company's website for the company's Corporate Governance Code of Practice.

**(9) Other Important Corporate Governance Information**

There is a "CSR" link (<http://www.honhai.com/>) on the Company's website. It includes the "Corporate Social Responsibility Code of Conduct," annual report of "Performance of Social Responsibilities" and "Status of Implementation of Integrity Management" report.



**(10) Status of Implementation of Internal Control System**

**a. Statement of Internal Control System**

Hon Hai Precision Industry Co., Ltd.

Statement of Internal Controls

Date: 3/16/2022

According to the examination on internal control system done by the Company itself in 2021, we hereby state as follows:

- (1) The Company's Board of Directors and management team understand their responsibilities of developing, implementing and maintaining the Company's internal control system, and such a system has been established. The purpose of establishing the internal control system is to reasonably assure the following objectives: (a) The effectiveness and efficiency of business operation (including earnings, operation performance and the safeguard of company assets); (b) Achieve the reliability, timeliness, transparency, and compliance objectives according to the relevant laws and regulations in order to provide reasonable assurances.
- (2) Due to the innate limitation in designing a faultless internal control system, this system can only assure the reasonableness of the above three objectives have been fairly achieved. In addition, the effectiveness of internal control system could alter over time due to the change of business environment or situation. Since the Company's internal control system has included self-examination capability, the Company will make immediate corrections when errors are detected.
- (3) The evaluation of effectiveness of the internal control system design and implementation is made in accordance with the "Guidelines for the Establishment of Internal Control Systems by Public Companies" (the Guidelines). The Guidelines are made to examine the following five factors during the management and control process:  
(1) control environment, (2) risk assessment and response, (3) control activities, (4) information and communication, and (5) supervision. Each factor also includes several items. Details of each factor can be found in the Guidelines.
- (4) The Company has examined the effectiveness of each respected area in the internal control system based on the Guidelines.
- (5) The examination result indicated that the Company's internal control system (including subsidiary governance) dated December 31, 2021 has effectively assured that the following objectives have been reasonably achieved during the assessing period: (a) The degree that effectiveness and efficiency of business operation; (b) The reliability of the financial and related reports; (c) The compliance of the relevant laws/regulations and company policies
- (6) This Statement is a significant part of the Company's annual report and prospectus available to the general public. If it contains false information or omits any material content, the Company is in violation of Article 20, Article 32, Article 171 and Article 174 set forth in the Taiwan's Security and Exchange Act.
- (7) The Company hereby declares that this statement had been approved by the Board of Directors on March 16, 2022. Among the 8 attending Directors, to the contents of this statement.

Hon Hai Precision Industry Co., Ltd.

Chairman: Liu, Young-Way [signature and seal]

President: Liu, Young-Way [signature and seal]

- b. **The Company is required by the Security and Futures Bureau to hire an accountant to audit the Company's internal control system and disclose the audit report made by accountants:**

None

- (11) **Lawful punishment inflicted on the Company, and/or disciplinary action taken by the Company against its employees for violating internal regulations in the latest year (up to the printing date of this Annual Report); Punishments that may materially affect shareholder rights of share prices, and correction and improvement procedures:**

None

- (12) **Important resolutions made by the Shareholders' Meeting and Board of Directors, from periods 2020 and up to the printing date of this Annual Report:**

- a. **The resolutions approved by the entire attending shareholders at the annual shareholders' meeting on July 23, 2021 and its implementation**

<b>Resolutions</b>	<b>Implementation</b>
The approval of the 2020 Business Report and Financial Report	-
Approval of the 2020 earnings distribution	Shareholder's cash dividend: NT\$4 per share. Distributed on August 20, 2021
Approval of the lifting of director of non-competition restrictions	Removal of non-compete restrictions on directors in accordance with the resolution of the shareholders' meeting Director: Liu, Young-wei Company and the title: Foxtron Vehicle Technologies Co.,Ltd.

- b. **The resolutions approved by the board of directors for 2021, up to March 31, 2022 and its implementation**

- (1) March 30, 2021

The 2020 Business Report and Financial Report; the Company's 2021 earnings distribution, Resolution by the board of directors to distribute dividends; the Board of directors convene the 2020 Regular Shareholders' Meeting; the Company plans to issue the first overseas unsecured convertible corporate bonds in 2021; increase investment from return earning in China and the Company plans to indirectly disposal of Equity of Fuyu properties (Shanghai) Co., Ltd.

- (2) May 14, 2021

Company announce the consolidated financial statement for year 2021Q1; Obtaining Foxconn Singapore Pte Ltd Shares.

- (3) July 6, 2021

Announcement for the board of Directors approved to change the date of 2021 Annual Shareholders' Meeting in accordance with the instructions announced by FSC

- (4) August 5, 2021  
Board of Directors approved acquisition of 6-inch Fab.
- (5) August 12, 2021  
Company announce the consolidated financial statement for year 2021Q2; The Company's Board of Directors approved the issuance of unsecured corporate bond; Company announces indirect PRC investment; Company announces indirect PRC investment; The Change of Spokesperson.
- (6) November 12, 2021  
Obtaining Lin Yin International Investments Co., Ltd. Shares; To announce the disposal of PRC investment; To announce the disposal of Building and Machinery equipment; Subsidiary Hon Young Semiconductor Corporation announces obtaining Building and Machinery equipment.
- (7) March 16, 2022  
Company announce the annual self-assessed financial information for year 2021; The Company's Board of Directors approved the issuance of unsecured corporate bond; Obtaining Lin Yin International Investments Co., Ltd. Shares; Subsidiary Bharat FIH Limited intends to apply for listing in India through an initial public offering of Rupees ordinary shares; The Board of directors convene the 2022 Regular Shareholders' Meeting; The Company's BOD resolved to Establish The Nominating Committee and Appoint Members of Nominating Committee.
- (1) March 23, 2022  
Reporting of the Company's 2021 Financial Reports; the Company's 2021 earnings distribution; Resolution by the board of directors to distribute dividends; To announce the disposal of PRC investment; Obtaining Hon Young Semiconductor Corporation Shares.

**(13) Directors or supervisors have expressed opposition or qualified opinions that have been noted in the record or declared in writing in connection with the important resolutions passed by the Board of Directors in the latest year and up to the printing date of this Annual Report:**

None

**(14) During the latest year and up to the printing date this Annual Report, the Company's chairman, general manager, accounting director, financial director, internal auditors, and R&D supervisor had resigned or been dismissed:**

None

## C. Information on Accountants' Fees

### (1) Accountants' Fees

CPA Firm	Name of Accountant		Inspection Period	Audit Fee	Non-audit Fee	Total	Remarks
PricewaterhouseCoopers Taiwan	Hsu, Yung- chien	Patrick Hsu	2021/01/01 ~ 2021/12/31	21,851	2,380	24,231	Non-audit fee are tax consulting fee and others.

### (2) Alter the CPA Firm and the audit fee in altering year is less than that in the previous year:

None

### (3) The audit fee is reduced by over 10% compared with the previous year:

None

## D. Alternation of CPA

### (1) About the Former CPA:

Not Applicable

### (2) About Successor CPA:

Not Applicable

### (3) Former CPA's reply:

Not Applicable

## E. The Company's chairman, general manager, or any managerial officer in charge of finance or accounting matters has in the most recent year held a position at the accounting firm of its CPA or at an affiliated enterprise:

None

## F. Transfer & pledge of stock equity by directors, supervisors, managerial officers and holders of 10% or more of company shares

### (1) Changes in Equity

Unit: Shares

Title	Name	2021		Current year to March 31	
		Shareholdin g Increase/ Decrease	Pledged Shares Increase/ Decrease	Shareholdin g Increase/ Decrease	Pledged Shares Increase/ Decrease
Chairman	Liu, Young-Way	0	0	0	0
Vice Chairman	Hon Jin International Investment Co., Ltd.	0	0	0	0
	Representative: Jay Lee	0	0	0	0
Director	Gou, Tai-ming (Terry Gou)	400,000,000	0	0	(257,286,000)
Director	Lu, Fang-ming	760,000	2,000,000	0	(1,000,000)
Director	Hon Jin International Investment Co., Ltd.	0	0	0	0
	Representative: Lu, Sung- Ching	0	0	0	0
Director	Fu Chu Technology Co., Ltd.	0	0	0	0
	Representative: Christina Yee-ru Liu	10,000	0	(18,000)	0
Independent Director	James Wang	0	0	0	0
Independent Director	Kuo, Tei-Wei	0	0	0	0
Independent Director	Kung, Kuo-Chuan	0	0	0	0
Department General Manager	Wang, Cheng-Yang	0	0	0	0
Department General Manager	Chiang, Chih-Siung	0	0	0	0
Department General Manager	Lin, Chung-Cheng	0	0	0	0
Department General Manager	Chu, Cheng-Qing	0	0	0	0
Department General Manager	Huang, De-cai	0	0	0	0
Department General Manager	Chou, Zong-kai	(63,680)	0	0	0

### (2) Information on Equity Transfer:

The counterparties of equity transfer are not related parties.

### (3) Information on Equity Pledge:

The counterparties of share pledges are not related parties.

### G. Information on relationships among the top ten shareholders:

Name	Shareholding		Spouse & Minor Shareholding		Shares Held through Other Parties Shares		Related Party (Between Top 10 Shareholders)		Remark
	Number	%	Number	%	Number	%	Name	Relation	
Gou, Tai-ming (Terry Gou)	1,742,198,518	12.57%	0	0.00%	0	0.00%	None	None	-
Citibank Hosting Government of Singapore Investment Account	329,004,385	2.37%	0	0.00%	0	0.00%	None	None	-
Citibank Hosting Hon Hai Precision Industry Co., Ltd. Depository Receipts Account	177,665,783	1.28%	0	0.00%	0	0.00%	None	None	-
New Labor Pension Fund	175,256,934	1.26%	0	0.00%	0	0.00%	None	None	-
JPMorgan Chase Hosting Vanguard Developing Markets Index Fund	165,781,761	1.20%	0	0.00%	0	0.00%	None	None	-
JPMorgan Chase Bank Hosting Vanguard STAR Developed Markets Index Fund	153,359,135	1.11%	0	0.00%	0	0.00%	None	None	-
Citibank Hosting Norges Bank Investment Account	141,782,796	1.02%	0	0.00%	0	0.00%	None	None	-
Standard Chartered Bank Hosting the Fidelity Puritan Trust: Fidelity Low-Priced Stocks Fund	133,000,012	0.96%	0	0.00%	0	0.00%	None	None	-
LGT Bank AG	113,782,190	0.82%	0	0.00%	0	0.00%	None	None	-
SAUDI CENTRAL BANK - State Street Global Advisors as external fund manager	109,789,101	0.79%	0	0.00%	0	0.00%	None	None	-

## H. Combined shareholding percentage

3/31/2022; Unit: 1,000 shares

Reinvestment	Investment by the Company		Direct or indirect control of Directors, Supervisors, or Managers		Combined Investment	
	Shares	%	Shares	%	Shares	%
FOXCONN (FAR EAST) LTD.	8,061,629	100.00%	-	-	8,061,629	100.00%
SHARP CORPORATION	130,000	21.28%	91,555	14.99%	221,555	36.27%
ECMMS PRECISION SINGAPORE PTE. LTD.	343,010	100.00%	-	-	343,010	100.00%
Hyield Venture Capital Co., Ltd.	1,174,960	97.95%	24,540	2.05%	1,199,500	100.00%
Bon Shin International Investments Co., Ltd.	1,163,730	100.00%	-	-	1,163,730	100.00%
MARGINI HOLDINGS LIMITED	275,980	100.00%	-	-	275,980	100.00%
AMBIT INTERNATIONAL LTD.	74,572	100.00%	-	-	74,572	100.00%
FOXCONN HOLDINGS B.V.- NETHERLAND	108,355	100.00%	-	-	108,355	100.00%
FENIX INDUSTRIA DE ELETRONICOS LTDA.	53,334	99.47%	280	0.53%	53,614	100.00%
FOXCONN MOEBGINDUSTRIA DE ELETRONICOS LTDA	24,315	99.99%	3	0.01%	24,318	100.00%
FOXCONN Technology Co., Ltd.	139,726	9.88%	277,195	19.60%	416,921	29.48%
FOXCONN HOLDING LTD.	1,570,511	100.00%	-	-	1,570,511	100.00%
HonYuan International Investments Co., Ltd.	341,679	100.00%	-	-	341,679	100.00%
Hon Chi International Investments Co., Ltd.	300,280	100.00%	-	-	300,280	100.00%
Foxconn Singapore Pte. Ltd.	451,838	39.23%	700,000	60.77%	1,151,838	100.00%
FOXCONN SA B.V.	72,163	100.00%	-	-	72,163	100.00%
Pan-International Electronics	107,776	20.79%	29,620	5.71%	137,396	26.51%
Lin Yih International Investments Co., Ltd.	261,900	100.00%	-	-	261,900	100.00%
SYNTREND CREATIVE PARK CO., LTD.	183,646	74.80%	-	-	183,646	74.80%
Premier Image Technology (H.K.) Limited	1,405	1.63%	84,753	98.32%	86,158	99.95%
ALTUS TECHNOLOGY INC.	65,811	64.59%	36,079	35.41%	101,890	100.00%
Asia Pacific Telecom	1,253,027	29.02%	302,022	7.00%	1,555,049	36.02%
Ennoconn Corporation	504	0.50%	36,250	35.83%	36,754	36.33%
Foxtron Vehicle Technologies Co.,Ltd.	794,400	51.00%	-	-	794,400	51.00%
SOCLE TECHNOLOGY CORP.	21,139	39.78%	32,000	60.22%	53,139	100.00%
Hon Young Semiconductor Corporation	317,000	100.00%	-	-	317,000	100.00%
HONG JIN CHANG HOLDINGS CO., LIMITED	20	100.00%	-	-	20	100.00%

Note: Long-term equity investment of the Company calculated according to the equity method

## IV. Company Shares and Fund Raising

### A. Company Capital and Shares

#### (1) Capital and Shares

4/2/2022; Unit: 1,000 shares

Type	Authorized Capital			
	Issued Outstanding Shares (Listed Stock)	Non-issued Shares	Options, bonds, warrants, other convertible shares	Total
Registered Common Shares	13,862,991	3,637,009	500,000	18,000,000

#### (2) Sources of Capital

Unit: NT\$1,000; 1,000 shares

Year/month	Issue price (NT\$)	Authorized capital stock		Paid-in capital		Source of capital (NT\$1,000)	Remarks	
		Shares	Amount	Shares	Amount		Property other than cash offset by the number of shares	Approval date and document No.
1991/06	10 42	100,000	1,000,000	80,300	803,000	Capital increase 93,000 by earnings Capital increase 90,000 by cash	None	—
1992/07	10	100,000	1,000,000	97,600	976,000	Capital increase 132,850 by earnings Capital increase 40,150 by capital reserve	None	—
1993/08	10	150,000	1,500,000	112,800	1,128,000	Capital increase 103,200 by earnings Capital increase 48,800 by capital reserve	None	—
1994/08	10	150,000	1,500,000	130,300	1,303,000	Capital increase 118,600 by earnings Capital increase 56,400 by capital reserve	None	—
1995/06	10	250,000	2,500,000	187,900	1,879,000	Capital increase 445,700 by earnings Capital increase 130,300 by capital reserve	None	June 19, 1995 (84), TCZ(I) No.36224
1995/10	48	250,000	2,500,000	227,900	2,279,000	Capital increase 400,000 by cash	None	October 09, 1995 (84), TCZ(I) No.52879
1996/10	10	450,000	4,500,000	358,000	3,580,000	Capital increase 1,301,000 by earnings	None	July 9, 1996 (85), TCZ(I) No.41678
1997/09	10	600,000	6,000,000	511,800	5,118,000	Capital increase 1,108,400 by	None	June 30, 1997 (86), TCZ(I)



Year/ month	Issue price (NT\$)	Authorized capital stock		Paid-in capital		Remarks		
		Shares	Amount	Shares	Amount	Source of capital (NT\$1,000)	Property other than cash offset by the number of shares	Approval date and document No.
						earnings Capital increase 429,600 by capital reserve		No.51749
1998/08	10	1,000,000	10,000,000	734,600	7,346,000	Capital increase 1,818,560 by earnings Capital increase 409,440 by capital reserve	None	July 10, 1998 (87), TCZ(I) No.58651
1999/08	10	1,300,000	13,000,000	1,050,000	10,500,000	Capital increase 3,154,000 by earnings	None	June 30, 1999 (88), TCZ(I) No.58593
1999/11	220.75	1,300,000	13,000,000	1,100,000	11,000,000	Capital increase 500,000 by cash	None	August 9, 1999 (88), TCZ(I) No.63098
2000/08	10	2,400,000	24,000,000	1,452,900	14,529,000	Capital increase 3,529,000 by earnings	None	June 22, 2000 (89), TCZ(I) No.54010
2001/08	10	2,400,000	24,000,000	1,768,780	17,687,800	Capital increase 3,158,800 by earnings	None	June 13, 2001 (90), TCZ(I) No.137713
2002/08	10	3,000,000	30,000,000	2,064,897	20,648,970	Capital increase 2,961,170 by earnings	None	June 27, 2002 (91), TCZ(I) No.135225
2003/08	10	3,000,000	30,000,000	2,519,174	25,191,744	Capital increase 4,542,774 by earnings	None	June 12, 2003 (92), TCZ(I) No.20128415
2004/07	10	3,600,000	36,000,000	2,757,198	27,571,989	Capital increase 2,380,244 by merging	None	January 27, 2004 (93), TCZ(I) No.920162759
2004/10	10	4,600,000	46,000,000	3,231,023	32,310,231	Capital increase 4,738,011 by earnings; Converse 231 Euro- convertible bond	None	July 21, 2004, JGZYZ No.0930132689
2005/05	10	4,600,000	46,000,000	3,238,718	32,387,189	Converse 76,957 Euro- convertible bond	None	—
2005/08	10	5,300,000	53,000,000	3,284,525	32,845,251	Converse 458,061 Euro- convertible bond	None	—
2005/09	10	5,300,000	53,000,000	4,003,171	40,031,717	Capital increase 7,186,466 by earnings	None	January 29, 2005, JGZYZ No.0940131076
2005/11	10	5,300,000	53,000,000	4,038,323	40,383,231	Converse 351,514 Euro- convertible bond	None	—
2006/04	10	5,300,000	53,000,000	4,099,953	40,999,534	Converse 616,303 Euro- convertible bond	None	—
2006/09	10	5,700,000	57,000,000	4,989,944	49,899,441	Capital increase 8,899,907 by earnings	None	July 11, 2006, JGZYZ No.0950129699
2007/03	10	5,700,000	57,000,000	5,168,139	51,681,388	Capital increase 1,781,947 by	None	October 19, 2006, JGZYZ

Year/ month	Issue price (NT\$)	Authorized capital stock		Paid-in capital		Remarks		
		Shares	Amount	Shares	Amount	Source of capital (NT\$1,000)	Property other than cash offset by the number of shares	Approval date and document No.
						merging		No.0950147071
2007/09	10	7,000,000	70,000,000	6,290,767	62,907,665	Capital increase 11,226,277 by earnings	None	July 09, 2007, JGZYZ No.0960035148
2008/10	10	8,120,000	81,200,000	7,414,623	74,146,235	Capital increase 11,238,569 by earnings	None	June 30, 2008, JGZYZ No.0970032402
2009/06	10	9,300,000	93,000,000	8,578,932	85,789,319	Capital increase 11,643,084 by earnings	None	April 28, 2009, JGZYZ No.0980017596
2010/09	10	10,820,000	108,200,000	9,661,248	96,612,482	Capital increase 10,823,163 by earnings	None	July 01, 2010, JGZYZ No.0990034120
2011/08	10	12,230,000	122,300,000	10,689,097	106,890,967	Capital increase 10,278,485 by earnings	None	June 20, 2011, JGZYZ No.1000028108
2012/09	10	12,230,000	122,230,000	11,835,867	118,358,665	Capital increase 11,467,698 by earnings	None	July 5, 2012 JGZYZ No.1010029788
2013/10	10	18,000,000	180,000,000	13,128,707	131,287,068	Capital increase 12,928,403 by earnings	None	July 29, 2013 JGZYZ No.1020029486
2014/10	10	18,000,000	180,000,000	14,793,407	147,934,069	Capital increase 16,647,001 by earnings	None	July 17, 2014 JGZYZ No.1030027390
2015/06	10	18,000,000	180,000,000	15,148,407	151,484,069	Issuance 3,550,000of new shares that restrict employees' rights	None	June 13, 2014 JGZYZ No.1030022403
2015/10	10	18,000,000	180,000,000	15,993,288	159,932,881	Capital increase 8,448,8143 by earnings	None	July 24, 2015 JGZYZ No.1040028126
2015/12	10	18,000,000	180,000,000	15,638,288	156,382,881	Cancellation of 3,550,000 new shares that restrict employees' rights	None	—
2016/12	10	18,000,000	180,000,000	17,328,738	173,287,382	Capital increase 16,904,500 by earnings	None	Effective July 27, 2016
2018/09	10	18,000,000	180,000,000	13,862,991	138,629,906	Capital decrease -34,657,477	None	August 8, 2018 JGZYZ No.1070327353

**(3) Information on Shelf Registration System:**

None

**(4) Shareholder Structure**

4/2/2022

<b>Shareholding Structure</b>	<b>Governments</b>	<b>Financial Institutions</b>	<b>Other Institutions</b>	<b>Foreign Institutions &amp; Individuals</b>	<b>Individuals</b>	<b>Total</b>
<b>Quantity</b>						
Members	7	137	1,554	2,692	827,865	832,255
Total Shares Held	396,692,081	745,007,837	457,964,732	6,224,819,069	6,038,506,890	13,862,990,609
Shareholding (%)	2.86%	5.37%	3.30%	44.90%	43.57%	100.00%

**(5) Distribution of Shares**

**(a) Distribution of Common Shares**

4/2/2022

<b>Shares</b>	<b>No. of Shareholders</b>	<b>Total Shares Held</b>	<b>Shareholdings (%)</b>
1 to 999	214,291	70,287,217	0.51%
1,000 to 5,000	461,331	990,208,985	7.14%
5,001 to 10,000	81,118	604,056,549	4.36%
10,001 to 15,000	27,492	339,970,962	2.45%
15,001 to 20,000	14,533	259,242,493	1.87%
20,001 to 30,000	13,009	321,377,885	2.32%
30,001 to 40,000	5,994	210,084,613	1.52%
40,001 to 50,000	3,479	158,095,054	1.14%
50,001 to 100,000	6,080	422,676,848	3.05%
100,001 to 200,000	2,476	335,875,551	2.42%
200,001 to 400,000	1,055	290,518,010	2.10%
400,001 to 600,000	336	163,264,249	1.18%
600,001 to 800,000	177	123,173,753	0.88%
800,001 to 1,000,000	95	85,940,837	0.62%
Above 1,000,001	789	9,488,217,603	68.44%
<b>Total</b>	<b>832,255</b>	<b>13,862,990,609</b>	<b>100.00%</b>

**(b) Diversification of Preferred Stocks**

The Company does not issue preferred stocks.

**(6) List of Major Shareholders**

4/2/2022

Name of Major Shareholder	Shares	Shares Held	Shareholdings (%)
Gou, Tai-ming (Terry Gou)		1,742,198,518	12.57%
Citibank Hosting Government of Singapore Investment Account		329,004,385	2.37%
Citibank Hosting Hon Hai Precision Industry Co., Ltd. Depository Receipts Account		177,665,783	1.28%
New Labor Pension Fund		175,256,934	1.26%
JPMorgan Chase Hosting Vanguard Developing Markets Index Fund		165,781,761	1.20%
JPMorgan Chase Bank Hosting Vanguard STAR Developed Markets Index Fund		153,359,135	1.11%
Citibank Hosting Norges Bank Investment Account		141,782,796	1.02%
Standard Chartered Bank Hosting the Fidelity Puritan Trust: Fidelity Low-Priced Stocks Fund		133,000,012	0.96%
LGT Bank AG		113,782,190	0.82%
SAUDI CENTRAL BANK - State Street Global Advisors as external fund manager		109,789,101	0.79%

**(7) Information on Market Price, Book Value, Earnings Per Share and Dividends**

Item	Year		2020	2021	Current year to March 31, 2022
	Market Price Per Share	Highest		93.40	134.50
	Lowest		65.70	93.30	100.00
	Average		80.17	111.35	104.58
Equity Per Share	Before Distribution		93.58	99.58	-
	After Distribution		-	-	-
Earnings Per Share	Weighted average shares (1,000 shares)		13,861,508	13,861,508	13,861,508
	Earnings per share (NT\$)		7.34	10.05	-
Dividends Per Share	Cash dividend		4	5.2	-
	Stock Dividends	Stock Dividends Appropriated from Retained Earnings	-	-	-
		Stock Dividends Appropriated from Capital Reserve	-	-	-
	Accumulated Unappropriated Dividends		-	-	-
Investment Return Analyses	P/E ratio		10.92	11.08	-
	Price-dividend ratio		20.04	21.41	-
	Cash dividend yield		4.99%	4.67%	-

**(8) Dividend Policy and Execution Status****(a) Dividend Policy**

The Company is in a growth stage. Therefore, the Company's dividend distribution policy is subject to the Company's current and future investment environment, capital

requirements, domestic and foreign competition, capital budgets and other factors, taking into account the interests of shareholders and long-term financial planning considerations, stock dividends on the accumulated allocable earnings should not be less than 15% of the accumulated allocable earnings and cash dividends of not less than 10%.

**(b) Distribution of Stock Dividends at this Shareholders' Meeting:**

According to the Article 28-1 of the Company's Article of Incorporation, the distributable dividends and bonuses, legal or capital reserve, in whole or in part may be paid in cash after a resolution has been adopted by a majority vote at a meeting of the board of directors attended by two-thirds of the total number of directors.

As adopted by Board Meeting on March 23, 2022, the Company plans to distribute dividends of NT\$72,087,551,167 to shareholders from the distributable surplus of 2021, and to distribute the cash dividend of NT\$5.2 per share. The Board of Directors will authorize the Chairman to determine the ex-dividend date, issuance date and other relevant matters.

**(9) Impact of Planned Issuance of Bonus Shares on the Company's Business Performance and Earnings Per Share:**

Not Applicable

**(10) Remuneration to Employees, Directors, and Supervisors**

**(a) Information on Remuneration to Employees, Directors, and Supervisors, as Set Forth in the Company's Articles of Incorporation**

According the Articles of Incorporation adopted by the Board, 5-7% of the company profit (Surplus refers to profit before tax deducted appropriated employee compensation) is to set aside for employee remuneration, no Directors' remuneration has been allocated.

**(b) The Estimation Basis of the Remuneration Amount to Employees, Directors, and Supervisors for the Current Period; the Estimation Basis of the Number of Shares of Stock Dividend to Employees; and the Accounting Treatment of the Discrepancy, if any, between the Actual Distributed Amount of Employees' Stock Bonus and Estimated Figure Thereof:**

1. On March 23, 2022, the Board of Directors approved the Company to set aside 5% of earnings as cash dividend for 2021 employees' compensation.
2. Where there is discrepancy between the actually distributed and the estimated amount, it shall be treated in accordance with the estimated.

**(c) Information on the Amount of Compensation for Distribution Approved by the Board of Directors are as follows:**

1. The cash dividend distributed to employee shall be NT\$8,122,669,781.
2. In the case of any differences between the actual distributed and recognized number, please state the difference, reasons and response:

The Company's actually distributed number does not differ from the recognized one.

**(d) Information on the Amount of Compensation for Distribution and the Calculation of Earnings Per Share as Approved by the Board of Directors are as follows:**

1. Actual Distribution

Unit: NT\$

Employee dividends			Remuneration to Directors and Supervisors
Employee Stock Dividends: Amount	Employee Stock Dividends: Number of Shares	Employee Cash Dividends	
0	0	6,001,329,021	0

2. In the case of any differences between the actual distributed and recognized number, please state the difference, reasons and response:

The Company's actually distributed number does not differ from the recognized one.

**(11) Share Repurchases:**

None

## B. Section on Corporate Bonds

### (1) Corporate Bonds

Units: NTD Million

Corporate Bond Type	The 1 <sup>st</sup> Tranche of Unsecured Annual Ordinary Corporate Bonds, 2014	The 2 <sup>nd</sup> Tranche of Unsecured Annual Ordinary Corporate Bonds, 2014	The 3 <sup>rd</sup> Tranche of Unsecured Annual Ordinary Corporate Bonds, 2014
	Coupon D	Coupon D	Coupon B
Issuing (handling) date	2014/03/18	2014/05/21	2014/07/08
Total amount	2,500	4,200	6,000
Interest rate	2.00%	1.95%	1.95%
Term	10 years	10years	10years
Expiry Date	2024/03/18	2024/05/21	2014/07/08
Outstanding principal	2,500	4,200	6,000
Name of credit rating agency / Rating date / Rating of corporate bonds	None		
Denomination	NT\$1,000,000		
Issuing and transaction location	GreTai Securities Market (OTC)		
Issue price	Issue by denomination		
Consignee	Bank SinoPac Company Limited		
Repayment method	Repayment in lump sum upon maturity		

Note: The above corporate bond does not have the following: 1.Guarantor, 2.Underwriter, 3.Legal Counsel, 4.Auditor, 5. Redemption or Early Repayment Clause, 6. Covenants, 7. Other Rights of Bondholders (including A. Amount of Converted or Exchanged Common Shares, ADRs or Other Securities, B. Conversion Right), 8. Dilution Effect and Other Adverse Effects on Existing Shareholders, 9. Custodian.

Units: NTD Million

Corporate Bond Type	The 4th Tranche of Unsecured Annual Ordinary Corporate Bonds, 2014		The 1 <sup>st</sup> Tranche of Unsecured Annual Ordinary Corporate Bonds, 2015	The 2nd Tranche of Unsecured Annual Ordinary Corporate Bonds, 2015	
	Coupon D	Coupon E	Coupon E	Coupon F	Coupon G
Issuing (handling) date	2014/10/08	2014/10/08	2015/01/14	2015/06/24	2015/06/24
Total amount	2,200	200	1,000	2,300	500
Interest rate	2.02%	2.15%	1.75%	1.70%	1.90%
Term	10 years	12 years	7 years	7 years	10 years
Expiry Date	2024/10/08	2026/10/08	2022/01/14	2022/06/24	2025/06/24
Outstanding principal	2,200	200	1,000	2,300	500
Denomination	NT\$1,000,000				
Issuing and transaction location	GreTai Securities Market (OTC)				
Issue price	Issue by denomination				
Consignee	Bank SinoPac Company Limited				
Repayment method	Repayment in lump sum upon maturity				
Custodian / Underwriting institution	None				
Legal Counsel / Auditor	None				
Redemption or Early Repayment Clause	None				
Covenants	None				
Name of credit rating agency / Rating date / Rating of corporate bonds	None				
Other Rights of Bondholders	Amount of Converted or Exchanged Common Shares, ADRs or Other Securities	Not applicable			
	None				
Dilution Effect and Other Adverse Effects on Existing Shareholders	None				
Custodian	None				



Corporate Bond Type	The 3 <sup>rd</sup> Tranche of Unsecured Annual Ordinary Corporate Bonds, 2015		The 4 <sup>th</sup> Tranche of Unsecured Annual Ordinary Corporate Bonds, 2015		
	Coupon G	Coupon H	Coupon F	Coupon G	Coupon H
Issuing (handling) date	2015/09/29	2015/09/29	2015/11/30	2015/11/30	2015/11/30
Total amount	1,000	300	1,400	100	200
Interest rate	1.45%	2.00%	1.40%	1.75%	1.95%
Term	7 years	12 years	7 years	10 years	12 years
Expiry Date	2022/09/29	2027/09/29	2022/11/30	2025/11/30	2027/11/30
Outstanding principal	1,000	300	1,400	100	200
Denomination	NT\$1,000,000				
Issuing and transaction location	GreTai Securities Market (OTC)				
Issue price	Issue by denomination				
Consignee	Bank SinoPac Company Limited				
Repayment method	Repayment in lump sum upon maturity				
Custodian / Underwriting institution	None				
Legal Counsel / Auditor	None				
Redemption or Early Repayment Clause	None				
Covenants	None				
Name of credit rating agency / Rating date / Rating of corporate bonds	None				
Other Rights of Bondholders	Amount of Converted or Exchanged Common Shares, ADRs or Other Securities	Not applicable			
	Conversion Right	None			
Dilution Effect and Other Adverse Effects on Existing Shareholders	None				
Custodian	None				

Units: NTD Million

Corporate Bond Type	The 1 <sup>st</sup> Tranche of Unsecured Annual Ordinary Corporate Bonds, 2016			The 2 <sup>nd</sup> Tranche of Unsecured Annual Ordinary Corporate Bonds, 2016	
	Coupon E	Coupon F	Coupon G	Coupon E	Coupon F
Issuing (handling) date	2016/06/07	2016/06/07	2016/06/07	2016/08/08	2016/08/08
Total amount	1,300	1,800	1,800	1,700	2,900
Interest rate	0.88%	0.95%	1.20%	0.83%	0.90%
Term	6 years	7 years	10 years	6 years	7 years
Expiry Date	2022/06/07	2023/06/07	2026/06/07	2022/08/08	2023/08/08
Outstanding principal	1,300	1,800	1,800	1,700	2,900
Denomination	NT\$1,000,000				
Issuing and transaction location	GreTai Securities Market (OTC)				
Issue price	Issue by denomination				
Consignee	Bank SinoPac Company Limited				
Repayment method	Repayment in lump sum upon maturity				
Custodian / Underwriting institution	None				
Legal Counsel / Auditor	None				
Redemption or Early Repayment Clause	None				
Covenants	None				
Name of credit rating agency / Rating date / Rating of corporate bonds	None				
Other Rights of Bondholders	Amount of Converted or Exchanged Common Shares, ADRs or Other Securities	Not applicable			
	None				
Dilution Effect and Other Adverse Effects on Existing Shareholders	None				
Custodian	None				

Corporate Bond Type	The 1 <sup>st</sup> Tranche of Unsecured Annual Ordinary Corporate Bonds, 2017			The 2 <sup>nd</sup> Tranche of Unsecured Annual Ordinary Corporate Bonds, 2017			
	Coupon C	Coupon D	Coupon E	Coupon D	Coupon E	Coupon F	Coupon G
Issuing (handling) date	2017/05/17	2017/05/17	2017/05/17	2017/08/08	2017/08/08	2017/08/08	2017/08/08
Total amount	4,000	900	400	3,100	200	2,000	700
Interest rate	1.12%	1.36%	1.53%	1.04%	1.18%	1.30%	1.52%
Term	5 years	7 years	10 years	5 years	6 years	7 years	10 years
Expiry Date	2022/05/17	2024/05/17	2027/05/17	2022/08/08	2023/08/08	2024/08/08	2027/08/08
Outstanding principal	4,000	900	400	3,100	200	2,000	700
Denomination	NT\$1,000,000						
Issuing and transaction location	GreTai Securities Market (OTC)						
Issue price	Issue by denomination						
Consignee	Bank SinoPac Company Limited						
Repayment method	Repayment in lump sum upon maturity						
Custodian / Underwriting institution	None						
Legal Counsel / Auditor	None						
Redemption or Early Repayment Clause	None						
Covenants	None						
Name of credit rating agency / Rating date / Rating of corporate bonds	None						
Other Rights of Bondholders	Amount of Converted or Exchanged Common Shares, ADRs or Other Securities	Not applicable					
	None						
Dilution Effect and Other Adverse Effects on Existing Shareholders	None						
Custodian	None						

Corporate Bond Type	The 3 <sup>rd</sup> Tranche of Unsecured Annual Ordinary Corporate Bonds, 2017			The 1 <sup>st</sup> Tranche of Unsecured Annual Ordinary Corporate Bonds, 2018			
	Coupon B	Coupon C	Coupon D	Coupon B	Coupon C	Coupon D	Coupon E
Issuing (handling) date	2017/11/16	2017/11/16	2017/11/16	2018/05/09	2018/05/09	2018/05/09	2018/05/09
Total amount	2,950	1,950	1,000	3,100	200	3,200	1,500
Interest rate	1.00%	1.18%	1.4%	0.89%	0.96%	1.05%	1.35%
Term	5 years	7 years	10 years	5 years	6 years	7 years	10 years
Expiry Date	2022/11/16	2024/11/16	2027/11/16	2023/05/09	2024/05/09	2025/05/09	2028/05/09
Outstanding principal	2,950	1,950	1,000	3,100	200	3,200	1,500
Denomination	NT\$1,000,000						
Issuing and transaction location	GreTai Securities Market (OTC)						
Issue price	Issue by denomination						
Consignee	Bank SinoPac Company Limited						
Repayment method	Repayment in lump sum upon maturity						
Custodian / Underwriting institution	None						
Legal Counsel / Auditor	None						
Redemption or Early Repayment Clause	None						
Covenants	None						
Name of credit rating agency / Rating date / Rating of corporatebonds	None						
Other Rights of Bondholders	Amount of Converted or Exchanged CommonShares, ADRs or Other Securities	Not applicable					
	None	None					
Dilution Effect and Other Adverse Effects on Existing Shareholders	None						
Custodian	None						

Units: NTD Million

Corporate Bond Type	The 2 <sup>nd</sup> Tranche of Unsecured Annual Ordinary Corporate Bonds, 2018					The 1 <sup>st</sup> Tranche of Unsecured Annual Ordinary Corporate Bonds, 2019				
	Coupon B	Coupon C	Coupon D	Coupon E	Coupon F	Coupon A	Coupon B	Coupon C	Coupon D	Coupon E
Issuing (handling) date	2018/07/27	2018/07/27	2018/07/27	2018/07/27	2018/07/27	2019/10/22	2019/10/22	2019/10/22	2019/10/22	2019/10/22
Total amount	200	3,900	500	2,300	1,400	100	1,900	500	2,500	950
Interest rate	0.80%	0.87%	0.92%	1.00%	1.30%	0.68%	0.80%	0.86%	0.90%	1.10%
Term	4 years	5 years	6 years	7 years	10 years	3 years	5 years	6 years	7 years	10 years
Expiry Date	2022/07/27	2023/07/27	2024/07/27	2025/07/27	2028/07/27	2022/10/22	2024/10/22	2025/10/22	2026/10/22	2029/10/22
Outstanding principal	200	3,900	500	2,300	1,400	100	1,900	500	2,500	950
Denomination	NT\$1,000,000									
Issuing and transaction location	GreTai Securities Market (OTC)									
Issue price	Issue by denomination									
Consignee	Bank SinoPac Company Limited									
Repayment method	Repayment in lump sum upon maturity									
Custodian / Underwriting institution	None									
Legal Counsel / Auditor	None									
Redemption or Early Repayment Clause	None									
Covenants	None									
Name of credit rating agency / Rating date / Rating of corporate bonds	None									
Other Rights of Bondholders	Amount of Converted or Exchanged Common Shares, ADRs or Other Securities	Not applicable								
	Conversion Right	None								
Dilution Effect and Other Adverse Effects on Existing Shareholders	None									
Custodian	None									

Units: NTD Million

Corporate Bond Type	The 2 <sup>nd</sup> Tranche of Unsecured Annual Ordinary Corporate Bonds, 2019				The 1 <sup>st</sup> Tranche of Unsecured Annual Ordinary Corporate Bonds, 2020		
	Coupon A	Coupon B	Coupon C	Coupon D	Coupon A	Coupon B	Coupon C
Issuing (handling) date	2020/01/09	2020/01/09	2020/01/09	2020/01/09	2020/05/14	2020/05/14	2020/05/14
Total amount	1,700	500	2,350	1,650	1,900	4,100	600
Interest rate	0.73%	0.80%	0.87%	0.92%	0.80%	0.90%	1.00%
Term	5 years	6 years	7 years	10 years	5 years	7 years	10 years
Expiry Date	2025/01/09	2026/01/09	2027/01/09	2030/01/09	2025/05/14	2027/05/14	2030/05/14
Outstanding principal	1,700	500	2,350	1,650	1,900	4,100	600
Denomination	NT\$1,000,000						
Issuing and transaction location	GreTai Securities Market (OTC)						
Issue price	Issue by denomination						
Consignee	Bank SinoPac Company Limited						
Repayment method	Repayment in lump sum upon maturity						
Custodian / Underwriting institution	None						
Legal Counsel / Auditor	None						
Redemption or Early Repayment Clause	None						
Covenants	None						
Name of credit rating agency / Rating date / Rating of corporate bonds	None						
Other Rights of Bondholders	Amount of Converted or Exchanged Common Shares, ADRs or Other Securities	Not applicable					
	Conversion Right	None					
Dilution Effect and Other Adverse Effects on Existing Shareholders	None						
Custodian	None						

Units: NTD Million

Corporate Bond Type	The 2 <sup>nd</sup> Tranche of Unsecured Annual Ordinary Corporate Bonds, 2020				The 3 <sup>rd</sup> Tranche of Unsecured Annual Ordinary Corporate Bonds, 2020			
	Coupon A	Coupon B	Coupon C	Coupon D	Coupon A	Coupon B	Coupon C	Coupon D
Issuing (handling) date	2020/09/09	2020/09/09	2020/09/09	2020/09/09	2020/12/28	2020/12/28	2020/12/28	2020/12/28
Total amount	2,850	3,700	1,400	300	1,800	6,600	3,400	200
Interest rate	0.69%	0.79%	0.90%	1.00%	0.53%	0.63%	0.68%	0.90%
Term	5 years	7 years	10 years	12 years	5 years	7 years	10 years	15 years
Expiry Date	2025/09/09	2027/09/09	2030/09/09	2032/09/09	2025/12/28	2027/12/28	2030/12/28	2035/12/28
Outstanding principal	2,850	3,700	1,400	300	1,800	6,600	3,400	200
Denomination	NT\$1,000,000							
Issuing and transaction location	GreTai Securities Market (OTC)							
Issue price	Issue by denomination							
Consignee	Bank SinoPac Company Limited							
Repayment method	Repayment in lump sum upon maturity							
Custodian / Underwriting institution	None							
Legal Counsel / Auditor	None							
Redemption or Early Repayment Clause	None							
Covenants	None							
Name of credit rating agency / Rating date / Rating of corporate bonds	None							
Other Rights of Bondholders	Amount of Converted or Exchanged Common Shares, ADRs or Other Securities							
	Conversion Right							
Dilution Effect and Other Adverse Effects on Existing Shareholders	None							
Custodian	None							

Corporate Bond Type	The 1 <sup>st</sup> Tranche of Unsecured Annual Ordinary Corporate Bonds, 2021					The 2 <sup>nd</sup> Tranche of Unsecured Annual Ordinary Corporate Bonds, 2021			
	Coupon A	Coupon B	Coupon C	Coupon D	Coupon E	Coupon A	Coupon B	Coupon C	Coupon D
Issuing (handling) date	2021/05/14	2021/05/14	2021/05/14	2021/05/14	2021/05/14	2021/09/30	2021/09/30	2021/09/30	2021/09/30
Total amount	1,300	2,100	5,700	2,200	700	2,550	10,300	2,400	200
Interest rate	0.48%	0.54%	0.63%	0.73%	0.95%	0.51%	0.62%	0.70%	0.84%
Term	3 years	5 years	7 years	10 years	15 years	5 years	7 years	10 years	15 years
Expiry Date	2024/05/14	2026/05/14	2028/05/14	2031/05/14	2036/05/14	2026/09/30	2028/09/30	2031/09/30	2036/09/30
Outstanding principal	1,300	2,100	5,700	2,200	700	2,550	10,300	2,400	200
Denomination	NT\$1,000,000								
Issuing and transaction location	GreTai Securities Market (OTC)								
Issue price	Issue by denomination								
Consignee	Bank SinoPac Company Limited								
Repayment method	Repayment in lump sum upon maturity								
Custodian / Underwriting institution	None								
Legal Counsel / Auditor	None								
Redemption or Early Repayment Clause	None								
Covenants	None								
Name of credit rating agency / Rating date / Rating of corporate bonds	None								
Other Rights of Bondholders	Amount of Converted or Exchanged Common Shares, ADRs or Other Securities	Not applicable							
	None	None							
Dilution Effect and Other Adverse Effects on Existing Shareholders	None								
Custodian	None								



Corporate Bond Type	The 3 <sup>rd</sup> Tranche of Unsecured Annual Ordinary Corporate Bonds, 2021			
	Coupon A	Coupon B	Coupon C	Coupon D
Issuing (handling) date	2021/12/08	2021/12/08	2021/12/08	2021/12/08
Total amount	1,000	5,500	4,000	1,650
Interest rate	0.55%	0.63%	0.72%	0.82%
Term	3 years	5 years	7 years	10 years
Expiry Date	2024/12/08	2026/12/08	2028/12/08	2031/12/08
Outstanding principal	1,000	5,500	4,000	1,650
Denomination	NT\$1,000,000			
Issuing and transaction location	GreTai Securities Market (OTC)			
Issue price	Issue by denomination			
Consignee	Bank SinoPac Company Limited			
Repayment method	Repayment in lump sum upon maturity			
Custodian / Underwriting institution	None			
Legal Counsel / Auditor	None			
Redemption or Early Repayment Clause	None			
Covenants	None			
Name of credit rating agency / Rating date / Rating of corporate bonds	None			
Other Rights of Bondholders	Amount of Converted or Exchanged Common Shares, ADRs or Other Securities	Not applicable		
	None	None		
Dilution Effect and Other Adverse Effects on Existing Shareholders	None			
Custodian	None			

<b>Corporate Bond Type</b>	<b>The 1<sup>st</sup> tranche of Oversea Unsecured Convertible Corporate Bonds, 2017</b>	<b>The 1<sup>st</sup> tranche of Oversea Unsecured Convertible Corporate Bonds, 2021</b>
Issuing (handling) date	2017/11/06	2021/08/05
Total amount	USD 500,000,000	USD 700,000,000
Interest rate	Coupon rate: 0%	Coupon rate: 0%
Term	5 years	5 years
Expiry Date	2022/11/06	2026/08/05
Outstanding principal	USD 439,800,000	USD 700,000,000
Denomination	USD 200,000 or its integer multiple	USD 200,000 or if it exceeds USD 200,000, an integer multiple of USD 100,000
Issuing and transaction location	Singapore Exchange Limited (SGX)	Singapore Exchange Limited (SGX)
Issue price	100% of par value	100% of par value
Consignee	Citigroup International Limited	Citigroup International Limited
Repayment method	The issuing company has direct and unconditional payment obligations for the corporate bonds. Unless the corporate bonds have been redeemed, repurchased and cancelled, or the bondholders exercise the right to convert, the corporate bonds will be redeemed by the issuing company at the face value plus the annual interest rate of 0% on the maturity date. The redemption amount at maturity will be converted into TWD at a fixed exchange rate, and the amount of the TWD will be repaid in USD at the prevailing exchange rate.	The issuing company has direct, unconditional, non-sequential and unsecured payment obligations for its corporate bonds. Unless the corporate bonds have been redeemed, repurchased and cancelled, or the bondholders have exercised the right to convert, the corporate bonds will be paid by the issuing company based on the face value plus an annual interest rate of -0.41% on the maturity date (calculated on a semi-annual basis). interest once) redemption. The redemption amount at maturity will be converted into TWD at a fixed exchange rate, and the TWD amount will be converted into USD at the current exchange rate (refer to the fixing exchange rate displayed by Taipei Forex Inc. at 11:00 a.m.).
Bond Guarantor	None	None
Underwriter	Foreign underwriter(s) in charge: Citigroup Global Markets Limited, Merrill Lynch Far East Limited, The Hongkong and Shanghai Banking Corporation Limited Domestic underwriter in charge: Grant Fortune Securities	Foreign underwriter(s) in charge: Citigroup Global Markets Limited, Goldman Sachs International, The Hongkong and Shanghai Banking Corporation Limited Domestic underwriter in charge: Grant Fortune Securities
Certified Lawyer	Not applicable	Not applicable
CPA	Not applicable	Not applicable
Redemption or Early Repayment Clause	An issuing company may redeem its corporate bonds in advance under the following circumstances:  (1) After three years of issuance, if the closing price of the ordinary shares of the issuing company on the Taiwan Stock Exchange (converted into US dollars at the current exchange rate) for 20 consecutive trading days (in the case of ex-rights or ex-dividends, in the case of ex-right	An issuing company may redeem its corporate bonds in advance under the following circumstances:  (1) After three years of issuance, if the closing price of the ordinary shares of the issuing company on the Taiwan Stock Exchange is for 20 consecutive trading days (in the case of ex-rights or ex-dividends, the period from the ex-right or ex-dividend trading day to the ex-right or ex-

Corporate Bond Type	The 1 <sup>st</sup> tranche of Oversea Unsecured Convertible Corporate Bonds, 2017	The 1 <sup>st</sup> tranche of Oversea Unsecured Convertible Corporate Bonds, 2021
	<p>or ex-dividend transactions From the ex-rights date to the ex-rights or ex-dividend base day, the closing price used shall be calculated as the price before ex-rights or ex-dividends) when it reaches 130.00% of the conversion price, the issuing company can add the face value to the annual interest rate of 0% (hereinafter referred to as " Early redemption amount") to redeem the corporate bonds in whole or in part;</p> <p>(2) When more than 90% of the corporate bonds have been redeemed, repurchased and cancelled, or the bondholders have exercised the right to convert, the issuing company may redeem all but not part of the corporate bonds at the early redemption amount. back; and</p> <p>(3) When the tax laws of the Republic of China are changed, resulting in an increase in the tax burden of the issuing company due to its corporate bonds after the issuance date, or additional interest expenses or increased costs must be paid, the issuing company may redeem the amount in advance and use all of its corporate bonds instead of Partial redemption. Holders of corporate bonds may choose not to have their holdings of the corporate bonds redeemed by the issuing company in advance, but the holders of corporate bonds who choose to do so will not be entitled to any additional amount or additional tax compensation.</p> <p>The amount of early redemption will be converted into New Taiwan dollars at a fixed exchange rate, and the amount of TWD will be converted into USD at the current exchange rate for repayment.</p>	<p>dividend base day During the period, the closing price used shall be calculated as the price before ex-rights or ex-dividend) and reaches 130% of the total amount obtained by multiplying the early redemption price (as defined below) by the current conversion price and dividing by the face value of the corporate bonds. The company can redeem all or part of its corporate bonds at the early redemption price;</p> <p>(2) When more than 90% of the corporate bonds have been redeemed, repurchased and cancelled, or the bondholders have exercised the right to convert, the issuing company may sell the corporate bonds at the early redemption price (as defined below). redemption in whole but not in part; and</p> <p>(3) When the tax laws and regulations of the Republic of China are changed, resulting in an increase in the tax burden of the issuer due to the corporate bonds after the issue date or additional interest expenses or increased costs, the issuer may pay the issuer's early redemption price (as defined below). Redemption of corporate bonds in full but not in part. Holders of corporate bonds may choose not to have their holdings of the corporate bonds redeemed by the issuing company in advance, but the holders of corporate bonds who choose to do so will not be entitled to any additional amount or additional tax compensation.</p> <p>The early redemption price is the return rate of -0.41% per annum based on the bond face value of the corporate bonds (interest is calculated every six months) when the relevant event occurs, and the rate is calculated from the date of issue to the day when the relevant event occurs. The amount calculated on the number of days elapsed (based on 360 days per year and 30 days per month). The open early</p>

Corporate Bond Type		The 1 <sup>st</sup> tranche of Oversea Unsecured Convertible Corporate Bonds, 2017	The 1 <sup>st</sup> tranche of Oversea Unsecured Convertible Corporate Bonds, 2021
			redemption price will be converted into TWD at a fixed exchange rate, and the amount of the TWD will be converted into USD at the current exchange rate (refer to the fixing exchange rate displayed by Taipei Forex Inc. at 11:00 a.m.) for repayment.
Covenants		None	None
Name of credit rating agency / Rating date / Rating of corporate bonds		None	None
Other Rights of Bondholders	Amount of Converted or Exchanged Common Shares, ADRs or Other Securities	None	None
	Conversion Right	Please find details in: Market Observation Post System (MOPS) -Investment Section – Corporate Bond.	Please find details in: Market Observation Post System (MOPS) -Investment Section – Corporate Bond.
Dilution Effect and Other Adverse Effects on Existing Shareholders		Should the overseas unsecured convertible corporate bonds issued this time are fully converted this year, the equity dilution ratio will be approximately 0.63%, which will have limited effect on the original shareholder's equity dilution ratio.	Should the overseas unsecured convertible corporate bonds issued this time are fully converted this year, the equity dilution ratio will be about 0.86%, and the effect on the original shareholder's equity dilution ratio is still limited.
Custodian		Not applicable	Not applicable

(2) Convertible Bonds

Unit: NT\$

Convertible Bond Type		2017 Annual Overseas Initial Unsecured Convertible Bonds		2021 Annual Overseas Initial Unsecured Convertible Bonds	
Items	Year	2021	For Year Ending Mar. 31, 2022	2021	For Year Ending Mar. 31, 2022
	Market Value of Convertible Bond (Note 1)	Highest	119.058	110.886	103.517
Lowest		108.204	106.183	98.583	95.445
Average		112.437	108.884	102.322	99.800
Conversion Price		151.583	151.583	163.17	163.17
Issue (Transaction) Date and Conversion Price upon Issue		Issued on Nov. 6, 2017, at NT\$145		Issued on Aug. 5, 2021, at NT\$163.17	
Conversion Method (Note 2)		Issuance of New Shares		Issuance of New Shares	

**(3) Information about Exchangeable Bonds**

None

**(4) Information about Shelf Registration to Issue Corporate Bonds**

None

**(5) Information about Bonds with Attached Warrants**

None

**C. Preferred Shares (with Warrants)**

None

## D. Global Depository Receipts (GDR)

As of March 31, 2022, the global depository receipts issued by the Company totaled 266,202,591 units. (Stock dividends issued increased 247,091,129 units from 2000 to 2016, capital decrease in 2018 reduced 66,550,649 units. In addition, ECB issued 26,296,111 units of GDR in total.)

March 31, 2022

Item	Issue date	October 7, 1999	March 17, 2005
Issuing and transaction location:		Issuing location: Europe, Asia, USA Transaction location: London Stock Exchange	Issuing location: Europe, Asia, USA Transaction location: London Stock Exchange
Total amount:		USD 416,700,000	USD 257,178,618.20
Unit issue price:		USD 13.89	USD 8.7577
Total of issued unit		(1) 25,000,000 units (2) 5,000,000 units 30,000,000 units in total	29,366,000 units
Source of securities represented		(1) Issuance of new shares for cash increase (2) The Company's common shares held by the original shareholders	The Company's common shares held by the original shareholders
Amount of securities represented		60,000,000 common shares	58,732,000 common shares
GDR holders' rights and obligations		1. Right to vote 2. Right to distribute dividend, subscribe new shares and other rights	1. Right to vote 2. Right to distribute dividend, subscribe new shares and other rights
Consignee		None	None
Depository Bank		Citibank N. A	Citibank N. A
Custodian Bank		Citibank N. A, Taipei Branch	Citibank N. A, Taipei Branch
Outstanding balance		88,904,141 units (Securities represented 177,808,305 shares)	
Method to share the expenses incurred during the issuance and duration		Issue cost: amortized by the issuing companies and shareholder participants according to the actual shares issued Expenses incurred in the duration: amortized by the issuing company	
Important conventions about depository and escrow agreement		The depository institute performs the obligations for GDR holders, while the guarantee agency keeps GDR common shares represented.	
Market price per unit (Unit: USD)	Year	2021	For Year Ending March 31, -2022
	Highest	8.9837	8.00
	Lowest	6.7643	6.91
	Average	7.8621	7.356

## E. Subscription of Warrants for Employees

None

## F. Name of Managers Holding Warrants for Employees and Top Ten Employees in terms of Subscription of Warrants, and the Acquisition Status

None

## G. Subscription of New Shares for Employee Restricted Stocks

None

**H. Name of Managers Holding the New Shares for Employee Restricted Stocks and Top Ten Employees in terms of Subscription of the New Share, and the Acquisition Status**

None

**I. Issuance of New Shares due to Acquisition of Shares of Another Company**

**(1) During the latest year and up to the printing date of this Annual Report, the Company has issued new shares due to acquisition of shares of another company:**

**(a) The assessment prepared by lead securities underwriter concerning the issuance of new shares due to acquisition of shares of another company within the past quarter:**

None

**(b) The implementation status of the past quarter. If the progress or benefit of such implementation is not as expected, its impact on shareholders' equity and an improvement plan shall be stated specifically:**

Not Applicable

**(2) The acquisition or issuance of new shares approved by the Board of Directors during the latest year and up to the printing date of this Annual Report:**

None

**J. Implementation of fund usage plan**

The Company doesn't have any uncompleted issuance plan or completed plan with unrealized benefit within the latest three years

## V. Operational Highlights

### A. Business Content

#### (1) Business Scope

##### (a) Major Business

ICT, communications, automation devices, photo-electricity, precise machinery, auto, production, sales and service related with connectors, casings, radiators, optics, assembled parts of consuming electronics as well as assembly of network cables.

In addition to ICT product, the Company continues to expand into 3 new businesses in EV, robotics, and digital health, as well as the 3 core technology fields of AI, semiconductors and new-generation communications.

##### (b) Revenue Mix

98% of the products are 3C electronics (Computer, Communication, Consumer Electronics). The output and sales volume of the recent two years can be found in the table of Production and Sales.

##### (c) Current Product Items

The products manufactured by the Company include:

1. **Smart Consumer Electronic Products (mainly smartphones, TVs, game consoles, etc.):** Personal consumer electronic products, including smart phones, feature phones, wearable devices, etc.; as well as smart home entertainment systems and equipment, including TVs, game consoles, set-top boxes, speakers, etc. Covers a larger portion of traditional categories of 3C, which encompasses Consumer Electronics and parts of Communications.
2. **Cloud and Networking Products (mainly servers, network communications and related products):** Enterprise and consumer network communication equipment, equipment required by cloud storage, including routers, servers, edge computing, data centers, satellite communications and other related equipment.
3. **Computing Products (mainly computers, tablets, etc.):** Lifestyle and work computing equipment, office and workplace computing products, including desktops, notebooks, tablets, office machines, printers, etc. Covers the Computing aspect of the traditional definition of 3C product category.
4. **Components and Others Product (mainly connectors, mechanical parts, services, etc.):** Upstream manufacturing and development of key components, technical components; including connectors, precision optical components, lenses, electronic components, semiconductor products, automotive electronic parts, tool/mold fixtures and mechanical equipment. Additionally, logistics, warehousing, software development, healthcare services, and industrial internet integration solutions also fall into this category.

##### (d) New Products, New Industries, and Technologies Developments

The Company actively transforms, upgrades, and promotes the transition from brawn-intensive industries to brain-intensive strategies of "F1.0, F2.0, and F3.0". In addition to the development lights-out factories and automation, the Company also focuses on our



defined “3+3 categories” including the three industries of electric vehicles, robotics, and digital health; across three applications of AI, semiconductor and next generation communications. Among these, electric vehicles and semiconductors are one of the Company's main growth drivers in the future. In addition, EV and semiconductors is our drivers in the future. We will continue to expand our clients base, components, and software. Also, we will continue to expand our global manufacturing with local partners to allocate the best resources by our innovative business model – BOL Model (Build, Operate and Localize). We will cooperate with different local government and partners, to build up the ecosystem in local countries and also penetrate into the local market.

As for Metaverse industry, we will build up platforms to provide a complete value chain from wearable devices, software, infrastructure, applications, and to services.

## **(2) Industry Overview**

### **(a) The Current Status of the Industry and Future Developments**

#### **Current Status**

In 2021, The world has been continuously affected by the COVID-19 pandemic, and global governments continued to launch fiscal stimulus policies, which made the market full of liquidity. Working from home and learning from home continue to drive the demand of our Computing Products and Cloud and Networking Products. Additionally, consumers allocated more of their expenses on electronic devices. Therefore, among these 3 major Products have significant growth in 2021.

Regarding the electronics industry in the recent years, smartphone accounts for the largest market share in consumer electronic products. According to Canalys research, global smartphone shipments totaled 1.35 billion units in 2021, 7% increase from 1.26 billion units in 2020. This mainly reflects economic and global supply chain disruptions gradually recovering in the post-pandemic era. In the field of Cloud and Networking Products, the remote work and remote learning has become a new norm. Based on DIGITIMES Research, despite global IC and component shortage, server shipment up by 4.6% to 17 million units in 2021, mainly driven by US and China based large data center provider's demand. In the field of Computing Products, demand for tablets and PCs increased significantly in 2021 because of the demand from remote work and education. For tablets, according to International Data Corporation (IDC), shipments in 2021 increased by 3.2% to 168.8 million units. For PCs, according to Gartner's analysis, PC shipments reached 339.8 million units in 2021, an increase of 10%, which is the highest shipment since 2013. In terms of Components and Others Products area, their demand fluctuates depending on the sale of corresponding end products.

The electric vehicle industry continued to grow significantly in 2021, and EV-Volumes showed that the total global sales increased by 108% to 6.5 million units. Compared with flattish sales of gasoline vehicles, the strong performance of electric vehicles shows that under the shortage of ICs and the increasing market preference for electric vehicles, global automakers have chosen to give priority to the production of electric vehicles, and the global penetration rate of electric vehicles has also increased from 4.2% in 2020 to 8.3%. China and Europe are two major electric vehicle markets, where contributed

50% and 35% of global sales in 2021, respectively.

**Future Developments**

Looking forward to 2022, although the market is still suffering for the pandemic and IC shortage in the first half 2022, the shortage situation is expected to improve by the second half of 2022, due to more capacity supply. Based on IEK analysis, global smartphone shipments will increase to 1.42 billion in 2022, up by 5% from 1.35 billion in 2021.

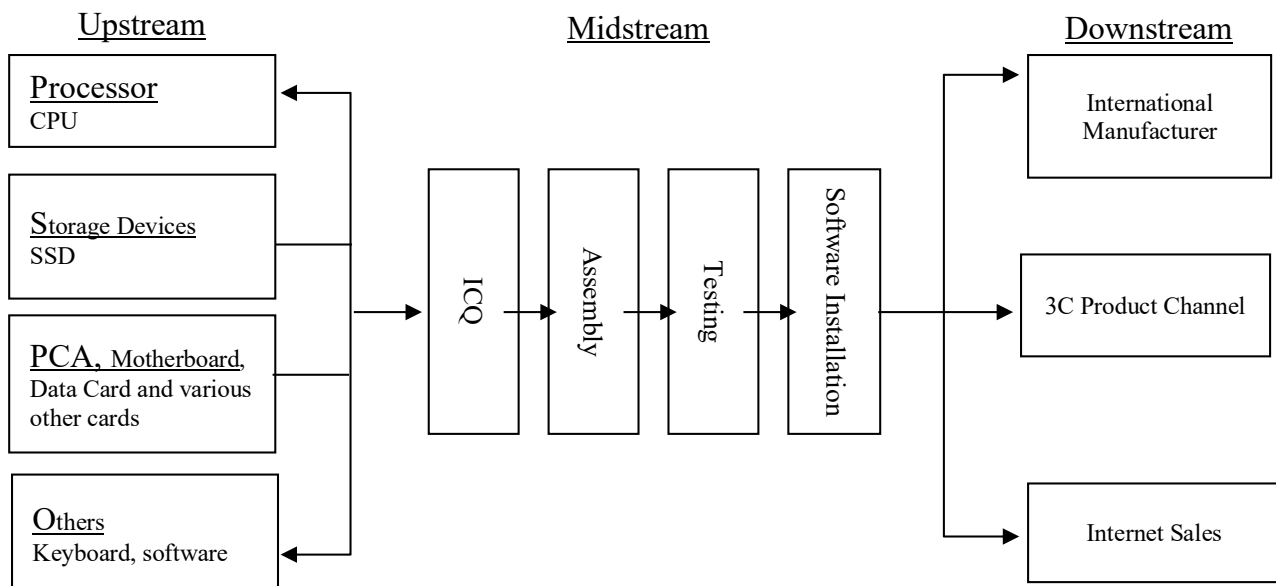
In the field of Cloud and Networking Products, DIGITIMES Research predicts that the global server market will be under supply because of cloud services, work from home, and online services driven by the pandemic. Despite global IC and component shortage, server shipment up by 6.8% in 2022, mainly driven by large data center provider’s demand.

In the field of Computing Products, MIC predicts global NB and PC shipments are expected to be 230 million driven by demand from enterprise. Demand for desktop is expected to recover to 79 million shipment because of returning to office.

As the demand for Smart Consumer Electronics and Server increase, the demand for the relevant component increases as well.

The electric vehicle industry has gradually become the mainstream, because of not only the governments policy support, but also the rising consumers' awareness of the advantages and characteristics of electric vehicles compared with gasoline vehicles. The IDM estimates that the supply of automotive semiconductors will not improve until the second half of 2022. It is expected that automakers will prioritize EV production. The market estimates that the sales of electric vehicles in 2022 will exceed 10 million units, an annual increase of more than 60%. In the long term, electric vehicles will be the largest growing segment of the world's major industries.

**(b) The Industry Value Chain and Relationships**



**(c) Various Product Trends and Competition**

There are four main product categories. In short-term, the company continues to expand the new businesses in EV and semiconductors :

1. Smart Consumer Electronics Products (smartphone, TV and game console)  
With the commercial launch of 5G and the gradual adoption of artificial intelligence (AI) into various technological applications, the consumer electronics industry will enter the era of intelligent networking driven by 5G and AI in the coming decade. In the development of 5G, AI and other related products, the Group has advanced deployment plans, analyzed market demand in advance, and continues to work closely with relevant customers; this combined with the Group's advantages, will enable 5G-related smart consumer products to be deployed timely in the market. Many companies have also seen opportunities and invested in. The company's long-term focus on high-end smart phone products, the accumulated competitive advantages in scale, technology, speed, yield rate, cost, and globalization also allow the company to secure the largest share.
2. Cloud and Networking Products Category (mainly servers and networking products)  
As a result of the gradual formation of HPC, 5G network and edge computing, enterprise users' purchasing needs of servers to ride on the tailwind of private cloud or even hybrid cloud have been driving worldwide server market growth. The Company has been in the server market for a long time and our quality, technology and service have been one of the most recognized. The swiftly increasing need of a regionalized supply chain under a broad globalized framework from major server customers has raised the bar of manufacturers higher and hence we believe that the Company is well positioned to be a leading system provider on that front. The huge scale and joint development of cutting-edge technologies with customers, which have expanded our leading position in Cloud and Networking Products.
3. Computing Products (computers and tablets)  
This is a mature sector and with cross device streaming and cloud services sharing a large part of the performances of personal desktops and notebooks, we expect stable demand for this category. Meanwhile, tablets and smart TVs are now seeing performance pressure and hence a potential upgrade cycle.  
The demand and supply of this market is relatively mature. Producing high end Notebook, tablets, desktops, printer have been one of the Company's strengths. We aspire to capture this growth tide by integrating core competencies across manufacturing and services and our access to global channels. And also complete product lines, global footprint, and production capacity, supply chain make the company to obtain greater opportunities.
4. Components and Others Products (connectors, mechanic parts and services)  
The Group's long-term strategy is to form strategic partnerships to formulate a comprehensive, vertically integrated supply chain, leveraging our core expertise and advantages. We will take component supply as one of the main goals while we develop our new business. These two fields are relatively large-scale industries at this moment. They attract more investment from different countries and enterprises, and there are different competitors in each field.  
The company's key competitiveness lies in its long-term cooperative relationship

with customers, a complete product line, precision manufacturing capabilities, global footprint, and solid operation management. The long-term development strategy is to establish a complete supply chain with our strategic partners, integrate the internal and external resources of the group. This enhance the competitive advantage of vertical integration and further improve our layout in the industry. And it enhance profitability.

5. Electronic Vehicle

The total vehicle market size is around 4 trillion US dollar. Based on the market estimated, by 2025, the global EV market will reach 600 billion US dollar. Under the trend that the vehicles have started to adapt motors, instead of internal combustion engine, the complexity and components has significantly decreased. In addition to the direction of software-defined EV, ICT suppliers will have huge potential.

The Company created the MIH Consotium, an standardized and modularized open platform, with hardware and software integration. By BOL business model, it will help us expand our EV global footprint. On the one hand, it secure our client base and to develop higher-value components and software.

6. Semiconductor

The company purchases chips exceeds 50 billion US dollars every year. In addition to advanced processes, many of them are mature processes. In the past two years, the supply of mature process chips has been tight, which has caused bottlenecks in product production. And it become a room where the company can focus. Moreover, the chips used in electric vehicles in the future can be up to three times higher than the current. Semiconductors account for 30% of the cost of the entire vehicle, of which power IC account for half. It is expected that the cost of SiC will be higher in the future.

Mastering stable supply and differentiated functions ICs means are the key to electric vehicle manufacturing. And it is also one of the ICT clients' values. The company is one of few enterprises with entire semiconductor supply chain from upstream equipment, design, wafer fabs, packaging to testing plants, etc. We secure the capacity by minor share holdings investment, BOL model, joint ventures and acquisition, with asset light approach.

**(3) Technology and R&D**

**(a) Technical and R&D Businesses**

The Company has utilized proprietary management methods for IIDM-SM; Integration; Innovation; Design; Manufacturing to Sales; Marketing, and coupled with Precision Molding; Material Technologies; Sustainable Manufacturing Technology; SMT Manufacturing Technology; Heat Transfer Technology; Plastic Processing; Metal Processing; Testing Capabilities; Automation Capabilities; Photoelectric Consolidation Technologies; Motherboard Design; E-Commerce Capabilities; Server Design; Wireless Communications and Light Display Modules, to achieve core competitive advantage. The Company also strives to provide the best 6C (Computers, Communication, Consumer

electronics, digital Contents, Car parts and modules, Channels) foundry services with our strategic partners globally, and create maximum value for shareholders.

Looking to the future, the Company will remain committed to innovation and R&D; develop cutting-edge prospective applications; commercialize and realize product designs; bring to market the fruits of our research, and continue systemization of management processes, to solidify and maintain the Company's lead in core competencies.

**(b) R&D Expenses for Recent Years**

Unit: NT\$ Thousand			
Item	Year	2020	2021
R&D Expenses		94,110,512	105,068,764
R&D Expenses to Revenue %		1.76%	1.75%

**(c) Successful Technological or Product Developments for Recent Years**

Year	Successfully Developed Technologies or Products
2021	<ol style="list-style-type: none"> <li>1. 1. India specification 32"/43"/50" HD/UHD Android TV</li> <li>2. Pan-Asia specification 43"/50" Ultra HD Android TV</li> <li>3. Stand-Alone smart home health care system</li> <li>4. U.S. specification 70"/75" quantum dot smart networked TV</li> <li>5. 82"~100" laser short-focus integrated audio-visual system</li> <li>6. High-contrast high-end display system (2304 zone backlight)</li> <li>7. Development of GOA 70" 4K T-con board</li> <li>8. B2B RTC Dongle TV/Display auxiliary timer</li> <li>9. 65"~85" mechanical positioning wall mount (90 degree left/right rotation)</li> <li>10. 65" 4K commercial specification antibacterial e-whiteboard product</li> <li>11. 40" 2K fitness magic mirror product development</li> <li>12. 70" 8K commercial display product development</li> <li>13. Test procedure automation development for e-whiteboard product line</li> <li>14. 8K screen splicing control box</li> <li>15. VIP module design: 5M wide-angle camera for tablet application, ToF Module (CMOS) for POS machine application, ToF Module (CCD) for Demo Kit product application</li> <li>16. VIP module engineering: TOF Module Distortion testing system, VR infrared tracking module testing system</li> <li>17. VIP equipment development: mobile phone tri-camera module optical axis calibration assembly machine</li> <li>18. Smart fitness equipment mass production</li> <li>19. Development of Bluetooth communication testing fixture for smart fitness equipment</li> <li>20. Design and development of embedded firmware for BLDC motor control</li> <li>21. Robot model construction and key metrics calibration optimization</li> <li>22. Autonomous mobile robot mileage recording and positioning technology</li> <li>23. Unmanned vehicle jacking structure design, development and stress analysis; combined structure design with AMR, to increase added value of product</li> <li>24. Infineon TriCore microprocessor platform development (TC397)</li> <li>25. Dual-channel PLC design for driving safety monitoring, compliant with ISO 13849</li> <li>26. ISO 26262 functional safety design implementation and verification</li> <li>27. New motor control method (FOC) hardware design and firmware development</li> <li>28. VCU external reversing light, brake light, fan high/low relay control, P/R/N/D gear position light, battery voltage monitoring, brake pressure sensing, acceleration pedal</li> </ol>

Year	Successfully Developed Technologies or Products
	<p>position sensor, temperature sensing circuit design and function development</p> <p>29. Automotive touch-sensitive screen and motor scheme design</p> <p>30. Media player 5.7" HD display development</p> <p>31. Notebook 11.6" 1366*768 HD display development, for entry-level notebook</p> <p>32. 2.8" Medical testing chip development, for PCR testing</p> <p>33. U.S. specification 65"/70"/75" UHD no frame/quantum dot Smart Network TV</p> <p>34. U.S. specification 80" UHD touch-sensitive screen</p> <p>35. India specification 2K 32"/43"and 4K 43"/50"/55"/65" HD/UHD Android TV</p> <p>36. Pan-Asia specification 2K 32"and 4K 43"/50"/55"/65" HD/UHD Android TV</p> <p>37. North America/Canada/Mexico specification 2K 32"and 4K 43"/50"/55"/65" HD/UHD Android TV</p> <p>38. Smart health care system</p> <p>39. Wide color gamut professional display with ultra-high brightness, contrast and large viewing angle</p> <p>40. 55/65 High quality LCM development</p> <p>41. Gcore Sensor 5M modules for flat panel products</p> <p>42. 8M FF/13M AF Camera Module for mobile phone product application</p> <p>43. Stereo Camera for smart speaker product application</p> <p>44. ToF Module(CCD) whole machine for warehouse counting</p> <p>45. Sony Sensor 1.2M vehicle module for vehicle Around View Monitoring system</p> <p>46. Tablet Camera face recognition testing system</p> <p>47. TOF infrared module ROI Alignment testing system</p> <p>48. Automotive ultra-large wide-angle module airtightness detection system</p> <p>49. AR/VR structured light optical axis adjustment packaging technology</p> <p>50. Development of automotive infrared lens LCM-002A (2G4P)</p> <p>51. Video lens module</p> <p>52. Composite DOE diffraction element assembly</p> <p>53. Free-form lens design</p> <p>54. Development of lens storage equipment</p> <p>56. Image quality adjustment and assembly machine for super wide-angle modules for vehicles</p> <p>57. Virtual reality combined with augmented reality AR Glass development and mass production</p> <p>58. Facial expression projection/Wi-Fi/voice control service and interactive robot development</p> <p>59. Robot mobile platform obstacle detection and dynamic obstacle avoidance module development</p> <p>60. The development of the navigation restricted area setting function for AMR's walking route</p> <p>61. Dynamic adjustment of maximum speed and acceleration function development of map partitions</p> <p>62. LIDAR detection data correction and backward obstacle avoidance algorithm closely before and after AMR</p> <p>63. Development of vehicle head direction control function for multi-target navigation route</p> <p>64. The development of lifting and positioning functions of AMR jacking module and the verification of matching with real machine have been completed</p> <p>65. Completed ISO26262 process certification of VCU vehicle controller</p> <p>66. Completed VCU signal level dSPACE HIL construction and testing</p> <p>67. Completed the development of VCU vehicle controller B sample, which can meet the regulatory requirements such as vehicle power load and electromagnetic compatibility</p>

Year	Successfully Developed Technologies or Products
	<p>verification, reaching the real vehicle verification level</p> <p>68. Zonal E/EA regionalized electronic and electrical architecture development</p> <p>69. Completed the development and verification of RGMII 100/1000 base-T1 multi-channel automotive Ethernet</p> <p>70. Completed the development and design of the 17-inch central control rotating screen</p> <p>71. Established the CAE HyperWorks system and completed the first automotive product simulation</p> <p>72. Obtained ISO26262 vehicle functional safety process certificate</p> <p>73. Successfully completed the development of a 10.25" display screen for vehicles</p> <p>74. Research and development for 2.4" biochip</p>
Jan - Mar 2022	<ol style="list-style-type: none"> <li>1. U.S. specification 65"/75" UHD 120 Hz no frame/quantum dot Smart Network TV</li> <li>2. India specification 2K 32"/43"and 4K 43"/50"/55"/65" HD/UHD Android TV</li> <li>3. Pan-Asia specification 2K 32"and 4K 43"/50"/55"/65" HD/UHD Android TV</li> <li>4. North America/Canada/Mexico specification 2K 32"and 4K 55"/65" HD/UHD Android TV</li> <li>5. Smart health care system</li> <li>6. Development of 4K 120 Hz T-CON Board</li> <li>7. U.S. specification 65/70/75 large-scale high-order 120 Hz quantum dot frameless LCM development</li> <li>8. ADI CMOS ToF module</li> <li>9. ADI CMOS ultra-wide angle ToF module</li> <li>10. Sensor 1.2M vehicle module</li> <li>11. OV Sensor 50M AF module</li> <li>12. Laser Module VCSEL performance testing system (VF)</li> <li>13. Laser Module Optical Power &amp; Beam Performance Integrated Detection System</li> <li>14. Laser module work safety home defense system (Sub/DOE loop).</li> <li>15. Design and development of AF Lens(6P+MEMS Lens)</li> <li>16. Design and development of AF Lens(2G4P+MEMS Lens)</li> <li>17. Design and development of ToF Lens(1G4P)</li> <li>18. Design and development of ToF Lens(1G3P)</li> <li>19. Lens and Coating Development of Eyepiece Lens XR</li> <li>20. New turntable optical axis adjustment and assembly machine</li> <li>21. Optimization development and verification of robot mobile platform navigation and walking route</li> <li>22. AMR real machine dynamic obstacle avoidance behavior optimization development and verification</li> <li>23. AMR self-made security module program logic design and development</li> <li>24. Completed hardware development and functional verification of AMR's self-made security module</li> <li>25. Completed the verification of the mechanism of connecting the AMR robot mobile platform to the charging pile</li> <li>26. Completed the VCU vehicle simulation close loop HIL test</li> <li>27. Completed the development of the Vector AUTOSAR platform for the VCU vehicle controller</li> <li>28. Completed ZCU BRING UP and basic function development</li> <li>29. Several design proposals for cockpit Cluster and IVI HM</li> <li>30. Qualcomm platform realizes one-core multi-screen function</li> <li>31. Design a modular hardware architecture, and cooperate with the regional controller ZCU and the regional gateway ZGW for conceptual sample development</li> <li>32. Established E/EA system design and development process based on Vector PREEvision</li> </ol>

Year	Successfully Developed Technologies or Products
	33. Design and development of bench verification environment for EE_Buck vehicle electronic control system 34. EV rotating central control screen passed FMVSS-201 crash test 35. The unmanned truck passes the TUV regulatory test and goes into mass production 36. Development and design of modular shared structure for EEA vehicle 37. Introducing the process of vehicle software process improvement and capability evaluation (ASPICE) coaching activities 38. Successfully completed 1.37" uLED sample backplane design 39. Successfully completed the self-made QD film for reliability testing



#### **(4) Long and Short-term Business Development Plans**

##### **(a) Short-term Business Development Plans**

The Company pursues continued excellence in operational management and cost control, vertical integration, global footprint and provide a “One-Stop Shop” solution for global leading brands. Our commitment is to maintain the high quality of service and related added-value services enable computing, communication, consumer electronics (3C) to enrich lives of the world population. In the future, the company will leverage ICT advantage and integration capability to enter the electric vehicle market. At the same time, in order to serve customers and create product differentiation, we are also enter the semiconductor industry to provide more diversified services and strive for more business opportunities. The Company will continue this pursuit and provide a diverse range of services, capture business opportunities and deepen our relationships with international brands.

In order to respond to the various economic and trade environment to provide customers with more complete services and strengthen the company's competitiveness, the company not only continues to expand investment but also strengthen our technology, production capacity, automation and other capabilities, in order to match ICT and electric vehicles to regional manufacturing trend. We are also deploying in Europe, America and Asia. In the future, the company will continue to establish relevant production bases, design centers and service centers around the world to meet the needs of customers for design, manufacture and global assembly and delivery.

##### **(b) Long-term Business Development Plans**

The Company has formulated transformation and upgrade plans, beginning the long-term transformation from brawn-intensive to brain-intensive. The Company will take this opportunity to upgrade its level of industry, improve profits, and commit to the development of three main areas of electric vehicles, digital health, and robotics; and also emphasize the three main core technologies of AI, semiconductors, and next generation mobile communication technologies. The Company's development and implementation of the “3+3” new industry, technology fields have also are also an advanced deployment of technologies and products for 3-5 years in advance; among them, the Company has initiated the MIH Alliance in the field of electric vehicles, and will cooperate and strive with more than 1,500 member Companies at home and abroad to become the Android platform of the electric vehicle industry.

Last year, the company also established the Hon Hai Research Institute, with the goal of focusing on key technologies in the next three to seven years. After the research and development results are mature, it will be transferred to the business department for commercialization. The heads of the five institutes of the Research Institute have already been in place. In 2021, the first "Ion Trap Laboratory" in Taiwan was established to invest in the development of ion traps to seize the opportunity for the development of quantum computing technology.

## **B. Production and Sales Status**

### **(1) Market Analysis**

#### **(a) Core Products (Services) and Sales (Supply) Areas**

The Company's products are divided into four categories: Consumer Electronic Products (mainly smartphones, TVs, game consoles, etc.); Cloud Network Products (mainly servers, network communications and related products); Computing End-products (mainly computers, tablets, etc.); and Components and other product areas (mainly connectors, mechanical parts, services, etc.). Core sales areas cover three continents: Europe, America and Asia.

#### **(b) Market Share**

According to Bloomberg, the Company ranks first in 2021 Electronics Manufacturing Services (EMS), with market share of approximately 40%.

#### **(c) Future Industry Supply & Demand and Growth**

The Company's 4 main products are primarily used in industries such as communication devices (smartphones, internet-enabled devices), consumer electronics, computers, and related products, the industry developments for the respective product categories are as follows:

##### **1. Consumer Electronic Products (mainly smartphones, TVs, game consoles, etc.);**

Among them, mainly from the perspective of smart phones, the United States and Europe are already mature markets, and the growth of local phone shipments have slowed. The growth momentum of the smart phone market in the future will come from emerging regions, such as China. China has further increased the number of 5G smart phone users following the increase in 5G coverage. Chinese smart phone brands have gradually matured, and their market share has gradually increased.

In addition, India is also a fast-growing region. As the local smartphone adoption rate is still low; as local telecom companies continue to increase network coverage outside of Tier 1 and Tier 2 cities, the region will attract major smartphone manufacturers to actively invest. It is one of the main driving forces provide growth for global smartphone shipments in the future.

Even with the many years of smartphone hardware developments behind us, the high-end products are still continuing to differentiate and innovate. Leading brands vie to increase added value for smartphones and attract additional income. Smart accessories have become a lynchpin for many brands, accessories such as bracelets, watches and external lenses. With the increasing demand for outsourcing of global smartphone brands; the gradual reduction in the smartphone form factor; increase of functionality, the internal components are more intricate than ever. Therefore,

manufacturers with a proper vertical integration and manufacturing capacity can be paramount to helping clients reduce cost, increase competitiveness, with many more opportunities in the future.

2. Cloud Network Products (mainly servers, network communications and related products)

(1) Servers/storage devices

With the advent of cloud computing, an abundance of corporate information has shifted away from the confines of physical on-site storage, and embraced cloud computing services. Coupled with the needs of calculation on the cloud, server products have also begun to evolve. The main driver for this growth being the tendency for enterprise units to be replaced.

(2) Switches and Routers

With 4G/5G becoming universal, Big Data centers and developments in IoT, brings about a increasing amounts of network traffic. Many countries have been actively expanding their 4G/5G and fiber networks and reinforcing related fundamental infrastructure. To ensure a seamless network traffic, lower response times from databases, cloud service providers have continued to invest in related infrastructure. Overall, this market is maintaining its healthy growth.

3. Computing End-products (mainly computers, tablets, etc.)

(1) Tablet PCs

According to IDC, tablets under 8” are susceptible to competition from large form-factor smartphones, will continue to decline; the future of Tablet products will focus on sizes above 8” or even 9”, with the increased screen real-estate and accompanying keyboard to satisfy the content-creation needs of consumers.

(2) Computer Products

Comparative to the smart devices industry, the Wintel camp of PC products have lacked buzz in the recent years. The upgrade of Windows operating system and Intel chips have struggled to captivate consumers to trade-up as it used to. IDC believes that in a mature market, the PC product is reduced to just needs of replacements. In developing regions, PC have also shown little or no growth, because of the increase in functionalities from smartphones and tablet computers filling up many of the functionalities the PC once used to offer. Despite this, the PC has an irreplaceable hold on the corporate market, especially in document processing, file editing, ease of content creation, are all features that are difficult to replace with smart devices.

The PC market have passed the growth stage, and the industry is slowly consolidating, with many smaller brands being merged or forced out. The ongoing competition between remaining brands are less fierce. Under this macro environment, big brands with more resources and vertical integration capabilities are likely to benefit.

4. Components and other product areas (mainly connectors, mechanical parts, services, etc.)

Components include mechanical parts, heat dissipation modules, optics, electronics, PCBs, and semiconductors. With the increasing demand for the products in the abovementioned three categories, the demand for components will rise. In the related components, the optical (touch module, camera module, dot-matrix projector module, etc.) and semiconductor (package and test, semiconductor equipment, chip design, testing and packaging etc.) will be important growth drivers for the Company going forwards.

**(d) Competitive Niche**

The company's competitive advantage lies in its complete global footprint, huge production capacity, vertical integration, speed of mass production, and partnership with customers. These are the reasons why we can maintain our leading position in the industry, and are also the most important value for our customers. In the EMS business, we have accumulated nearly 50 years of highly professional management capabilities in managing people, money, logistics, and technology, and it is even more difficult to imitate. Other competing niches are as follows:

1. Precision molding technology
2. Vertical integration and manufacturing capabilities of plastic molding, stamping, mold-flow, to mechanical components.
3. Creation of internal high speed network systems
4. Mechanical and barebones computer design capabilities
5. Heat transfer and noise treatment capabilities
6. SMT soft/hardware testing capabilities
7. PCBA rapid mass production capabilities
8. Photoelectric consolidation capabilities
9. Management Global supply chain management know-how

**(e) Business Development Advantages, Disadvantages and Countermeasures**

Advantages

1. The structure of the global industry is still undergoing adjustment, and the ability of

vertical integration help us to get more outsourcing business opportunities.

2. The turnaround for 3C product life cycle continue to be squeezed, and the importance of timeliness continue to play a key factor, eCMMS is in a prime position to provide speed, quality, engineering services, flexibility and cost considerations, and can assist the Company's opportunities.
3. A complete ecosystem of overseas manufacturing, marketing bases to increase the flexibility and efficiency of global resource integration operations which is well managed and can cater to clients' needs.
4. Globally deployed manufacturing and points of sale, increasing the consolidation of global resources while providing flexibility.
5. Standardization, computerization, and automation, establish a cooperative operation system of industrial management, quality control, production management, and economic management.
6. Establishment of series of synergistic managerial systems of industry, quality, and operations.
7. A firm grasp key capabilities of mold development, and new product development.
8. The electric vehicle industry is growing rapidly, and will move towards division of labor and ICT in the future, with advantages in design, manufacturing, vertical integration, cost, and global layout.
9. The stable supply of mature semiconductors has become the key, and it has the advantages of vertical integration from design, fab, packaging plant, plant, equipment, and customers.

#### Disadvantages and Countermeasures

1. Slowly growth of the ICT industry

Countermeasure: Improve management capabilities, engage more key components, and develop new products to ensure the long-term development of the existing ICT field. At the same time, investing in new businesses such as electric vehicles and semiconductors in the form of light asset BOL, creating a future growth engine.

2. Fiercely competition in core business

Countermeasures: With continuously competition, we are also constantly stabilizing vertical integration, improving technical level, cost control and other production capabilities. And the company can increase our leading position in the face of industrial competitiveness.

3. Regional manufacturing pioneer

Countermeasures: Hon Hai has a diverse and wide range of product lines for many years, so it has carried out regional production in accordance with product

characteristics and customer requirements. The company's business experience accumulated in more than 20 countries and more than 100 bases around the world will be able to expand rapidly and show management advantages.

4. Geopolitics and pandemic

Countermeasures: By flexibly adjust our capacity, supply chain management, inventory management, we shall be able to mitigate short term impact. In the mid to long term, we will leverage our R&D and capacity across major campuses to diversify the risk.

5. Inflation and raw material costs rising

Countermeasures: Inflation and raw material prices rising and have impact on the assembly business and it will dilute the gross profit margin. We will still take customer demand and maximizing EPS as the top priority. High inflation may also affect the demand for low-end consumer products. The Company will continue to focus on high-end products to reduce the impact of inflation.

6. Other costs increasing

Countermeasures: In response to the challenges of rising manpower and various costs, we have established a collaborative operation system of industrial management, quality control, production management, and management through standardization, computerization, and automation. At the same time, the company leverages our global layout for flexible capacity allocation, which is reflected in the selling price in a timely manner to reduce the impact.

7. Environmental regulations and international trends

Countermeasure: Regarding the issue of global warming, the company has responded to the 2050 net zero carbon emission target, introduced renewable energy, invested in scientific carbon emission reduction plans, and joined net zero carbon emission action alliance, from energy saving, emission reduction, greening. We continuously put efforts in recycling, green energy, etc., echoing global environmental protection trends

**(2) Core Products, Main Applications, and Manufacturing Process**

The product segments of the Company Consumer Electronic Products, Cloud Network Products, Computing End-products, and Components and other product. These mainly are used in mobile communication, entertainment, computing, storage, network and other consumer or commercial fields. The company's production process is mainly based on EMS assembly products, and the design, component development, manufacturing and assembly, quality control testing, shipment and other processes are carried out in accordance with customer needs.

**(3) Status of Core Material Suppliers**

The Company's manufactured products such as connectors, foundations, and assembled

products utilize materials such as copper, plastic pellets and auric salt, steel, and the status of suppliers are as below:

1. Copper

Have strategic alliances with several suppliers, to ensure the stability of copper supply.

2. Plastic Pellets

Develop connector-specific materials with domestic and international manufacturers to increase quality. Prices are negotiated annually, and leverages the Company's economy of scale for bulk purchases to ensure price competitiveness.

3. Auric Salt

Prices for auric salt are based on the international gold price, and calculated based on a formula. The supplier ships directly to the manufacturing plant to shorten turnaround for deliver, and lower transportation/storage related risks.

4. Steel

Required materials for computer foundation development with domestic and international manufacturers. The Company utilizes market price or annual price negotiations for steel, and leverages the Company's buying power to maintain favorable prices.

5. Other material requirements for assembly or memory modules, or materials required for IC board printing, capacitors, IC. Specific material needs can be acquired directly through the customer.

**(4) Production and Sales Status**

**(a) Key Accounts in the Past Two Years**

1. Key Vendors

Unit: NT\$ Million

Item	Vendor	2020				2021			
		Vendor	Amount	Percentage of total Net Purchases (%)	Relationship with the issuer	Vendor	Amount	Percentage of total Net Purchases (%)	Relationship with the issuer
1	Vendor L	Vendor L	1,672,245	36.41%	None	Vendor L	1,946,108	36.86%	None
	Others	Others	2,920,225	63.59%	-	Others	3,334,265	63.14%	-
	Total Net Purchases	Total Net Purchases	4,592,470	100.00%	-	Total Net Purchases	5,280,373	100.00%	-

2. Key Customers

Unit: NT\$ Million

Item	Customer	2020				2021			
		Customer	Amount	Percentage of total Net Sales (%)	Relationship with the issuer	Customer	Amount	Percentage of total Net Sales (%)	Relationship with the issuer
1	Customer E	Customer E	2,891,396	53.96%	None	Customer E	3,418,003	57.02%	None
	Others	Others	2,466,627	46.04%	-	Others	2,576,171	42.98%	-

	Total Net Sales	Total Net Sales	5,358,023	100.00%	-	Total Net Sales	5,994,174	100.00%	-
--	-----------------	-----------------	-----------	---------	---	-----------------	-----------	---------	---

**(b) Production Value in the Most Recent Years**

Unit: K pcs, NTS Thousand

Quantity & Value	2020			2021		
	Capacity	Quantity	Value	Capacity	Quantity	Value
<b>Major Product</b>						
3C Electronics	7,128,762	6,443,688	2,996,168,191	6,427,512	5,809,828	3,580,036,447

**(c) Sales Value in the Most Recent Years**

Unit: K pcs, NTS Thousand

Quantity & Value	2020				2021			
	Domestic		Export		Domestic		Export	
	Quantity	Value	Quantity	Value	Quantity	Value	Quantity	Value
<b>Major Product</b>								
3C Electronics	25,40	13,085,363	5,835,584	3,005,425,059	20,953	13,353,319	5,651,604	3,601,733,618
Service and Management Fee Incomes	—	—	—	42,435,245	—	—	—	28,589,710

**C. Taiwan Employee Data during the Past Two Years, Up to Apr. 30, 2021**

Year	2020	2021	Up to March 31, 2022
<b>Employee Number</b>			
Staff	699,721	645,317	536,206
Operator	178,708	181,291	166,644
<b>Total</b>	878,429	826,608	702,850
<b>Average Age</b>	32.15	30.32	31.16
<b>Average Seniority</b>	4.34	3.28	3.69
<b>Education Distribution %</b>			
PhD Degree	0.03%	0.03%	0.04%
Master Degree	0.97%	1.40%	1.57%
College	16.01%	17.20%	18.79%
High School	39.42%	37.76%	38.80%
Below High School	43.57%	43.61%	40.80%

**D. Information on Environmental Protection Costs**

- (a) The loss caused by environmental pollution during the latest year and up to the printing date of this Annual Report:

None

- (b) Information on Environmental Protection Matters

1. The main workshops and production facilities of the Company are located in Tucheng Industrial Park or Hsinchu Science Park. The Company takes environmental protection as its priority, and carries out immediate correction once discovering any problem. It also makes inspection on the existing preventive facilities. Apart from creating a good working and living environment for its employees and the neighborhood, it strictly complies with the discharge standard. For the pollution and wastes generated in the production process, the Company takes the following steps to protect the environment:

- i. Prevention of water pollution: set up wastewater treatment plants and water quality analysis laboratory in Tucheng factory. Chemical method is applied in wastewater



treatment, in which pollutants are removed from wastewater and discharged through discharge outlets. The lab has various instruments to measure temperature, PH value, chemical oxygen demand and suspended solid and analyze heavy metal, so that daily inspection on discharging water can be made and water discharge can be well controlled. The Company's factories in Huyue, Minsheng and Hsinchu all received a letter on permit to connect wastewater (or sewage) to the sewer system, under the reference of TFZ No. 1065061681, 0955060439 and YLZ No. 1000004253, and TFZ No. 1035060107 respectively; and have acquired water pollution permit: New Tapei City SHZ No. 04774-01, 05854-00, 05855-00 for Taipei Tiger Leap (Huyao) Factory, Dingpu No.1 Factory, and Dingpu No.2 Factory respectively.

- ii. Prevention of stationary pollution source: waste gas is collected by extraction pipes, and released to the air after the pollutants are removed through the wet scrubber. Every year, the external testing organization is commissioned to detect the viscosity of pollutants in exhaust gas and reports the result to the competent authorities of environmental protection. The Company obtained the Operating Permit of Stationary Pollution Source in 1998 and extended it in June 2008. The permit No. is: BXCZD No. F0447-02. Currently, the total consumption of acid and alkali does not meet the control standards, and the Permit was returned to the authority per Letter No. 1012095840 from the Environmental Protection Bureau.
  - iii. Cleaning of wastes: Works are done in accordance with the Waste Cleaning Plan, and the disposal of waste is reported online in a legal way, and wastes are legally cleaned and recycled.
  - iv. Management on toxic chemicals: Toxic chemicals are stored separately and strictly controlled. Moreover, documents on use and inspection are obtained legally, and periodically reported to the component department of environmental protection.
2. The Company has been adhering to the environmental policy of "pollution control and prevention, continuous waste reduction, providing environment-friendly products, protecting the earth, creating a green enterprise," and strictly abiding by laws and regulations on environmental protection and clients' requirements by means of effectively controlling raw materials, manufacturing process and delivery. Besides, it is dedicated to continuous improvement in order to better product quality, make sure the products free from restricted materials and promote the transformation of upstream suppliers to green supplying chain so as to comply with RoHS requirements.
3. Current pollution status, the influence of improvement on the Company's earnings, competitive position and capital expenditure, estimated major expenditure on environmental protection in the following two years:
- i. Estimated expenditure on environmental protection in the next two years: None
  - i. Influence after improvement: None

## **E. Labor Relations**

### **Current important labor agreement and implementation:**

The Company has been treating its employees with sincerity and established mutual trust with them through its welfare system and good training system that guarantee a fulfilling and stable life for them. Though there is no union in the Company, but the Company has established “Workers and Employers Meeting” and have established comprehensive employee communication channels, its employees can give full play to their team spirit, coordinate the Company’s decision, cooperate with each other to create a harmonious environment for working. The Company pursuant to the relevant labor laws and regulations, to protect the legitimate interests of employees, provides employees with safe and healthy working environment, and set up an employee feedback and complaints mechanism. And we disclose employee welfare measures, retirement system and implementation situation on the company's official website. The Company adopts the followings measures to build a harmonious labor relation:

#### **(1) Welfare Measures for Employees:**

Founded in July 1985, apart from members appointed by each Business Unit, the remaining members are proposed and elected by employees. The committee members are re-elected every three years, and there are dedicated members appointed to deal with the routine administrative works of the Committee. Meanwhile, the Company has established the Health Department, which has developed a series of welfare measures to employees and their families in terms of health improvement and health care.

At present, the welfare offerings by the Welfare Committee are as follows:

- (a)** Safe and healthy food service: establishment of staff canteen and food safety inspection center.
- (b)** Comprehensive employee health management
  - i. Health promotion: Topical lectures, weight loss activities and setting up blind masseuse service stations.
  - ii. Health care: In addition to the annual health check and dental care and the implementation of the workplace influenza vaccination plan; during the rapid increase in the epidemic, the Company introduced rapid screening measures and distributed home rapid screening kits, and planned overseas epidemic prevention kits for employees internationally stationed or when on business trips. Disseminate new knowledge on epidemic prevention every week to ensure the safety of employees.
  - iii. Health consultation: Establish a cross-function professional team including physicians, nurses, pharmacists, nutritionists, sports coaches, and physical therapists to provide integrated health management and health monitoring services, and provide remote health consultations based on employee needs, and other medical consultations to cater for employees’ health.
  - iv. Health LOHAS: To maintain on-going health promotion services during the pandemic, online health sessions are organized, covering four subjects including nutrition, exercise, healthy living style, and food safety. We aim to facilitate a healthy vibe by promoting healthy habits through a variety of online programs.
  - v. Cultural recreational activities: Construction of gym for employees and pairing

professional trainers to provide fitness instruction.

- vi. Employee life service plan (EAPC): Covering eight aspects of consultations: career planning, parenting, interpersonal relations, relationship issues, emotional issues, legal issues, financial issues, health issues, for our employees.

**(c) Multi-faceted employee welfare**

- i. Employee group insurance.
- ii. Subsidies for employee club activities.
- iii. Subsidies for employee education and training.
- iv. Employee birthday gifts, seasonal gifts (cash gifts).
- v. Year-end activities and lucky draws.
- vi. Employee wedding cash gifts, and funeral condolence payments.
- vii. Birth encouragement (including spouses), in addition to birth and parenting allowances, also provide transportation subsidies for pregnant employees, pregnant courtesies and other health care measures.

**(2) Employee Communication Channels**

The Company actively builds communication channels with employees and conducts two-way communication through multiple channels to ensure immediate response and maintain labor-management harmony. The relevant communication channels are as follows:

- (a)** The Company's internal website/APP: announce the Company's major events and recent promotional content. Assist employees to quickly obtain company-related information.
- (b)** Labor-management meetings: labor-management meeting is held every quarter to coordinate labor-management relations, promote labor-management cooperation, and prevent various labor problems before they arise.
- (c)** Employee feedback and whistleblowing: According to different matters, the company's internal website and APP provide corresponding channels to allow employees to respond to work, environment and other related issues and suggestions and immediate response to ensure smooth feedback pipeline
- (d)** Seminars and satisfaction surveys: From time to time, employee seminars and various types of satisfaction surveys are conducted. Plans and improvements are implemented based on the opinions of employees.

### **(3) Career Development and Training for Employees**

Education and training are basic employee welfares provided by the Company. The Company encourages employees to “take on-the-job-training, and apply what they’ve learned to work”. The Company takes training as a means to improve employee quality and their work skills, promote the group performance, facilitate the realization of its operation target of “long term, stability, development, science and technology, internationality”. Based on this, the Company provided 504,538 hours of trainings with the training fees reaching up to NT\$10,162,262 in 2021. The main content of training includes:

#### **(a) Orientation for new employees**

New employees are guided to familiarize the corporate culture, organization development, reformation history and working environment.

#### **(b) Management trainee program**

The 6-month long Management trainee program includes three portions: Firstly, a team-based training to familiarize trainees with the Company and business groups and innovation and creative problem solving courses, to increase the trainees ‘soft-power’ and adaptability; secondly a practical production line training, for trainees to understand overseas manufacturing facilities and learn related know-how; lastly, departmental training, a mentorship program that allows trainees to learn on the job.

#### **(c) Development of management skills**

A tailored training program to meet different needs of different employees at different management levels according to their management needs. The training prepares trainees “organizational, people, and systemic” management skills.

#### **(d) Hon Hai Foxconn University**

Training program prepared by Hon Hai Foxconn University, to create a systemic management training and online learning platform. Taking a process-oriented, simplified, logical, standardized, systemic, and information-based approach to training programs.

#### **(e) International lectures/seminars**

The Company invites elites and successful entrepreneurs from different industries to lecture and engage in discussion. Lecturers come from fields such as but are not limited to industry trends and 3+3 new business, electric vehicles, digital health, robotics, artificial intelligence, semiconductors, new generation communication technology and related fields.

#### **(f) Health and well-being lectures**

The health management center regularly invites physical and mental health experts to hold appropriate courses during each season in order to help the colleagues to relax after work and to receive in-depth health promotion related knowledge. Courses include exercise, mental well-being, CPR, AED.

### **(4) Code of Conduct or Ethics**

In order to enable all employees to have a better understanding of ethics, rights, obligations and the code of conduct, the Company hereby works out the relevant measures and regulations to provide a basis for all employees. The relevant measures are briefed as follows:

#### **(a) Organizational Responsibility and Judgement of Authority**

- viii. Rules on decision-making authority and authority decentralization: to improve work efficiency, strengthen the management on authority decentralization.
- ix. Organizational structure of departments and responsibility of each position: clearly regulate the organizational function of each unit and the scope of responsibility and authority of employees.

**(b) Assist All Employees to Understand Relevant Measures and Regulations.**

- i. Tutoring programs for new employees: to eliminate the new employees' insecurity towards the new environment and soon familiarize the corporate structure, work environment, culture, and colleagues after reporting for duty, and help them to get their mind and body ready for work and reduce new employee turnover rate.
- ii. Code of business ethics: to improve all employees' behavioral quality, business ethics and expertise and try to maximize the Company's benefit within the legal scope. Every employee has the responsibility to prevent the Company's interests from being lost or impaired and is obliged to maintain the Company's reputation so as to guarantee its sustainable growth and development.
- iii. Employment rules and regulations: defines clearly working conditions, human resources management principals, and lays out clear ground rules for being part of the Company.
- iv. Leave-related measures for employees: to provide basis for employees to take and ask for a leave.
  - i. Reward and punishment system: Rewards or punishment are given to employees whose behavior or conduct has brought benefit or loss for the Company in operation.
- v. Employee/profession promotion: Motivate talents to grow with the company and enhance personal accomplishment.
- vi. Performance assessment method for employees: employees' working achievements and performance are assessed as the basis for salary adjustment, promotion, issuance of bonus and arrangement for training courses.

**(5) Working Environment and Protective Measures for Employee's Personal Safety**

- (a)** Since 2019, the Company promoted the upgrade of occupational safety and health management system, and passed the certification of SGS Company and obtained the ISO45001 (received 2019/11/24, and valid through 2022/11/23), and CNS45001 certificates.
- (b)** During the period of the COVID-19 pandemic, regular pandemic prevention meetings were held to consider relevant measures to create a safe and healthy working environment for colleagues.
- (c)** The Company hosts regular safety committee meetings engages in evaluation with employee Representatives to discuss the Company's safety and health policy, with aims to achieve the goal of zero injury, zero occupational disease and zero accident so as to create a best working environment for all employees.
- (d)** Plan and promote factory health and safety related agendas. In 2021, Approved by the Ministry of Labor as the 109 "Occupational Safety and Health Excellent Unit Award" and "Occupational Safety and Health Personnel Merit Award". In 2020, the Company was also

awarded “Outstanding Work Safety Award” & “Professionalism and Health and Safety Personnel Outstanding Award” by New Taipei City for 2019.

- (e) The Company has, according to the Implementation Rules for Public Institutions on Records of Labor-hour without Occupational Injury, taken part in the competition of non-occupational injury record. As of end-2021, the Company’s Taipei Tiger Leap (Huyao) Factory has maintained 11,216,809 labor-hours without occupational injury; and Dingpu factory has 2,369,469 labor-hours without occupational injury.
- (f) Industrial safety: A Safety and Disaster Prevention Center is set up at the Tucheng headquarters. Each plant can exchange safety messages instantly, provide immediate safety and disaster prevention information, and can establish dedicated response teams based on disasters such as typhoons or pandemics. Emphasis is placed on emergency response personnel training, thus strengthening the Hon Hai Group’s safety and disaster prevention system.
- (g) Security and Fire Protection System Management: Managed the factory safety and security equipment, and constructed the industrial safety cloud and other modules to ensure that the software, hardware, and management mechanisms for the factories are in normal operation. Implemented infrared thermal imaging detections for the electric plates and other electrical equipment in the factory and established the infrared thermal imaging promotional team trainings. A total of 21 seed employees have completed test reports, identified and corrected the problems, and effectively reduced the fire risks in the factories.
- (h) Occupational health: Inventoried the physical and chemical hazards of the various units according to the annual safety and health management plan, completed the sampling strategy of the operating environment monitoring plan, and the monitoring results are in compliance with the legal requirements. Complete four main plans (workplace infringement, human-caused dangers, female health and protection, overworking) according to relevant regulation guidelines, to protect employees from being victim to occupational diseases and unlawful infringement.
- (i) In 2021, the Company performed a plant safety and health month in Taiwan, which include: positive energy, practical experience, emergency response, health and topical lectures. A accumulated number of 4,559 employees took part in the 11 sessions. Additionally, a total of 120 health and safety suggestions were acted upon, as a collaborative effort to improve workplace health and safety for employees.

**(6) Retirement System**

The Company has formulated the retirement and pension plans for employees according to the Labor Standards Act and the Labor Pension Act, including:

- (a) Qualification for Labor Standards Act (old system): defined benefit pension plan is adopted.
  - i. Retirement application: a worker may apply for voluntary retirement under any of the following conditions: where the worker attains the age of fifty-five and has worked for fifteen years; where the worker has worked for more than twenty-five years; where the worker attains the age of sixty and has worked for ten years.
  - ii. Pension payment: the retirement pension base shall be one month’s average wage

of the worker at the time when his or her retirement is approved. Two bases are given for each full year of service. Those having served over 15 years are given one base for each full year of service and the total number of bases shall be no more than 45. Length of services is calculated as half year when it is less than six months and as one year when it is more than six months. As set forth in Article 54 of the Labor Standards Act, an additional 20% on top of the amount calculated according to the preceding shall be given to workers forced to retire due to conditions incurred from the execution of their duties.

- iii. Employee retirement reserve allocation: The Company shall set aside 2% of the total employee monthly salary amount and deposit them into the employee retirement reserve account pursuant to the applicable retirement system provided by the Labor Standards Act; and ensure that this amount cannot be used as a subject of transfer, seizure, offset, or collateral. Before the end of each year, the employee retirement reserve account balance shall be calculated. If the balance is insufficient to pay employees with conditions specified in Article 53 or Subparagraph 1, Paragraph 1 of Article 54 of the Labor Standard Act for the next year, the Company shall make up the differences before the end of March next year.
- iv. The supervision of pension funds: Since January 1987, the Company legally established the Supervisory Committee of Workers' Retirement Fund, which is re-elected every three years and in charge of checking the amount, deposit and withdrawal as well as payment of retirement fund so as to ensure employees' rights.

(b) Qualification for the Labor Pension Act (new system): defined contribution pension plan is adopted.

- i. The Company grants 6% per month: according to the Monthly Appropriation Scale of the Labor Pension issued by the Bureau of Labor, the Company appropriate 6% of the worker's monthly wage to his/her personal pension fund account.
- ii. Voluntary employee pension contribution: workers may also voluntarily contribute within 6% of their wage to the labor pension.

**(7) Other Important Agreements**

None

**(8) Loss suffered from labor disputes in the latest year and up to the printing date of this Annual Report:**

None

## F. Information Security Management

(I) Information security risk management framework, information security policy, management plan and resources invested in information security management, etc.:

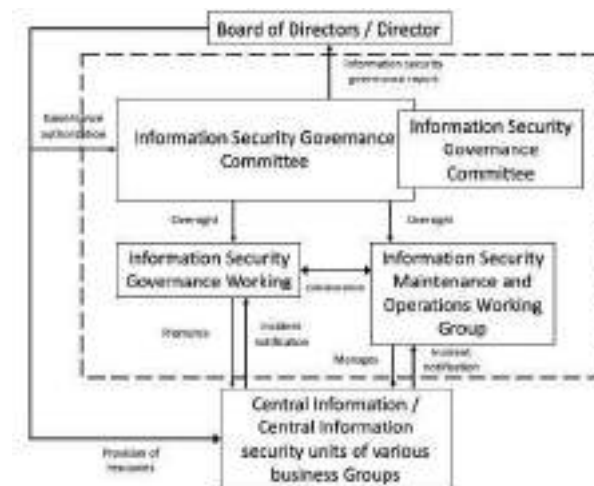
### 1. Information Security Risk Management Framework

#### (1) Information Security Governance Committee

The Information Security Governance Committee (hereinafter referred to as the Committee) is established under the board of directors of the company. The chairman of the committee is the chairman of the committee. The top executives such as finance, legal affairs, auditing, etc., shall attend relevant projects. The committee will designate the person in charge of each information security project, provide the necessary support for project implementation, review the results of the information security project; and regularly report information security governance issues, directions and information security governance results to the board of directors. To better assist the committee in grasping information security threats, evaluating and verifying emerging information security technologies, the Office of Secretariate is setup and represented by Hon Hai Research Institute as the appointee. Responsibilities is as follows:

- Information Security Governance Working Group: plan information security governance strategies and guidelines, information security policies and related procedures, and ensure compliance with laws and regulations.
- Information Security Maintenance and Operations Working Group: implement the construction and maintenance of information security structure and equipment, and work on information security protection, risk assessment, etc. to ensure the effectiveness of information security implementation.

#### (2) Information Security Governance Organizational Chart



#### (3) Information Security Risk Management

Risk assessment criteria have been established for information security risks. From the organizational level, key information assets and core systems are managed and



controlled according to the impact level and occurrence probability of risks such as value, weakness, and threat; on the technical level, system and software architecture, weakness scanning and review, setting and operation and maintenance management to conduct information security technical reviews. Through this process of risk management and continuous improvement, strive for the reduction of enterprise information security threats, and achieve confidential information protection that conforms to legal norms, customer needs, and enterprise operations.

The Company is in the process of purchasing information security insurance, in order to better protect for information security risks and mitigate losses; relevant policies have been formulated for contingency measures for various major information security incidents to provide employees with a basis for handling information security incidents. Regarding the crisis awareness of information security risks, the Company regularly conducts information security risk inspections to implement the effectiveness of information security management measures.

## 2. Information Security Policy

### (1) Information Security Management

To effectively implement information security management, regular meetings are held monthly to review information security work according to the management cycle mechanism of planning, execution, checking and action (Plan-Do-Check-Act, PDCA). The Company takes ISO/IEC 27001 as the information security management framework, implements the Information Security Management System (ISMS), completed the self-assessment in May 2011, completed the third-party verification company certification in July, and obtained ISO/IEC 27001 International information security management system certification.

The Company undertakes digital transformation to continuously strengthen information security protection, establishing information security objectives and strategies, network segmentation principles and standards, systematic monitoring of information security, information security using cloud services, authentication and privilege management, etc. and regularly simulate information security attacks, penetration testing and other drills to maintain the confidentiality, integrity and availability of the Company's assets.

### (2) Information Security Management Framework

Management frameworks from organizational control, personnel control, entity control, and technology control are set with relevant policies and procedures. The Company conducts regular review and implements information security measures, education, training, and promotion based on performance indicators, risk management, and information audit results, to ensure the safety of Company's confidential information.

### 3. Management Plan

The information security protection management plan is as follows:

#### (1) Cyber Security

- Network segmentation principles and standards to prevent computer viruses and malicious attacks from spreading across factories.
- Establishment of the information security Purple Team; design the scope, methods of simulated attack drills, and the management mechanism of the Red, Blue and Purple Teams.
- Continuously strengthening of the network firewall, intrusion detection system, DDoS defense, online behavior monitoring and other programs, and implement anomaly reporting and handling.

#### (2) End-Point Security

- Compliance monitoring (including network access systems) for operating system updates, antivirus software updates, and scanning of endpoints such as external devices and mobile devices.
- Establish endpoint detection for important computers and core systems to strengthen monitoring of malware behavior.

#### (3) Application Security

- Continue to strengthen the application security control mechanism and integrate it into the development process and platform.
- Establish a group single sign-on platform (SSO), and important application systems require multi-factor authentication (MFA).

#### (4) Data Security and Protection

- Using data labels according to the confidentiality level to encrypt data and properly control with audit trail which can be effectively tracked through the platform.
- Email anti-virus and anti-spam control; flexible policy adjustment according to external malicious e-mail.

#### (5) Information Security Notification and Awareness Enhancement

- Strengthen the monitoring of internal and external threat intelligence and software weaknesses of the group, and immediately report and handle information security.
- Conduct training and promotion regularly to enhance employees' awareness of information security.

- Enhance employees' vigilance against email social engineering attacks and phishing websites.

4. Invest in the Safety Control of Cyber Security Management

The Company continues to invest resources in information security-related fields, and has formed a dedicated information security teams and personnel from central and business units. The execution of information security measures promotion are as follows:

- More than 342 information security conferences attended by the executive and management level throughout the year.
- 141 risk assessments and information security technical audits were completed for core system.
- 15 units including the core and business units completed the annual information security audit and information security maturity assessment.
- 61 information security management specifications were added and revised.
- 5 business groups (9 factories in the implementation scope) passed the ISO/IEC 27001 international information security management system certification.
- Hon Hai Research Institute collaborated with Taiwan University of Science and Technology to provide special training for the Group to transform information technology talents to information security talents to meet the group's talent needs.

- (II) If, in the latest publication of the annual report, any losses, possible impacts and countermeasures caused by major information security incidents cannot be reasonably estimated, the facts that cannot be reasonably estimated shall be stated:

The Company has not experienced any major cyber attack incidents that impacted the Company's operations in 2021.

## G. Significant Contracts

Nature of Contract	The Other Party	Contract Dates	Content	Restrictions
Sales Contract	Apple Computer, Inc.	1999/12/07 onwards until one party decides to terminate based on terms listed in the contract	Sale of products	Reserves right to adjust delivery dates and order
Sales Contract	Cisco Systems Inc.	From 2019/1/1 onwards, annually, automatically renews for 1 year upon expiry if both parties do not express willingness to terminate	Sale of products	Reserves right to adjust delivery dates and order
Sales Contract	Dell Products L.P.	1999/12/01 to 2000/11/30, automatically renews for 1 year upon expiry perpetually if both parties do not express willingness to terminate	Sale of products	Reserves right to adjust delivery dates and order
Sales Contract	Hewlett-Packard Company	2003/05/07 to 2008/05/06, automatically renews for 2 year upon expiry perpetually if both parties do not express willingness to terminate	Sale of products	Reserves right to adjust delivery dates and order
Sales Contract	International Business Machines Corporation	2008/07/07 onwards until one party decides to terminate based on terms listed in the contract	Sale of products	Reserves right to adjust delivery dates and order
Sales Contract	Lenovo (Singapore) Pte. Ltd.	2003/11/04 onwards until one party decides to terminate based on terms listed in the contract	Sale of products	Reserves right to adjust delivery dates and order
Sales Contract	Microsoft Corporation	2009/10/27 onwards for 5 years, contract renewal for 1 year will be initiated by Microsoft 120 days before expiry; Contract amended on 2017 to renewed upon expiry until one party decides to terminate based on terms listed in the contract	Sale of products	Reserves right to adjust delivery dates and order
Patent authorization contract	MPEG LA	2009/12/28 onwards until the patent expires	Technical authorization	Non-exclusive authorization, prohibited from transferring authorization
Patent authorization contract	Qualcomm Incorporated	2005/10/18 onwards until one party decides to terminate based on terms listed in the contract	Technical authorization	Non-exclusive authorization, prohibited from transferring authorization
Sales Contract	Sony Corporation	2010/01/26 onwards, effective for 1 year, renews automatically for 1 year upon expiry	Sale of products	Reserves right to adjust delivery dates and order
Sales Contract	Vizio Inc.	2014/01/01 onwards, effective for 1 year, 90 days before expiry renews for 1 year upon expiry perpetually if both parties do not express willingness to terminate	Sale of products	Reserves right to adjust delivery dates and order

## VI. Financial Standing

### A. Most Recent 5-Year Concise Financial Information

#### (1) Concise Balance Sheet and Statement of Comprehensive Income

##### 1. Concise Consolidated Balance Sheet

Unit: NT\$ Thousand

Year		Financial Information for the Most Recent 5 Years				
		2017	2018	2019	2020	2021
Item						
Current Assets		2,746,136,117	2,706,482,746	2,573,692,923	2,884,649,302	3,034,417,286
Net property, Plant and Equipment		278,204,005	277,860,012	287,523,253	287,091,978	310,107,309
Intangible Assets		9,552,444	30,357,025	41,380,353	44,760,083	45,352,837
Other Assets		373,324,047	366,655,644	418,345,169	457,774,227	519,000,962
Total Assets		3,407,216,613	3,381,355,427	3,320,941,698	3,674,275,590	3,908,878,394
Current Liabilities	Before Distribution	2,025,502,267	1,809,861,556	1,657,461,361	1,961,257,311	1,997,680,271
	After Distribution	2,060,159,744	1,865,313,518	1,715,685,922	2,016,709,273	2,069,767,822
Non-current Liabilities		209,921,891	239,059,983	263,854,920	283,871,870	337,938,005
Total Liabilities	Before Distribution	2,235,424,158	2,048,921,539	1,921,316,281	2,200,129,181	2,335,618,276
	After Distribution	2,270,081,635	2,104,373,501	1,979,540,842	2,255,581,143	2,407,705,827
Equity Attributed to Owners of Parent		1,084,220,815	1,211,878,469	1,239,984,346	1,297,277,376	1,380,457,310
Share Capital		173,287,383	138,629,906	138,629,906	138,629,906	138,629,906
Capital Surplus		97,872,884	190,018,456	199,383,371	202,645,942	202,084,430
Retained Earnings	Before Distribution	840,618,759	943,555,228	1,004,437,983	138,629,906	1,129,264,061
	After Distribution	805,961,282	888,103,266	946,213,422	202,645,942	1,057,176,510
Other Equity Interests		(27,539,310)	(60,309,927)	(102,451,720)	(87,315,126)	(89,505,893)
Treasury Shares		(18,901)	(15,194)	(15,194)	(15,194)	(15,194)
Non-Controlling Interests		87,571,640	120,555,419	159,641,071	176,869,033	192,802,808
Total Equity	Before Distribution	1,171,792,455	1,332,433,888	1,399,625,417	1,474,146,409	1,573,260,118
	After Distribution	1,137,134,978	1,276,981,926	1,341,400,856	1,418,694,447	1,501,172,567

## 2. Concise Stand-alone Balance Sheet

Unit: NT\$ Thousand

Year		Financial Information for the Most Recent 5 Years				
		2017	2018	2019	2020	2021
Item						
Current Assets		1,997,909,004	1,684,937,260	1,552,045,403	1,773,430,282	1,672,066,527
Net property, Plant and Equipment		5,570,886	4,513,316	4,210,766	4,137,352	6,606,000
Intangible Assets		-	-	-	-	-
Other Assets		1,267,133,954	1,395,012,797	1,472,404,672	1,545,808,365	1,677,457,869
Total Assets		3,270,613,844	3,084,463,373	3,028,660,841	3,323,375,999	3,356,130,396
Current Liabilities	Before Distribution	2,046,923,672	1,713,573,689	1,656,784,105	1,898,636,073	1,817,996,354
	After Distribution	2,081,581,149	1,769,025,651	1,715,008,666	1,954,088,035	1,890,083,905
Non-current Liabilities		139,469,357	159,011,215	131,892,390	127,462,550	157,676,732
Total Liabilities	Before Distribution	2,186,393,029	1,872,584,904	1,788,676,495	2,026,098,623	1,975,673,086
	After Distribution	2,221,050,506	1,928,036,866	1,846,901,056	2,081,550,585	2,047,760,637
Equity Attributed to Owners of Parent		-	-	-	-	-
Share Capital		173,287,383	138,629,906	138,629,906	138,629,906	138,629,906
Capital Surplus		97,872,884	190,018,456	199,383,371	202,645,942	202,084,430
Retained Earnings	Before Distribution	840,618,759	943,555,228	1,004,437,983	1,043,331,848	1,129,264,061
	After Distribution	805,961,282	888,103,266	946,213,422	987,879,886	1,057,176,510
Other Equity Interests		(27,539,310)	(60,309,927)	(102,451,720)	(87,315,126)	(89,505,893)
Treasury Shares		(18,901)	(15,194)	(15,194)	(15,194)	(15,194)
Non-Controlling Interests		-	-	-	-	-
Total Equity	Before Distribution	1,084,220,815	1,211,878,469	1,239,984,346	1,297,277,376	1,380,457,310
	After Distribution	1,049,563,338	1,156,426,507	1,181,759,785	1,241,825,414	1,308,369,759

### 3. Concise Consolidated Statement of Comprehensive Income

Unit: NT\$ Thousand

Item	Year	Financial Information for the Most Recent 5 Years				
		2017	2018	2019	2020	2021
Operating Revenue		4,706,736,096	5,293,803,022	5,342,810,995	5,358,023,065	5,994,173,882
Gross Profit (Loss) from Operations		303,006,947	332,029,904	315,868,425	302,918,723	362,127,046
Net Operating Income		112,570,431	136,146,875	114,896,886	110,827,448	148,959,492
Non-Operating Income and Expenses		70,302,192	34,104,567	48,981,061	34,644,786	44,612,251
Profit (Loss) from Continuing Operations Before Tax		182,872,623	170,251,442	163,877,947	145,472,234	193,571,743
Profit (Loss) from Continuing Operations		135,374,528	129,835,425	132,185,088	114,325,587	153,823,041
Loss from Discontinuing Operations		-	-	-	-	-
Other comprehensive income, net		135,374,528	129,835,425	132,185,088	114,325,587	153,823,041
Total comprehensive income		(56,392,558)	(28,938,481)	(44,620,309)	7,172,540	(3,911,702)
Profit (loss), attributable to owners of parent		78,981,970	100,896,944	87,564,779	121,498,127	149,911,339
Profit (loss), attributable to non-controlling interests		138,734,401	129,065,105	115,308,736	101,794,807	139,320,332
Comprehensive income, attributable to owners of parent		(3,359,873)	770,320	16,876,352	12,530,780	14,502,709
Comprehensive income, attributable to non-controlling interests		78,641,529	103,120,437	74,706,141	112,236,799	138,007,616
Basic earnings per share (Note)		340,441	(2,223,493)	12,858,638	9,261,328	11,903,723
Other comprehensive income, net		8.01	8.03	8.32	7.34	10.05

#### 4. Concise Stand-alone Statement of Comprehensive Income

Unit: NT\$ Thousand

Year \ Item	Financial Information for the Most Recent 5 Years				
	2017	2018	2019	2020	2021
Operating Revenue	3,118,085,676	2,867,948,593	2,849,729,987	3,060,945,666	3,643,676,647
Gross Profit (Loss) from Operations	95,229,487	60,793,295	29,138,323	60,425,788	56,245,193
Net Operating Income	66,590,226	40,834,033	10,676,675	43,836,907	37,110,931
Non-Operating Income and Expenses	93,826,873	104,758,804	109,984,599	70,188,344	117,219,795
Profit (Loss) from Continuing Operations Before Tax	160,417,099	145,592,837	120,661,274	114,025,251	154,330,726
Profit (Loss) from Continuing Operations	138,734,401	129,065,105	115,308,736	101,794,807	139,320,332
Loss from Discontinuing Operations	-	-	-	-	-
Other comprehensive income, net	138,734,401	129,065,105	115,308,736	101,794,807	139,320,332
Total comprehensive income	(60,092,872)	(25,944,668)	(40,602,595)	10,441,992	(1,312,716)
Profit (loss), attributable to owners of parent	78,641,529	103,120,437	74,706,141	112,236,799	138,007,616
Profit (loss), attributable to non-controlling interests	-	-	-	-	-
Comprehensive income, attributable to owners of parent	-	-	-	-	-
Comprehensive income, attributable to non-controlling interests	78,641,529	103,120,437	74,706,141	112,236,799	138,007,616
Basic earnings per share (Note)	-	-	-	-	-
Other comprehensive income, net	8.01	8.03	8.32	7.34	10.05

#### (2) CPAs and Their Opinions for Most Recent 5-Years

Year	Name of CPA	Auditor's Opinion	Reason for Changing CPA
2017	Yung-chien, Hsu; Ming-hui, Chang	Modified unqualified opinion	—
2018	Yung-chien, Hsu; Chien-Hung, Chou	Modified unqualified opinion	Internal administrative organizational changes
2019	Yung-chien, Hsu; Chien-Hung, Chou	Modified unqualified opinion	—
2020	Yung-chien, Hsu; Patrick Hsu	Modified unqualified opinion	Internal administrative organizational changes
2021	Yung-chien, Hsu; Patrick Hsu	Modified unqualified opinion	—

### B. Most Recent 5-Year Financial Analysis

#### (1) Financial Analysis on Consolidated Financial Statements - IFRS

Year	Financial Information for the Most Recent 5 Years
------	---



Item (Note)		2017	2018	2019	2020	2021
Financial Ratio(%)	Total liabilities to total assets	65.61%	60.59%	57.85%	59.88%	59.75%
	Long-term capital to PP&E	496.66%	565.56%	578.56%	612.35%	616.30%
Ability to Pay off Debt (%)	Current ratio	135.58%	149.54%	155.28%	150.54%	151.90%
	Quick ratio	106.88%	113.92%	122.96%	119.18%	116.81%
	Interest protection	6.36	4.10	3.48	4.62	9.88
Ability to Operate	A/R turnover (times)	4.77	4.60	5.08	5.39	5.66
	A/R turnover days	77	79	72	68	64
	Inventory turnover (times)	8.74	8.00	8.46	8.81	8.67
	Account payable turnover (times)	4.57	4.58	5.42	5.13	5.26
	Days sales outstanding	42	46	43	41	42
	Fixed assets turnover (times)	16.03	19.04	18.90	18.65	20.07
	Total assets turnover (times)	1.57	1.56	1.59	1.53	1.58
Earning ability	Return on assets (%)	5.47%	5.06%	5.54%	4.17%	4.51%
	Return on equity (%)	11.74%	10.37%	9.68%	7.96%	10.10%
	PBT to pay-in capital %	105.53%	122.81%	118.21%	104.94%	139.63%
	Net margin (%)	2.88%	2.45%	2.47%	2.13%	2.57%
	EPS (NT\$)	8.01	8.03	8.32	7.34	10.05
Cash flow %	Cash flow ratio (%)	(1.94%)	(2.22%)	14.96%	19.71%	(4.92%)
	Cash flow adequacy ratio (%)	73.19%	46.83%	50.74%	61.71%	36.40%
	Cash reinvestment ratio (%)	(6.9%)	(3.91%)	9.24%	14.46%	(7.19%)
Leverage	Operating leverage	5.32	4.34	4.90	4.91	3.93
	Financial leverage	1.52	1.68	2.36	1.57	1.17

The reasons for all financial ratio changes within the most recent two years are as follows:

1. Interest protection: The increase in the interest protection in the current period is mainly due to the decrease in the overall loan interest rate, which reduces the amount of interest paid in the current period.
2. Cash flow ratio: Due to the impact of the pandemic, the increase in shipments at the end of the year led to an increase in the balance of accounts payable to suppliers, resulting in net cash inflows from operating activities, resulting in a relatively high cash flow ratio. As a result, the cash flow adequacy ratio continues to increase.
3. Cash reinvestment ratio: Net cash inflow from operating activities was mainly due to the significant increase in the closing balance of accounts payable last year (compared with the previous year. While the closing balance of inventory for the current period was slightly higher than that of last year, resulting in net cash outflow from operating activities. Therefore, net cash from operating activities during the current period was significantly higher than last year, and cash reinvestment ratio was higher.
4. Financial leverage: The decrease in financial leverage compared to last year was mainly due to the decrease in interest expenses during the current period.

Note: Please refer to the Formulas section below, for the formulas of items analyzed.

(2) Financial Analysis on Stand-alone Financial Statements - IFRS

Item (Note)		Year	Financial Information for the Most Recent 5 Years				
		2017	2018	2019	2020	2021	
Financial Ratio (%)	Total liabilities to total assets	66.85%	60.71%	59.06%	60.97%	58.87%	
	Long-term capital to PP&E	21965.81 %	30374.33 %	32580.22 %	4272.58%	23,283.89%	
Ability to Pay off Debt (%)	Current ratio	97.61%	98.33%	93.68%	93.41%	91.97%	
	Quick ratio	93.85%	93.67%	87.72%	88.87%	87.55%	
	Interest protection	61.57	38.03%	38.70%	39.58	69.92	
Ability to Operate	A/R turnover (times)	5.23	4.72	5.03	5.15	5.57	
	A/R turnover days	70	77	73	71	65	
	Inventory turnover (times)	33.16	33.97	31.00	32.6	43.42	
	Account payable turnover (times)	2.60	2.47	2.55	2.48	2.90	
	Days sales outstanding	11	11	12	11	8	
	Fixed assets turnover (times)	161.29	568.80	653.30	733.33	678.31	
	Total assets turnover (times)	1.01	0.90	0.93	0.96	1.09	
Earning ability	Return on assets (%)	4.56%	4.17%	3.87%	3.29%	4.23%	
	Return on equity (%)	12.83%	11.24%	9.41%	8.02%	10.41%	
	PBT to pay-in capital %	92.57%	105.02%	87.04%	82.25%	111.33%	
	Net margin (%)	4.45%	4.50%	4.05%	3.33%	3.82%	
	EPS (NT\$) (Note 1)	8.01	8.03	8.32	7.34	10.05	
Cash flow %	Cash flow ratio (%)	(3.91%)	3.14%	(5.46%)	8.60%	(11.51%)	
	Cash flow adequacy ratio (%)	132.62%	130.33%	61.93%	41.60%	(38.25%)	
	Cash reinvestment ratio (%)	(12.86%)	1.39%	(10.63%)	7.37%	(17.21%)	
Leverage	Operating leverage	1.42	1.46	3.02	1.35	1.46	
	Financial leverage	1.04	1.11	1.43	1.07	1.06	

The reasons for all financial ratio changes within the most recent two years are as follows (exempt from analysis if less than 20%):

1. Cash flow ratio: the increase in cash flow ratio was mainly due to the increase in cash inflow from operating activities during current period (accounts payable).
2. Cash flow adequacy ratio: Decrease in cash flow adequacy was mainly due to the increase in cash inflow from operating activities (increased accounts payable) and the decrease in inventories of the current period last year.
3. Cash reinvestment ratio: increase mainly due to the cash inflow from operating activities during the current period.
4. Operating leverage: decreased mainly due to the increase in operating income during the current period is greater than variable costs, and also the increase in operating net profit.
5. Financial leverage: financial leverage decreased mainly due to the increase in operating net profit and the decrease in interest expenses during the current period.

Note: Please refer to the details (1-6) below for the formulas of items analyzed

## Formula:

- (1) Financial Ratio
  1. Total liabilities to Total assets = Total liabilities / Total assets
  2. Long-term debts to fixed assets = (Net equity + Long-term debts) / Net fixed assets
- (2) Ability to Pay off Debt
  1. Current ratio = Current Assets / Current liability
  2. Quick ratio = (Current assets - Inventory - Prepaid expenses) / Current liability
  3. Interest protection = Net income before income tax and interest expense / Interest expense
- (3) Ability to Operate
  1. Account receivable (including account receivable and notes receivable from operation) turnover = Net sales / the Average of account receivable (including account receivable and notes receivable from operation) balance
  2. A/R turnover day = 365 / account receivable turnover
  3. Inventory turnover = Cost of Goods Sold / the average of inventory
  4. Account payable (including account payable and notes payable from operation) turnover = Cost of goods sold / the average of account payable (including account payable and notes payable from operation) balance
  5. Inventory turnover day = 365 / Inventory turnover
  6. Fixed assets turnover = Net sales / Net Fixed Assets
  7. Total assets turnover = Net sales / Total assets
- (4) Earning Ability
  1. Return on assets = [PAT + Interest expense × (1 - interest rate)] / the average of total assets
  2. Return on equity = PAT / the average of net equity
  3. Net income ratio = PAT / Net sales
  4. EPS = (PAT - Dividend from prefer stock) / weighted average outstanding shares
- (5) Cash Flow
  1. Cash flow ratio = Cash flow from operating activities / Current liability
  2. Cash flow adequacy ratio = Most recent 5-year Cash flow from operating activities / Most recent 5-year (Capital expenditure + the increase of inventory + cash dividend)
  3. Cash investment ratio = (Cash flow from operating activities - cash dividend) / (Gross fixed assets + long-term investment + other assets + working capital)
- (6) Leverage
  1. Operating leverage = (Net revenue - variable cost of goods sold and operating expense) / operating income
  2. Financial leverage = Operating income / (Operating income - interest expenses)

## **C. Audit Committee's Review Report**

The Board of Directors has prepared the Company's Financial Statements, 2021 Business Report and proposal for distribution of 2021 earnings. Of which, the Financial Statements have been audited by PricewaterhouseCoopers Taiwan. The Financial Statements, 2021 Business Report and proposal for distribution of 2021 earnings have been audited by us as Audit Committee of the Company. We deem no inappropriateness on these documents. Pursuant to Article 14-4 of the Securities and Exchange Act and Article 219 of the Company Act, we hereby submit this report. Please review.

**Hon Hai Precision Industry Co., Ltd.**

Chairman of the Audit Committee: James Wang

On the date of April 20, 2022

**D. 2021 Consolidated Financial Statements with Subsidiaries Audited by  
CPA**

**HON HAI PRECISION INDUSTRY CO., LTD.  
AND SUBSIDIARIES**

**CONSOLIDATED FINANCIAL STATEMENTS AND  
REPORT OF INDEPENDENT ACCOUNTANTS**

**DECEMBER 31, 2021 AND 2020**

---

For the convenience of readers and for information purpose only, the auditors' report and the accompanying financial statements have been translated into English from the original Chinese version prepared and used in the Republic of China. In the event of any discrepancy between the English version and the original Chinese version or any differences in the interpretation of the two versions, the Chinese-language auditors' report and financial statements shall prevail.



- 
- 
- 
- A. Assessed and tested the appropriateness of internal controls over cut-off of hub sales revenue for a specific period prior to and after the balance sheet date, including agreeing to respective supporting documents provided by hub custodians, and validated the proper timing of recognising movements of inventories and respective transfer of cost of goods sold.
  - B. Observed the physical count of inventory quantities held at hubs and agreed to accounting records.
-

- 
- A. Ensured consistent application of accounting policies in relation to allowance for inventory valuation losses and assessed the reasonableness of these policies.
  - B. Validated the appropriateness of system logic of inventory aging report utilised by management to ensure proper classification of inventories aged over a certain period.
  - C. Evaluated the reasonableness of inventories individually identified as obsolete or damaged by checking the related supporting documents and comparing with the information obtained from physical inventory.
  - D. Discussed with management the net realisable value of inventories aged over a certain period and individually identified as obsolete or damaged, validated respective supporting documents and reperformed the calculation.
-



- 
- A. Understanding and validating the key control procedures performed by management, including review and approval of financial budgets and assumptions.
  - B. Assessing the appropriateness of the valuation methodology used in determining the recoverable amount.
  - C. Involved valuation specialists to assess the reasonableness of the key assumptions, including expected growth rate, expected gross margin and discount rate used as follows:

- A. Identify and assess the risks of material misstatement of the consolidated financial statements, whether due to fraud or error, design and perform audit procedures responsive to those risks, and

obtain audit evidence that is sufficient and appropriate to provide a basis for our opinion. The risk of not detecting a material misstatement resulting from fraud is higher than for one resulting from error, as fraud may involve collusion, forgery, intentional omissions, misrepresentations, or the override of internal controls.

- B. Obtain an understanding of internal control relevant to the audit in order to design audit procedures that are appropriate in the circumstances, but not for the purpose of expressing an opinion on the effectiveness of the Group's internal controls.
- C. Evaluate the appropriateness of accounting policies used and the reasonableness of accounting estimates and related disclosures made by management.
- D. Conclude on the appropriateness of management's use of the going concern basis of accounting and, based on the audit evidence obtained, whether a material uncertainty exists related to events or conditions that may cast significant doubt on the Group's ability to continue as a going concern. If we conclude that a material uncertainty exists, we are required to draw attention in our report to the related disclosures in the consolidated financial statements or, if such disclosures are inadequate, to modify our opinion. Our conclusions are based on the audit evidence obtained up to the date of our report. However, future events or conditions may cause the Group to cease to continue as a going concern.
- E. Evaluate the overall presentation, structure, and content of the consolidated financial statements, including the disclosures, and whether the consolidated financial statements represent the underlying transactions and events in a manner that achieves fair presentation.
- F. Obtain sufficient appropriate audit evidence regarding the financial information of the entities or business activities within the Group to express an opinion on the consolidated financial statements. We are responsible for the direction, supervision, and performance of the group audit. We remain solely responsible for our audit opinion.






	\$	546,372,008	14	\$	446,422,100
		23,999,117	1		39,101,893
		964,015	-		2,291,221
		1,055,155,222	27		1,037,912,518
		21,022,980	-		27,680,046
		213,094,933	5		220,177,215
		26,474,025	1		24,004,318
		2,876,585	-		4,136,517
		7,364,055	-		9,058,272
		38,586,760	1		56,950,211
		61,770,571	2		48,523,000
		<u>1,997,680,271</u>	<u>51</u>		<u>1,916,257,311</u>
		226,258,790	6		201,691,563
		49,340,778	1		31,593,197
		430,648	-		407,915
		32,228,229	1		18,805,119
		18,217,030	1		20,390,740
		11,462,530	-		10,983,336
		<u>337,938,005</u>	<u>9</u>		<u>283,871,870</u>
		<u>2,335,618,276</u>	<u>60</u>		<u>2,200,129,181</u>
		138,629,906	4		138,629,906
		202,084,430	5		202,645,942
		170,755,591	4		161,043,748
		87,315,126	2		102,451,720
		871,193,344	22		779,836,380
	(	89,505,893)	( 2)	(	87,315,126)
	(	15,194)	-	(	15,194)
		1,380,457,310	35		1,297,277,376
		192,802,808	5		176,869,033
		<u>1,573,260,118</u>	<u>40</u>		<u>1,474,146,409</u>
	\$	<u>3,908,878,394</u>	<u>100</u>	\$	<u>3,674,275,590</u>

\_\_\_\_\_

	\$	5,994,173,882	100	\$	5,358,023,065	100
	(	5,632,046,836)	( 94)	(	5,055,104,342)	( 94)
		<u>362,127,046</u>	<u>6</u>		<u>302,918,723</u>	<u>6</u>
	(	30,505,863)	( 1)	(	27,243,581)	( 1)
	(	77,592,927)	( 1)	(	70,737,182)	( 1)
	(	<u>105,068,764</u>	( 2)	(	<u>94,110,512</u>	( 2)
	(	<u>213,167,554</u>	( 4)	(	<u>192,091,275</u>	( 4)
		<u>148,959,492</u>	<u>2</u>		<u>110,827,448</u>	<u>2</u>
		32,456,041	1		47,934,352	1
		15,183,191	-		11,887,533	-
		526,797	-		7,314,465	-
	(	21,958,495)	-	(	40,317,013)	-
		<u>18,404,717</u>	<u>-</u>		<u>7,825,449</u>	<u>-</u>
		<u>44,612,251</u>	<u>1</u>		<u>34,644,786</u>	<u>1</u>
		193,571,743	3		145,472,234	3
	(	<u>39,748,702</u>	<u>-</u>	(	<u>31,146,647</u>	( 1)
	\$	<u>153,823,041</u>	<u>3</u>	\$	<u>114,325,587</u>	<u>2</u>







\$ 138,629,906	\$ 199,383,371	\$ 149,512,874	\$ 60,309,927	\$ 794,615,182	(\$ 113,889,466)	\$ 11,437,746	\$ -	(\$ 15,194)	\$ 1,239,984,346	\$ 159,641,071	\$ 1,399,625,417
-	-	-	-	101,794,807	-	-	-	-	101,794,807	12,530,780	114,325,587
-	-	-	-	( 38,101)	( 10,662,513)	21,142,606	-	-	10,441,992	( 3,269,452)	7,172,540
-	-	-	-	101,756,706	( 10,662,513)	21,142,606	-	-	112,236,799	9,261,328	121,498,127
-	-	11,530,874	-	( 11,530,874)	-	-	-	-	-	-	-
-	-	-	42,141,793	( 42,141,793)	-	-	-	-	-	-	-
-	-	-	-	( 58,224,561)	-	-	-	( 58,224,561)	-	( 58,224,561)	-
-	10,032	-	-	22,673	-	-	-	-	32,705	-	32,705
-	3,252,539	-	-	( 4,452)	-	-	-	-	3,248,087	-	3,248,087
-	-	-	-	-	-	-	-	-	-	7,966,634	7,966,634
-	-	-	-	( 4,656,501)	-	4,656,501	-	-	-	-	-
\$ 138,629,906	\$ 202,645,942	\$ 161,043,748	\$ 102,451,720	\$ 779,836,380	(\$ 124,551,979)	\$ 37,236,853	\$ -	(\$ 15,194)	\$ 1,297,277,376	\$ 176,869,033	\$ 1,474,146,409
\$ 138,629,906	\$ 202,645,942	\$ 161,043,748	\$ 102,451,720	\$ 779,836,380	(\$ 124,551,979)	\$ 37,236,853	\$ -	(\$ 15,194)	\$ 1,297,277,376	\$ 176,869,033	\$ 1,474,146,409
-	-	-	-	139,320,332	-	-	-	-	139,320,332	14,502,709	153,823,041
-	-	-	-	82,277	( 21,760,979)	20,200,341	165,645	( 1,312,716)	( 2,598,986)	( 3,911,702)	( 3,911,702)
-	-	-	-	139,402,609	( 21,760,979)	20,200,341	165,645	-	138,007,616	11,903,723	149,911,339
-	-	9,711,843	-	( 9,711,843)	-	-	-	-	-	-	-
-	-	-	( 15,136,594)	15,136,594	-	-	-	-	-	-	-
-	-	-	-	( 55,451,962)	-	-	-	( 55,451,962)	-	( 55,451,962)	-
-	( 4,642,079)	-	-	1,185,792	-	-	-	( 3,456,287)	-	( 3,456,287)	-
-	3,744,555	-	-	-	-	-	-	-	3,744,555	-	3,744,555
-	-	-	-	-	-	-	-	-	-	4,030,052	4,030,052
-	-	-	-	795,774	( 795,774)	-	-	-	-	-	-
-	336,012	-	-	-	-	-	-	-	336,012	-	336,012
\$ 138,629,906	\$ 202,084,430	\$ 170,755,591	\$ 87,315,126	\$ 871,193,344	(\$ 146,312,958)	\$ 56,641,420	\$ 165,645	(\$ 15,194)	\$ 1,380,457,310	\$ 192,802,808	\$ 1,573,260,118

	\$	193,571,743	\$	145,472,234
		70,125,301		60,952,265
		5,355,858		4,161,469
		2,462,747		4,403,815
	(	658,060	)	1,705,559
		340,910		959,481
	(	1,403,856	)	873,283
	(	2,531,148	)	( 13,727,567 )
	(	18,404,717	)	( 7,825,449 )
	(	2,938,622	)	( 633,645 )
		21,802,778		40,148,900
	(	32,456,041	)	( 47,934,352 )
	(	10,255,146	)	( 4,891,042 )
		2,084,199		9,572,395
	(	872,887	)	-
	(	474,576	)	190,805
	(	222,942,664	)	83,147,102
		3,959,755		6,788,779
	(	2,486,599	)	( 5,026,811 )
	(	92,416,772	)	( 66,341,558 )
		607,091		1,231,069
		16,082,865		167,233,525
	(	6,657,066	)	( 7,829,082 )
	(	2,824,458	)	18,463,204
	(	1,237,199	)	1,449,186
	(	3,869,649	)	1,751,652
		17,057,120		9,687,771
	(	107,570	)	16,324
	(	69,086,663	)	403,999,312
	(	29,125,721	)	( 26,375,395 )
	(	98,212,384	)	377,623,917

	( \$	12,937,297 )	( \$	12,793,651 )
		895,727		14,729,300
	(	11,040,305 )		14,171,311
	(	6,841,404 )	(	7,420,291 )
		2,177,550		1,279,800
	(	6,588,694 )	(	5,150,525 )
		2,854,295		3,326,838
		3,818,959		17,101,208
		1,478,468		-
	(	8,935,061 )		-
	(	4,880,142 )	(	1,211,884 )
	(	879,654 )		-
	(	8,914,530 )	(	3,131,377 )
		1,252,721		657,350
	(	92,295,684 )	(	65,500,041 )
		7,769,102		6,104,599
		341,796		-
	(	1,193,845 )	(	1,495,068 )
		-		397,145
	(	1,009,445 )	(	541,250 )
	(	15,702,745 )	(	375,283 )
		23,298,892		10,168,019
		35,109,420		62,711,773
		139,314		1,557,802
	(	<u>92,082,562</u> )		<u>34,585,775</u>
		99,435,408		65,556,050
	(	15,129,779 )		8,549,712
		62,180,438		72,922,000
	(	40,506,000 )	(	40,199,748 )
		23,144,614		1,877,645
	(	16,526,109 )	(	12,043,607 )
		507,550		449,683
	(	10,805,466 )	(	7,701,599 )
		2,322,773		3,110,549
	(	3,292,721 )	(	2,685,915 )
		5,000,000		-
	(	26,597,352 )	(	56,728,260 )
	(	<u>55,451,962</u> )	(	<u>58,224,561</u> )
		24,281,394		25,118,051
	(	<u>7,363,452</u> )	(	<u>12,161,988</u> )
	(	173,377,004 )		374,929,653
		1,232,794,015		857,864,362
	<u>\$</u>	<u>1,059,417,011</u>	<u>\$</u>	<u>1,232,794,015</u>

\_\_\_\_\_  
\_\_\_\_\_  
\_\_\_\_\_

1. \_\_\_\_\_

under the provisions of the Company Act of the Republic of China (R.O.C.). The Company and its \_\_\_\_\_ are primarily engaged in the manufacture, sales and service of connectors, case, thermal module, wired/wireless communication products, optical products, power supply modules, and assemblies for use in the IT, communications, automotive equipment, precision molding, automobile, and consumer electronics industrie

2. \_\_\_\_\_

These consolidated financial statements were authorized for issuance by the Board of Directors on March 23, 2022

3. \_\_\_\_\_

(1) \_\_\_\_\_

New standards, interpretations and amendments endorsed by the FSC effective from 2021 are as follows

<u>New Standards, Interpretations and Amendments</u>	<u>Effective date by International Accounting Standards Board</u>
Amendments to IFRS 4, Extension of the temporary exemption from applying IFRS 9	January 1, 2021
Amendments to IFRS 9, IAS 39, IFRS 7, IFRS 4 and IFRS 16, Interest Rate Benchmark Reform Phase 2	January 1, 2021
Amendment to IFRS 16, Covid-19-related rent concessions beyond 30 June 2021	April 1, 2021 (Note)

Note: Earlier application from January 1, 2021 is allowed by the FSC.

and financial performance based on the G

(2) \_\_\_\_\_

\_\_\_\_\_

New Standards, Interpretations and Amendments	Effective date by International Accounting Standards Board
Amendments to IFRS 3, Reference to the conceptual framework	January 1, 2022
Amendments to IAS 16, Property, plant and equipment: proceeds before intended use	January 1, 2022
Amendments to IAS 37, Onerous contracts cost of fulfilling a contract	January 1, 2022
Annual improvements to IFRS Standards 2018-2020	January 1, 2022

The above standards and

- (3) \_\_\_\_\_  
 New standards, interpretations and amendments issued by IASB but not yet included in the IFRSs as endorsed by the FSC are as follows

New Standards, Interpretations and Amendments	Effective date by International Accounting Standards Board
Amendments to IFRS 10 and IAS 28, Sale or contribution of assets between an investor and its associate or joint venture	To be determined by International Accounting Standards Board
IFRS 17, Insurance contracts	January 1, 2023
Amendments to IFRS 17, 'Insurance contracts'	January 1, 2023
Amendment to IFRS 17, 'Initial application of IFRS 17 and IFRS 9 comparative information'	January 1, 2023
Amendments to IAS 1, Classification of liabilities as current or non-current	January 1, 2023
Amendments to IAS 1, Disclosure of accounting policies	January 1, 2023
Amendments to IAS 8, Definition of accounting estimates	January 1, 2023
Amendments to IAS 12, Deferred tax related to assets and liabilities arising from a single transaction	January 1, 2023

assessment

4. \_\_\_\_\_  
 Unless otherwise stated, the principal accounting policies applied in the preparation of these consolidated financial statements set out below have been consistently applied to all the periods presented.

- (1) \_\_\_\_\_  
 The consolidated financial statements of the Group have been prepared in accordance with the Financial Reporting Standards, International Accounting Standards, IFRIC Interpretations, and SIC

(2) \_\_\_\_\_

A. Except for the following items, these consolidated financial statements have been prepared under the historical cost convention

Financial assets and financial liabilities (including derivative instruments) at fair value through profit or loss.

Financial assets at fair value through other comprehensive income.

Defined benefit liabilities recognised based on the net amount of pension fund assets less present value of defined benefit obligation.

B. The preparation of financial statements in conformity with IFRSs requires the use of certain critical accounting estimates. It also requires management to exercise its judgement in the process

complexity, or areas where assumptions and estimates are significant to the consolidated financial statements are disclosed in Note 5

(3) \_\_\_\_\_

A.

(a)

all entities (including structured entities) controlled by the Group. The Group controls an entity when the Group is exposed, or has rights, to variable returns from its involvement with the entity and has the ability to affect those returns through its power over the entity. Consolidation of subsidiaries begins from the date the Group obtains control of the subsidiaries and ceases when the Group loses control of the subsidiaries.

(b) Inter-company transactions, balances and unrealised gains or losses on transactions between companies within the Group are eliminated. Accounting policies of subsidiaries have been adjusted where necessary to ensure consistency with the policies adopted by the Group.

(c) Profit or loss and each component of other comprehensive income are attributed to the owners of the parent and to the non-controlling interests. Total comprehensive income is attributed to the owners of the parent and to the non-controlling interests even if this results in the non-controlling interests having a deficit balance.

(d) Partnership interest in a subsidiary that do not result in the parent losing control of the subsidiary (transactions with non-controlling interests) are accounted for as equity transactions, i.e. transactions with owners in their capacity as owners. Any difference between the amount by which the non-controlling interests are adjusted and the fair value of the consideration paid or received is recognised directly in equity.

(e) When the Group loses control of a subsidiary, the Group remeasures any investment retained in the former subsidiary at its fair value. That fair value is regarded as the fair value on initial recognition of a financial asset or the cost on initial recognition of the associate or joint venture. Any difference between fair value and carrying amount is recognised in profit or loss. All

amounts previously recognised in other comprehensive income in relation to the subsidiary should be reclassified from equity to profit or loss or transferred to another category of equity as specified by applicable IFRSs.

B.

Investor	Subsidiary	Main Business Activities	Ownership (%)		Note
			December 31, 2021	December 31, 2020	
Hon Hai Precision Industry Co., Ltd.	Foxconn (Far East) Limited and subsidiaries	Investment holdings in companies in Mainland China, Hong Kong, Europe and America primarily engaged in manufacturing, sale, research and development of computer cases, connectors and computer components	100	100	(b) (c) (e) (f) (g) (h)
"	Foxconn Holding Ltd. and subsidiaries	Investment holdings in hi-tech companies in Asia-Pacific and America	100	100	
"	Hyield Venture Capital Co., Ltd. and subsidiaries	Venture capital investments and provides planning, advisory and business operation and management services; its investees are primarily engaged in manufacturing and sale of computer terminal monitors and related components, data storage and processing equipment	100	100	
"	Bao Shin International Investment Co., Ltd. and subsidiaries	Domestic investments in companies primarily engaged in manufacturing of computer terminal monitors and related components and computers and peripheral equipment	100	100	

Investor	Subsidiary	Main Business Activities	Ownership (%)		Note
			December 31, 2021	December 31, 2020	
Hon Hai Precision Industry Co., Ltd.	Hon Yuan International Investment Co., Ltd. and subsidiaries	Domestic investments in companies primarily engaged in manufacturing of computer terminal monitors and related components and integrated circuit design	100	100	
"	Hon Chi International Investment Co., Ltd. and subsidiaries	Domestic investments in companies primarily engaged in manufacturing of computer terminal monitors and related components and integrated circuit design	100	100	
"	Lin Yih International Investment Co., Ltd. and subsidiaries	Domestic investments in companies primarily engaged in providing FTTH broadband rental service, researching and manufacturing of routers	100	100	
"	Hon Hai/Foxconn Logistics California LLC.	Logistics services in America	100	100	
"	Hon Hai/Foxconn Logistics Texas LLC.	Logistics services in America	100	100	
"	Ambit International Ltd. and subsidiaries	Investment holdings in companies in Mainland China primarily engaged in manufacturing and sale of power supply modules, application modules and network cables assemblies	100	100	



Investor	Subsidiary	Main Business Activities	Ownership (%)		Note
			December 31, 2021	December 31, 2020	
Hon Hai Precision Industry Co., Ltd.	Foxconn Singapore (Pte) Ltd. and subsidiaries	Asia-Pacific sales company and development of educational technology	100	100	
"	Foxconn International Inc.	Patent applications in America	100	100	
"	Altus Technology Inc.	Leasing services	100	100	
"	Premier Image Technology -Hong Kong Limited and subsidiaries	Investment holdings in companies in Mainland China, primarily engaged in manufacturing and trading of portable cameras	99.96	99.96	
"	Foxconn SA B.V. and subsidiaries	Investment holdings in Russian domestic sales companies	100	100	
"	Margini Holdings Limited and subsidiaries	Investment holdings in Vietnam export processing and construction services companies and Brazil domestic sales companies	100	100	
"	Hong Jin Chang Holdings Co., Ltd. -Hong Kong	Investment holdings and reinvestment in businesses relating to robots, automatic equipment, moulds, parts, accessories and corresponding services	100	100	
"	Foxconn Holdings B.V. - Netherlands and subsidiaries	Investment holdings in companies in Europe	100	100	

Investor	Subsidiary	Main Business Activities	Ownership (%)		Note
			December 31, 2021	December 31, 2020	
Hon Hai Precision Industry Co., Ltd.	Syntrend Creative Park Co., Ltd.	Retail of office machinery and equipment and electronic appliances, and information/software services	74.80	74.80	
"	Perobot Co., Ltd.	Sale, software development, repair services, after-sale services and rental services of robots	100	100	
"	ECMMS Precision Singapore Pte. Ltd.	Manufacturing and sales of computers and data processing equipment	100	100	
"	Fenix Industria De Electronicos Ltda.	Manufacturing WIFI cards and modules	100	100	
"	Foxconn MOEBG Industria De Eletronicos Ltda.-Brazil	CFTV, DVR, bluetooth module, set-top box and optical network terminal	100	100	
"	Asia Pacific Telecom Co., Ltd.	Telecom industry, storage of data and manufacturing of wire or wireless communication, installation of computer and satellite TV channels and telecom-related business, and providing 3rd-Generation of mobile phone services	36.02	40.74	

Investor	Subsidiary	Main Business Activities	Ownership (%)		Note
			December 31, 2021	December 31, 2020	
Hon Hai Precision Industry Co., Ltd.	Foxtron Vehicle Technologies Co., Ltd.	Complete electric vehicles design and development, including technical authorisation and transfer. Also offering complete solutions for autonomous driving systems, new energy power and IoV systems	51	51	(a)
"	Socle Technology Corporation	Design, manufacture and sale of electronic components and software	100	100	
"	Hon Young Semiconductor Corporation	Design, manufacture and sale of electronic components and software	100	-	(d)

The Group established Foxtron Vehicle Technologies Co., Ltd. with Hua-Chuang Automobile - November 6, 2020. Hua-Chuang contributed assets with value of \$7,542,000 as capital, while the Group contributed cash of \$7,850,321 as capital and owned 51% equity interest. It was included in the consolidated financial statements since the setup date.

100% subsidiary, LanKao YuDe Environment Material Technology Inc., due to reorganization in the first quarter of 2021. Lankao YuFu Precision Technology Co., Ltd. was the surviving company.

(c) The Group sold 33.13% Class A shares of Cybertan Technology Corporation in the second quarter of 2021 in order to indirectly dispose the Mainland China investee, Fuyu Properties (Shanghai) Co., Ltd. As the Group lost control over Cybertan Technology Corporation, the Group remeasured any investment retained in the investee at its fair value. The fair value amounting to \$2,231,300 was regarded as the cost on initial recognition of an investment in the associate, and a gain on disposal amounting to \$759,188 was recognised.

(d) -owned subsidiary newly established on September 24, 2021.

Foxconn Interconnect Technology

Board of Directors of FIT in August 2021. Fortinet subscribed new preference shares of Linksys for a consideration of USD 85 million and acquired additional 18% equity interest in Linksys. All conditions precedent in the share purchase agreement were satisfied and the closing took place on September 25, 2021. As of September 25, 2021, shareholding ratio in Linksys decreased to 49% while Fortinet held a 51% equity interest in Linksys. As a result, the Group lost control over Linksys and was not anymore included in the consolidated financial statements. A gain on deemed disposal amounting to \$144,167 was recognised at the date when control was lost. Also, the Group remeasured any investment retained in the investee at its fair value. That fair value amounting to \$4,350,850 was regarded as the cost on initial recognition of an investment in the associate.

- (g) Foxconn Interconnect Technology Limited, a subsidiary of the Group, issued 175,787 thousand new shares to acquire a 100% equity interest in Sound Legend Limited and its subsidiaries in October 2021. The acquirees have been included in the consolidated financial statements since the acquisition date.

-owned subsidiary of FIH Mobile Limited, entered into a joint venture

whereby Stellantis acquired a 50% equity interest in Mobile Drive for a consideration of USD 40 million, and FIH Mobile Limited and its subsidiaries transferred part of its assets and liabilities to Mobile Drive for the remaining 50% equity interest. The closing of the joint venture agreement took place on December 31, 2021. As of December 31, 2021, the Group lost control over Mobile Drive and was not anymore included in the consolidated financial statements. A gain on deemed disposal amounting to \$977,969 was recognised at the date when control was lost. Also, the Group remeasured the remaining 50% equity interest at its fair value. The fair value amounting to \$1,107,200 was regarded as the cost on initial recognition of an investment in the associate or joint venture.

- C. Subsidiaries not included in the consolidated financial statements
- D. Adjustments for subsidiaries with different balance sheet dates
- E.
- F. Subsidiaries that have non-controlling interests that are material to the Group

The information on non-controlling interest and respective subsidiaries are as follows

Name of subsidiary	Principal place of business	Non-controlling interest		Non-controlling interest		Description
		December 31, 2021		December 31, 2020		
		Amount	Ownership %	Amount	Ownership %	
FIH Mobile Limited	Cayman	\$ 21,848,824	37%	\$ 22,199,143	38%	
Foxconn Ventures Pte. Ltd.	Singapore	24,232,208	46%	23,229,225	46%	
Foxconn Interconnect Technology Limited	Cayman	18,134,896	27%	15,483,980	25%	
Foxconn Industrial Internet Co., Ltd.	China	82,940,552	16%	72,472,774	16%	
Asia Pacific Telecom Co., Ltd.	Taiwan	<u>20,254,098</u>	64%	<u>18,972,448</u>	59%	
		<u>\$167,410,578</u>		<u>\$152,357,570</u>		

Summarised financial information of the subsidiary:

Balance sheets

	FIH Mobile Limited	
	December 31, 2021	December 31, 2020
Current assets	\$ 131,508,372	\$ 135,501,090
Non-current assets	34,009,475	36,292,395
Current liabilities	( 104,582,929)	( 111,336,542)
Non-current liabilities	( 944,912)	( 1,159,695)
Total net assets	<u>\$ 59,990,006</u>	<u>\$ 59,297,248</u>
	Foxconn Interconnect Technology Limited	
	December 31, 2021	December 31, 2020
Current assets	\$ 83,977,909	\$ 81,114,425
Non-current assets	54,606,550	51,002,668
Current liabilities	( 53,621,059)	( 50,978,118)
Non-current liabilities	( 18,653,663)	( 18,756,900)
Total net assets	<u>\$ 66,309,737</u>	<u>\$ 62,382,075</u>
	Foxconn Ventures Pte. Ltd.	
	December 31, 2021	December 31, 2020
Current assets	\$ 31,119,029	\$ 26,545,134
Non-current assets	22,142,180	24,903,894
Current liabilities	( 3,608)	( 4,025)
Total net assets	<u>\$ 53,257,601</u>	<u>\$ 51,445,003</u>

Foxconn Industrial Internet Co., Ltd.		
	December 31, 2021	December 31, 2020
Current assets	\$ 1,078,758,555	\$ 932,125,404
Non-current assets	84,233,218	62,506,190
Current liabilities	( 615,401,243)	( 528,560,676)
Non-current liabilities	( 25,221,357)	( 10,377,869)
Total net assets	<u>\$ 522,369,173</u>	<u>\$ 455,693,049</u>

Asia Pacific Telecom Co., Ltd.		
	December 31, 2021	December 31, 2020
Current assets	\$ 3,735,274	\$ 8,171,700
Non-current assets	41,923,322	31,504,947
Current liabilities	( 10,614,860)	( 6,974,568)
Non-current liabilities	( 5,660,621)	( 2,962,107)
Total net assets	<u>\$ 29,383,115</u>	<u>\$ 29,739,972</u>

Statements of comprehensive income (loss)

FIH Mobile Limited		
	Years ended December 31,	
	2021	2020
Revenue and other operating revenue	\$ 250,449,174	\$ 274,842,128
Profit (loss) for the year from continuing operations	1,580,408	( 5,136,859)
Other comprehensive income, net of tax	1,286,387	4,883,944
Total comprehensive income (loss) for the year	<u>\$ 2,866,795</u>	<u>(\$ 252,915)</u>
Comprehensive income (loss) attributable to non-controlling interest	<u>\$ 1,040,796</u>	<u>(\$ 195,740)</u>
Dividends paid to non-controlling interest	<u>\$ -</u>	<u>\$ -</u>

Foxconn Interconnect Technology Limited		
	Years ended December 31,	
	2021	2020
Revenue and other operating revenue	\$ 121,671,014	\$ 126,032,636
Profit for the year from continuing operations	3,831,292	1,257,219
Other comprehensive income, net of tax	916,291	2,082,995
Total comprehensive income for the year	<u>\$ 4,747,583</u>	<u>\$ 3,340,214</u>
Comprehensive income attributable to non-controlling interest	<u>\$ 1,307,600</u>	<u>\$ 900,428</u>
Dividends paid to non-controlling interest	<u>\$ -</u>	<u>\$ -</u>

Foxconn Ventures Pte. Ltd.		
Years ended December 31,		
	2021	2020
Revenue and other operating revenue	\$ -	\$ -
Profit for the year from continuing operations	3,733,804	10,632,011
Other comprehensive loss, net of tax	(85,383)	(2,303,007)
Total comprehensive income for the year	<u>\$ 3,648,421</u>	<u>\$ 8,329,004</u>
Comprehensive income attributable to non-controlling interest	<u>\$ 1,660,032</u>	<u>\$ 3,789,697</u>
Dividends paid to non-controlling interest	<u>\$ -</u>	<u>\$ -</u>
Foxconn Industrial Internet Co., Ltd.		
Years ended December 31,		
	2021	2020
Revenue and other operating revenue	\$ 1,906,776,870	\$ 1,846,851,234
Profit for the year from continuing operations	86,546,404	74,980,558
Other comprehensive loss, net of tax	(2,019,594)	(37,959)
Total comprehensive income for the year	<u>\$ 84,526,810</u>	<u>\$ 74,942,599</u>
Comprehensive income attributable to non-controlling interest	<u>\$ 13,434,187</u>	<u>\$ 11,792,663</u>
Dividends paid to non-controlling interest	<u>\$ 3,292,721</u>	<u>\$ 2,685,915</u>
Asia Pacific Telecom Co., Ltd.		
Years ended December 31,		
	2021	2020
Revenue and other operating revenue	\$ 12,646,665	\$ 13,587,443
Loss for the year from continuing operations	(5,374,141)	(5,819,980)
Other comprehensive income, net of tax	16,998	858
Total comprehensive loss for the year	<u>(\$ 5,357,143)</u>	<u>(\$ 5,819,122)</u>
Comprehensive loss attributable to non-controlling interest	<u>(\$ 3,250,027)</u>	<u>(\$ 3,669,850)</u>
Dividends paid to non-controlling interest	<u>\$ -</u>	<u>\$ -</u>

Statements of cash flows

	FIH Mobile Limited	
	Years ended December 31,	
	2021	2020
Net cash provided by (used in) operating activities	\$ 7,879,437	(\$ 17,603,061)
Net cash (used in) provided by investing activities	( 2,440,735)	14,737,118
Net cash (used in) provided by financing activities	( 3,105,805)	7,932,819
Effect of exchange rates on cash and cash equivalents	618,993	1,599,237
Increase in cash and cash equivalents	<u>2,951,890</u>	<u>6,666,113</u>
Cash and cash equivalents, beginning of year	49,839,089	46,079,951
Cash and cash equivalents, end of year	<u>\$ 52,790,979</u>	<u>\$ 52,746,064</u>
	Foxconn Interconnect Technology Limited	
	Years ended December 31,	
	2021	2020
Net cash provided by operating activities	\$ 2,377,937	\$ 3,400,496
Net cash used in investing activities	( 6,113,379)	( 10,507,921)
Net cash provided by financing activities	3,310,138	2,105,467
Effect of exchange rates on cash and cash equivalents	518,717	1,413,507
Increase (decrease) in cash and cash equivalents	<u>93,413</u>	<u>( 3,588,451)</u>
Cash and cash equivalents, beginning of year	21,458,797	25,407,321
Cash and cash equivalents, end of year	<u>\$ 21,552,210</u>	<u>\$ 21,818,870</u>
	Foxconn Ventures Pte. Ltd.	
	Years ended December 31,	
	2021	2020
Net cash provided by operating activities	\$ 15,159	\$ 82,297
Net cash provided by investing activities	5,367,802	12,167,737
Net cash provided by financing activities	-	-
Effect of exchange rates on cash and cash equivalents	-	-
Increase in cash and cash equivalents	<u>5,382,961</u>	<u>12,250,034</u>
Cash and cash equivalents, beginning of year	26,100,973	15,425,649
Cash and cash equivalents, end of year	<u>\$ 31,483,934</u>	<u>\$ 27,675,683</u>



		Foxconn Industrial Internet Co., Ltd.	
		Years ended December 31,	
		2021	2020
Net cash provided by operating activities	\$	37,903,091	\$ 32,943,047
Net cash used in investing activities	(	30,844,367)	( 27,659,807)
Net cash provided by financing activities		20,706,262	34,921,791
Effect of exchange rates on cash and cash equivalents	(	2,663,560)	( 2,860,756)
Increase in cash and cash equivalents		25,101,426	37,344,275
Cash and cash equivalents, beginning of year		327,103,839	283,994,561
Cash and cash equivalents, end of year	\$	352,205,265	\$ 321,338,836
		Asia Pacific Telecom Co., Ltd.	
		Years ended December 31,	
		2021	2020
Net cash (used in) provided by operating activities	(\$	61,176)	\$ 1,107,170
Net cash used in investing activities	(	14,265,561)	( 1,094,815)
Net cash provided by (used in) financing activities		9,159,018	( 2,344,696)
Effect of exchange rates on cash and cash equivalents		-	30
Decrease in cash and cash equivalents	(	5,167,719)	( 2,332,311)
Cash and cash equivalents, beginning of year		5,871,722	8,204,093
Cash and cash equivalents, end of year	\$	704,003	\$ 5,871,782

Note: The summarised financial information of the subsidiaries stated above were based on each subgroup's consolidated balance sheets, consolidated statements of comprehensive income and consolidated statements of cash flows in the presentation currencies of their own and translated into New Taiwan Dollars at the closing exchange rate at the corresponding balance sheet date and average exchange rates of the corresponding period, respectively.

(4) \_\_\_\_\_

A. The consolidated financial statements are presented in New Taiwan Dollars, which is the tation currency.

B.

(a) Foreign currency transactions are translated into the functional currency using the exchange rates prevailing at the dates of the transactions or valuation where items are remeasured. Foreign exchange gains and losses resulting from the settlement of such transactions are recognised in profit or loss in the period in which they arise, except when deferred in other comprehensive income as qualifying cash flow hedges and qualifying net investment hedges.

- (b) Monetary assets and liabilities denominated in foreign currencies at the period end are re-translated at the exchange rates prevailing at the balance sheet date. Exchange differences arising upon re-translation at the balance sheet date are recognised in profit or loss
- (c) Non-monetary assets and liabilities denominated in foreign currencies held at fair value through profit or loss are re-translated at the exchange rates prevailing at the balance sheet date; their translation differences are recognised in profit or loss. Non-monetary assets and liabilities denominated in foreign currencies held at fair value through other comprehensive income are re-translated at the exchange rates prevailing at the balance sheet date; their translation differences are recognised in other comprehensive income. However, non-monetary assets and liabilities denominated in foreign currencies that are not measured at fair value are translated using the historical exchange rates at the dates of the initial transactions
- (d) All foreign exchange gains and losses are presented in the statement of comprehensive income

C.

- (a) The operating results and financial position of all the group entities and associates that have a functional currency different from the presentation currency are translated into the presentation currency as follows:
  - i.
  - ii.
  - iii.
- (b) When the foreign operation of an associate is partially disposed of or sold, exchange differences that were recorded in other comprehensive income are proportionately reclassified to profit or loss as part of the gain or loss on sale. In addition, if the Group still retains partial interest in the former foreign associate after losing significant influence over the former foreign associate, such transactions should be accounted for as disposal of all interest in these foreign operations.
- (c) When the foreign operation partially disposed of or sold is a subsidiary, cumulative exchange differences that were recorded in other comprehensive income are proportionately transferred to the non-controlling interest in this foreign operation. In addition, even when the Group retains partial interest in the former foreign subsidiary after losing control of the former foreign subsidiary, such transactions should be accounted for as disposal of all interest in the foreign operation.
- (d) Goodwill and fair value adjustments arising on the acquisition of a foreign entity are treated as assets and liabilities of the foreign entity and translated at the closing exchange rates at the balance sheet date.

- (5) \_\_\_\_\_
- A. Assets that meet one of the following criteria are classified as current assets; otherwise they are classified as non-current assets
- (a)
  - (b)
  - (c)
  - (d) Cash and cash equivalents, excluding restricted cash and cash equivalents and those that are to be exchanged or used to settle liabilities more than twelve months after the balance sheet date
- B. Liabilities that meet one of the following criteria are classified as current liabilities; otherwise they are classified as non-current liabilities
- (a) Liabilities that are expected to be settled within the normal operating cycle
  - (b) Liabilities arising mainly from trading activities
  - (c) Liabilities that are to be settled within twelve months from the balance sheet date
  - (d) Liabilities for which the repayment date cannot be extended unconditionally to more than twelve months after the balance sheet date. Terms of a liability that could, at the option of the counterparty, result in its settlement by the issue of equity instruments do not affect its classification

(6) \_\_\_\_\_

Cash equivalents refer to short-term, highly liquid investments that are readily convertible to known amounts of cash and which are subject to an insignificant risk of changes in value. Time deposits that meet the above criteria and are held for the purpose of meeting short-term cash commitment in operations are classified as cash equivalents

- (7) \_\_\_\_\_
- A. Financial assets at fair value through profit or loss are financial assets that are not measured at amortised cost or fair value through other comprehensive income
  - B. On a regular way purchase or sale basis, financial assets at fair value through profit or loss are recognised and derecognised using trade date accounting
  - C. At initial recognition, the Group measures the financial assets at fair value and recognises the transaction costs in profit or loss. The Group subsequently measures the financial assets at fair value, and recognises the gain or loss in profit or loss
  - D. The Group recognises the dividend income when the right to receive payment is established, future economic benefits associated with the dividend will flow to the Group and the amount of the dividend can be measured reliably.

(8) financial assets at fair value through other comprehensive income

Financial assets at fair value through other comprehensive income comprise equity securities which are not held for trading, and for which the Group has made an irrevocable election at initial

recognition to recognise changes in fair value in other comprehensive income and debt instruments which meet all of the following criteria

On a regular way purchase or sale basis, financial assets at fair value through other comprehensive income are recognised and derecognised using trade date accounting

At initial recognition, the Group measures the financial assets at fair value plus transaction costs.

The Group subsequently measures the financial assets at fair value

The changes in fair value of equity investments that were recognised in other comprehensive income are reclassified to retained earnings and are not reclassified to profit or loss following the derecognition of the investment. Dividends are recognised as dividend income when the right to receive payment is established, future economic benefits associated with the dividend will flow to the Group and the amount of the dividend can be measured reliably.

- ( ) Except for the recognition of impairment loss, interest income and gain or loss on foreign exchange which are recognised in profit or loss, the changes in fair value of debt instruments are taken through other comprehensive income. When the financial asset is derecognised, the cumulative gain or loss previously recognised in other comprehensive income is reclassified from equity to profit or loss

(9) Financial assets at amortised cost

Financial assets at amortised cost are those that meet all of the following criteria

On a regular way purchase or sale basis, financial assets at amortised cost are recognised and derecognised using trade date accounting

At initial recognition, the Group measures the financial assets at fair value plus transaction costs.

Interest income from these financial assets is included in finance income using the effective interest method. A gain or loss is recognised in profit or loss when the asset is derecognised or impaired

period and are measured at initial investment amount as the effect of discounting is immaterial

(10) Accounts and notes receivable

Accounts and notes receivable entitle the Group a legal right to receive consideration in exchange for transferred goods or rendered services

The short-term accounts and notes receivable without bearing interest are subsequently measured at initial invoice amount as the effect of discounting is immaterial

factored is for the purpose of receiving contract cash flow and selling, and the accounts receivable are subsequently

measured at fair value, with any changes in fair value recognised in other comprehensive income.

(11) Impairment of financial assets

For debt instruments measured at fair value through other comprehensive income and financial assets at amortised cost including accounts receivable that have a significant financing component, at each reporting date, the Group recognises the impairment provision for 12 months expected credit losses if there has not been a significant increase in credit risk since initial recognition or recognises the impairment provision for the lifetime expected credit losses (ECLs) if such credit risk has increased since initial recognition after taking into consideration all reasonable and verifiable information that includes forecasts. On the other hand, for accounts receivable or contract assets that do not contain a significant financing component, the Group recognises the impairment provision for lifetime ECLs

(12) Derecognition of financial assets

The Group derecognises a financial asset when one of the following conditions is met:

- A. The contractual rights to receive the cash flows from the financial asset expire
- B. The contractual rights to receive cash flows of the financial asset have been transferred and the Group has transferred substantially all risks and rewards of ownership of the financial asset
- C. The contractual rights to receive cash flows of the financial asset have been transferred; and the Group has not retained control of the financial asset

(13) Leasing arrangement (lessor) – Lease receivables / Operating leases

- A. Based on the terms of a lease contract, a lease is classified as a finance lease if the lessee assumes substantially all the risks and rewards incidental to ownership of the leased asset.

B. Lease income from an operating lease (net of any incentives given to the lessee) is recognised in profit or loss on a straight-line basis over the lease term.

(14) Inventories

Inventories are stated at the lower of cost and net realisable value. Cost is determined using the weighted-average cost method. The cost of finished goods and work in process comprises raw materials, direct labour, other direct costs and related production overheads (allocated based on normal operating capacity). It excludes borrowing costs. The item by item approach is used in applying the lower of cost and net realisable value. Net realisable value is the estimated selling price

in the ordinary course of business, less the estimated cost of completion and applicable variable selling expense.

(15) Investments accounted for under the equity method / associates

A. Associates are all entities over which the Group has significant influence but not control. In general, it is presumed that the investor has significant influence, if an investor holds, directly or indirectly 20 percent or more of the voting power of the investee. Investments in associates are accounted for using the equity method and are initially recognised at cost

B. The -acquisition profits or losses is recognised in profit or loss, and its share of post-acquisition movements in other comprehensive income is recognised an associate equals or exceeds its interest in the associate, including any other unsecured receivables, the Group does not recognise further losses, unless it has incurred legal or constructive obligations or made payments on behalf of the associate

C. When

associate, the Group recognises change in ownership interests in the as in proportion to its ownership

D. Unrealised gains on transactions between the Group and its associates are eliminated to the transaction provides evidence of an impairment of the asset transferred. Accounting policies of associates have been adjusted where necessary to ensure consistency with the policies adopted by the Group

E. In the case that an associate issues new shares and the Group does not subscribe or acquire new

ownership percentage of the associate, in addition to the above adjustment, the amounts previously recognised in other comprehensive income in relation to the associate are reclassified to profit or loss proportionately on the same basis as would be required if the relevant assets or liabilities were disposed of

F. Upon loss of significant influence over an associate, the Group remeasures any investment retained in the former associate at its fair value. Any difference between fair value and carrying amount is recognised in profit or loss

G. When the Group disposes its investment in an associate and loses significant influence over this associate, the amounts previously recognised in other comprehensive income in relation to the associate are reclassified to profit or loss, on the same basis as would be required if the relevant assets or liabilities were disposed of. If it retains significant influence over this associate, the

amounts previously recognised in other comprehensive income in relation to the associate are reclassified to profit or loss proportionately in accordance with the aforementioned approach

- H. When the Group disposes its investment in an associate and loses significant influence over this associate, the amounts previously recognised as capital surplus in relation to the associate are transferred to profit or loss. If it retains significant influence over this associate, the amounts previously recognised as capital surplus in relation to the associate are transferred to profit or loss proportionately

(16) Property, plant and equipment

- A. Property, plant and equipment are initially recorded at cost. Borrowing costs incurred during the construction period are capitalised

- B. as appropriate, only when it is probable that future economic benefits associated with the item will flow to the Group and the cost of the item can be measured reliably. The carrying amount of the replaced part is derecognised. All other repairs and maintenance are charged to profit or loss during the financial period in which they are incurred

- C. While land is not depreciated, other property, plant and equipment that apply cost model are depreciated using the straight-line method to allocate their cost over their estimated useful lives. Each component of property, plant and equipment that is significant in relation to the total cost of the item is depreciated separately

- D. appropriate, at each financial year- ual values and useful

benefits embodied in the assets have changed significantly, any change is accounted for as a g Policies, Changes in Accounting Estimates and

The estimated useful lives of property, plant and equipment are as follows:

(17) Leasing arrangements (lessee) right-of-use assets / lease liabilities

Leases are recognised as a right-of-use asset and a corresponding lease liability at the date at which the leased asset is available for use by the Group. For short-term leases or leases of low-value assets, lease payments are recognised as an expense on a straight-line basis over the lease term

Lease liabilities include the net present value of the remaining lease payments at the commencement date, discounted using the incremental borrowing interest rate. Lease payments

are comprised of the following

Fixed payments, less any lease incentives receivable

Variable lease payments that depend on an index or a rate

Amounts expected to be payable by the lessee under residual value guarantees

The exercise price of a purchase option, if the lessee is reasonably certain to exercise that option; and

Payments of penalties for terminating the lease, if the lease term reflects the lessee exercising that option.

The Group subsequently measures the lease liability at amortised cost using the interest method and recognises interest expense over the lease term. The lease liability is remeasured and the amount of remeasurement is recognised as an adjustment to the right-of-use asset when there are changes in the lease term or lease payments and such changes do not arise from contract modifications.

At the commencement date, the right-of-use asset is stated at cost comprising the following:

The amount of the initial measurement of lease liability

Any lease payments made at or before the commencement date

Any initial direct costs incurred by the lessee; and

An estimate of costs to be incurred by the lessee in dismantling and removing the underlying asset, restoring the site on which it is located or restoring the underlying asset to the condition required by the terms and conditions of the lease

The right-of-use asset is measured subsequently using the cost model and is depreciated from the

When the lease liability is remeasured, the amount of remeasurement is recognised as an adjustment to the right-of-use asset.

For lease modifications that decrease the scope of the lease, the lessee shall decrease the carrying amount of the right-of-use asset to reflect the partial or full termination of the lease, and recognise the difference between remeasured lease liability in profit or loss.

(18) Investment property

An investment property is stated initially at its cost and measured subsequently using the cost model. Investment property is depreciated on a straight-line basis over its estimated useful life of 6 to 51 years.

(19) \_\_\_\_\_

is amortised on a straight-line basis over its estimated useful life of 3 to 20 years

Goodwill is generated by adopting the acquisition method when merger and acquisition occurs.

Patent is amortised on a straight-line basis over its estimated useful life of 2 to 20 years.

D. The developed technologies are obtained from business combination. They are included application technology such as home networking, Internet of Things, model platforms and electric vehicle power systems. Part of the developed technologies are available for use and be



amortised on a straight-line basis over its estimated useful life of 4 to 10 years. The remaining is the developed technologies that is not yet available for use, will be amortised from the date it is available for use on a straight-line basis over its estimated useful life of 7 years.

- E. Customer relationship and Supplier relationship are obtained as a result of a business combination, and are amortised on a straight-line basis over its estimated life of 15 to 16 years.

Software is stated initially at its costs and is amortised on a straight-line basis over its estimated useful life of 3 to 10 years.

Concession obtained individually is stated initially at its costs and is amortised on a straight-line basis over its useful life of 15 to 16 years.

(20) \_\_\_\_\_

The Group assesses at each balance sheet date the recoverable amounts of those assets where there is an indication that they are impaired. An impairment loss is recognised for the amount by which the carrying amount exceeds the recoverable amount. The recoverable amount is

the maximum of the fair value less costs of disposal and the value in use. In circumstances or reasons for recognising impairment loss for an asset in prior periods no longer exist or diminish, the impairment loss is reversed. The increased carrying amount due to reversal should not be more than what the depreciated or amortised historical cost would have been if the impairment had not been recognised.

The recoverable amount of goodwill shall be evaluated annually. An impairment is recognised when recoverable amount is lower than carrying amount. Impairment loss should not be reversed in the future.

For the purpose of impairment testing, goodwill acquired in a business combination is allocated to each of the cash-generating units, or groups of cash-generating units, that is/are expected to benefit from the synergies of the business combination. Each unit or group of units to which the goodwill is allocated represents the lowest level within the entity at which the goodwill is monitored for internal management purposes. Goodwill is monitored at the operating segment level.

(21) \_\_\_\_\_

Borrowings comprise long-term and short-term bank borrowings. Borrowings are recognised initially at fair value, net of transaction costs incurred. Borrowings are subsequently stated at amortised cost; any difference between the proceeds (net of transaction costs) and the redemption value is recognised in profit or loss over the period of the borrowings using the effective interest method.

(22) \_\_\_\_\_

Accounts payable are liabilities for purchases of raw materials, goods or services and notes payable are those resulting from operating and non-operating activities.

The short-term notes and accounts payable without bearing interest are subsequently measured at initial invoice amount as the effect of discounting is immaterial.

(23)

Financial liabilities are classified in this category of held for trading if acquired principally for the purpose of repurchasing in the short-term. Derivatives are also categorised as financial liabilities held for trading unless they are designated as hedges. Financial liabilities that meet one of the following criteria are designated as at fair value through profit or loss at initial recognition:

Hybrid (combined) contracts; or

They eliminate or significantly reduce a measurement or recognition inconsistency; or

They are managed and their performance is evaluated on a fair value basis, in accordance with a documented risk management policy.

At initial recognition, the Group measures the financial liabilities at fair value. All related transaction costs are recognised in profit or loss. The Group subsequently measures these financial liabilities at fair value with any gain or loss recognised in profit or loss.

If the credit risk results in fair value changes in financial liabilities designated as at fair value through profit or loss, they are recognised in other comprehensive income in the circumstances other than avoiding accounting mismatch or recognising in profit or loss for loan commitments or financial guarantee contracts.

(24) Bonds payable

Ordinary corporate bonds issued by the Group are initially recognised at fair value less transaction costs. Any difference between the proceeds (net of transaction costs) and the redemption value is presented as an addition to or deduction from bonds payable, which is amortised to profit or loss over the period

(25) Convertible bonds payable

Convertible bonds issued by the Group contain conversion options (that is, the bondholders have the right to convert the bonds into the cash for a fixed number of common shares), call options and put options. The Group classifies the bonds payable upon issuance as a financial asset, a financial liability or an equity instrument in accordance with the contract terms. They are accounted for as follows

requently  
remeasured and stated at fair value on each balance sheet date; the gain or loss is recognised as

The host contracts of bonds are initially recognised at fair value. Any difference between the initial recognition and the redemption value is accounted for as the premium or discount on bonds

the period of circulation using the effective interest method.

The embedded conversion options which meet the definition of an equity instrument are initially

the amount of financial assets or financial liabilities at fair value through profit or loss and bonds payable as stated above. Conversion options are not subsequently remeasured.

Any transaction costs directly attributable to the issuance are allocated to each liability or equity component in proportion to the initial carrying amount of each abovementioned item.

When bondholders exercise conversion options, the liability component of the bonds shall be remeasured on the conversion date. The issuance cost of converted common shares is the total

(26) Derecognition of financial liabilities

A financial liability is derecognised when the obligation specified in the contract is either discharged or cancelled or expires

(27) Offsetting financial instrument

Financial assets and liabilities are offset and reported in the net amount in the balance sheet when there is a legally enforceable right to offset the recognised amounts and there is an intention to settle on a net basis or realise the asset and settle the liability simultaneously.

(28) Non-hedging and embedded derivative

Non-hedging derivatives are initially recognised at fair value on the date a derivative contract is entered into and recorded as financial assets or financial liabilities at fair value through profit or loss. They are subsequently remeasured at fair value and the gains or losses are recognised in profit or loss.

(29) Hedge accounting

i.

ii.

iii.

(30) Provision

Provisions are recognised when the Group has a present legal or constructive obligation as a result of past events, and it is probable that an outflow of economic resources will be required to settle the obligation and the amount of the obligation can be reliably estimated. Provisions are measured at the present value of the expenditures expected to be required to settle the obligation on the balance sheet date, which is discounted using a pre-tax discount rate that reflects the current market assessments of the time value of money and the risks specific to the obligation. When discounting is used, the increase in the provision due to passage of time is recognised as interest expense. Provisions are not recognised for future operating losses.

(31)                   benefits

A.

B.

(a)

(b)

i.

ii.

iii.

C.

expense and liability, provided that such recognition is required under legal or constructive obligation and those amounts can be reliably estimated. Any difference between the resolved amounts and the subsequently actual distributed amounts is accounted for as changes in estimates. If employee compensation is paid by shares, the Group calculates the number of shares based on the closing price at the previous day of the board meeting resolution.

(32) Employee share-based payment

(33) ncome tax

A.

B.

C.

D.

E.

F.

(34) Dividends

riod in which they are

are recorded as stock dividends to be distributed and are reclassified to ordinary shares on the effective date of new shares issuance.

(35) Revenue recognition

The Group manufactures and sells consumer electronics products. Sales are recognised when control of the products have transferred, being when the products are delivered to or picked by the customers, the customers has full discretion over the channel and price to sell the products,

Delivery occurs when the products have been shipped to the specific location, the risks of obsolescence and loss have been transferred to the customers, and either the customers has accepted the products in accordance with the sales contract, or the Group has objective evidence that all criteria for acceptance have been satisfied.

Sales revenue is recognised based on the price specified in the contract, net of the estimated sales discounts and allowances. Revenue is only recognised to the extent that it is highly probable that a significant reversal will not occur. The estimation is subject to an assessment at each reporting date. The contract cost does not include a significant financing component as the sales are made with credit term consistent with market practice.

A receivable is recognised when the goods are delivered as this is the point in time that the consideration is unconditional because only the passage of time is required before the payment is due.

E. The customer pays at the time specified in the payment schedule. If the products sold exceed the payment, a contract asset is recognised. If the payments exceed the products sold, a contract liability is recognised.

(36) Government

Government grants are recognised in profit or loss on a systematic basis over the periods in which the Group recognises expenses for the related costs for which the grants are intended to compensate.

Government grants related to property, plant and equipment are recognised as non-current liabilities and are amortised to profit or loss over the estimated useful lives of the related assets using the straight-line method.

(37) Business combinations

The Group uses the acquisition method to account for business combinations. The consideration transferred for an acquisition is measured as the fair value of the assets transferred, liabilities incurred or assumed and equity instruments issued at the acquisition date, plus the fair value of any assets and liabilities resulting from a contingent consideration arrangement. All acquisition-related costs are expensed as incurred. Identifiable assets acquired and liabilities and contingent liabilities assumed in a business combination are measured initially at their fair values at the acquisition date. For each business combination, the Group measures at the acquisition date components of non-controlling interests in the acquiree that are present ownership interests and

ts. All other non-controlling interests should be measured at the acquisition-date fair value.

B. The excess of the consideration transferred, the amount of any non-controlling interest in the acquiree and the fair value of any previous equity interest in the acquiree over the fair value of the identifiable assets acquired and the liabilities assumed is recorded as goodwill at the acquisition date. If the total of consideration transferred, non-controlling interest in the acquiree recognised and the fair value of previously held equity interest in the acquiree is less than the fair value of the identifiable assets acquired and the liabilities assumed, the difference is recognised directly in profit or loss on the acquisition date.

(38) Operating s

Operating segments are reported in a manner consistent with the internal reporting provided to the chief operating decision maker, who is responsible for allocating resources and assessing performance of the operating segments.

5. \_\_\_\_\_

The preparation of these consolidated financial statements requires management to make critical concerning future events. Assumptions and estimates may differ from the actual results and are continually evaluated and adjusted based on historical experience and other factors. The above information is addressed below

(1) \_\_\_\_\_

The Group determines whether the nature of its performance obligation is to provide the specified goods or services itself (i.e. the Group is a principal) or to arrange for the other party to provide those goods or services (i.e. the Group is an agent) based on the transaction model and its economic



substance. The Group is a principal if it controls a promised good or service before it transfers the good or service to a customer. The Group recognises revenue at gross amount of consideration to which it expects to be entitled in exchange for those goods or services transferred. The Group is an agent if its performance obligation is to arrange for the provision of goods or services by another party. The Group recognises revenue at the amount of any fee or commission to which it expects to be entitled in exchange for arranging for the other party to provide its goods or services.

After receiving the materials or services procured, the Group directs the use of the goods and services and provides critical manufacturing processing technique, in order to produce and significantly integrate various goods and services into the combined output as the resulting devices and transfers to a customer. The following indicators are used to determine whether the Group controls the good or service before it is transferred to a customer and considers itself as a principal:

The Group is primarily responsible for the provision of goods or services;

The Group assumes the inventory risk before transferring the specified goods or services to the customer or after transferring control of the goods or services to the customer.

The Group has discretion in establishing prices for the goods or services.

The

balance sheet when there is a legally enforceable right to offset the recognised amounts and there is an intention to settle on a net basis or realise the asset and settle the liability simultaneously.

(2) \_\_\_\_\_

The Group makes estimates and assumptions based on the expectation of future events that are believed to be reasonable under the circumstances at the end of the reporting period. The resulting accounting estimates might be different from the actual results. The estimates and assumptions that may significantly adjust the carrying amounts of assets and liabilities within the next financial year are addressed below:

6. \_\_\_\_\_

(1) \_\_\_\_\_

	<u>December 31, 2021</u>	<u>December 31, 2020</u>
Cash on hand and revolving funds	\$ 51,098	\$ 146,814
Checking accounts and demand deposits	863,465,237	1,008,741,819
Cash equivalents - Time deposits	195,900,676	215,392,563
Cash equivalents - Repo bonds	-	8,512,819
	<u>\$ 1,059,417,011</u>	<u>\$ 1,232,794,015</u>

A. The Group transacts with a variety of financial institutions with high credit quality for the purpose of dispersing credit risk, so it expects that the probability of counterparty default is low.

B. nths

(2) \_\_\_\_\_

	<u>December 31, 2021</u>	<u>December 31, 2020</u>
<u>Assets</u>		
Current items:		
Financial assets mandatorily measured at fair value through profit or loss		
Beneficiary certificates	\$ 692,429	\$ 535,164
Derivatives	640,395	5,750,430
	<u>\$ 1,332,824</u>	<u>\$ 6,285,594</u>
Non-current items:		
Financial assets mandatorily measured at fair value through profit or loss		
Equity instruments	\$ 2,686,506	\$ 3,187,930
Beneficiary certificates	84,082,306	79,443,386
Derivatives	1,712,931	1,049,870
	<u>\$ 88,481,743</u>	<u>\$ 83,681,186</u>

<u>Liabilities</u>	<u>December 31, 2021</u>	<u>December 31, 2020</u>
Current items:		
Financial assets mandatorily measured at fair value through profit or loss		
Derivatives	(\$ <u>964,015</u> )	(\$ <u>2,291,221</u> )

A. The descriptions of financial assets and liabilities at fair value through profit or loss are as follows:

Equity instruments: Including listed, unlisted and emerging stocks.

Beneficiary certificates: Including investment in open-end funds and private equity fund.

Including cross currency swap contracts, forward exchange contracts

B. Amounts recognised in profit or loss in relation to financial assets at fair value through profit or loss are listed below

	<u>Years ended December 31,</u>	
	<u>2021</u>	<u>2020</u>
Equity instruments	\$ 561,876	\$ 1,975,357
Beneficiary certificates	2,139,084	9,686,785
Derivatives	( <u>169,812</u> )	<u>2,065,425</u>
	<u>\$ 2,531,148</u>	<u>\$ 13,727,567</u>

C. The non-hedging derivative instruments transaction and contract information are as follows:

	<u>December 31, 2021</u>	
	<u>Contract amount (Nominal Principal in thousands)</u>	<u>Contract period</u>
<u>Derivative Financial Assets</u>		
Current items:		
Cross currency swap contracts	USD (BUY) 260,000	2021.06.11~2022.05.16
	TWD (SELL) 7,199,800	2021.06.11~2022.05.16
Foreign exchange forward contracts	RMB (BUY) 18,560,709	2021.10.08~2022.05.20
	MXN (BUY) 1,814,646	2021.12.24~2022.02.25
	KRW (BUY) 536,470,000	2021.12.21~2022.01.24
	USD (BUY) 321,000	2021.12.09~2022.02.18
	THB (BUY) 1,340,560	2021.12.27~2022.01.19
	RMB (SELL) 639,880	2021.12.15~2022.02.18
	BRL (SELL) 1,229,453	2021.12.09~2022.01.13
	USD (SELL) 3,465,500	2021.10.08~2022.05.20
Non-current items:		
Cross currency swap contracts	USD (BUY) 400,000	2016.09.13~2026.09.24
	JPY (SELL) 41,064,000	2016.09.13~2026.09.24

December 31, 2021			
		Contract amount (Nominal Principal in thousands)	Contract period
<u>Derivative Financial Liabilities</u>			
Current items:			
Cross currency swap contracts	USD (BUY)	1,390,000	2021.04.23~2022.08.24
	JPY (BUY)	20,000,000	2021.12.07~2022.06.28
	RMB (BUY)	407,000	2021.12.06~2022.01.14
	TWD (SELL)	45,543,941	2021.04.23~2022.08.24
Foreign exchange forward contracts	USD (BUY)	2,909,970	2021.11.16~2022.04.29
	RMB (BUY)	1,171,676	2021.12.02~2022.02.28
	USD (SELL)	183,000	2021.12.02~2022.02.28
	CZK (SELL)	6,606,134	2021.12.16~2022.02.22
	RMB (SELL)	12,150,153	2021.11.26~2022.02.22
	MXN (SELL)	4,457,349	2021.12.22~2022.04.29
	INR (SELL)	37,827,250	2021.11.16~2022.02.22
December 31, 2020			
		Contract amount (Nominal Principal in thousands)	Contract period
<u>Derivative Financial Assets</u>			
Current items:			
Cross currency swap contracts	USD (BUY)	1,600,000	2016.09.13~2021.09.24
	JPY (BUY)	38,000,000	2020.12.11~2021.06.28
	TWD (SELL)	38,582,000	2020.12.11~2021.06.28
	JPY (SELL)	61,555,000	2016.09.13~2021.09.24
Foreign exchange forward contracts	RMB (BUY)	59,779,402	2020.10.26~2021.06.23
	CZK (BUY)	1,070,550	2020.12.28~2021.02.26
	BRL (BUY)	262,540	2020.12.28~2021.01.29
	JPY (BUY)	14,216,752	2020.11.04~2021.02.08
	USD (BUY)	50,000	2020.12.31~2021.01.06
	RMB (SELL)	325,505	2020.12.31~2021.01.06
Convertible bonds payable	USD (SELL)	9,208,233	2020.10.26~2021.06.23
	USD	30,000	2016.12.19~2021.12.15
Non-current items:			
Cross currency swap contracts	USD (BUY)	400,000	2016.09.13~2026.09.24
	JPY (SELL)	41,064,000	2016.09.13~2026.09.24

December 31, 2020

	Contract amount (Nominal Principal in thousands)	Contract period	
<u>Derivative Financial Liabilities</u>			
Current items:			
Cross currency swap contracts	USD (BUY)	3,050,000	2020.03.03~2021.07.14
	TWD (SELL)	88,925,000	2020.03.03~2021.07.14
Foreign exchange forward contracts	USD (BUY)	420,128	2020.06.08~2021.04.30
	BRL (BUY)	260,490	2020.12.28~2021.01.29
	MXN (BUY)	3,619,834	2020.12.09~2021.02.26
	RMB (BUY)	4,070,580	2020.12.17~2021.05.31
	USD (SELL)	852,000	2020.12.09~2021.05.31
	RMB (SELL)	2,616,495	2020.12.04~2021.02.09
	MXN (SELL)	452,693	2020.06.08~2021.04.30

(a)

The cross currency swap contracts signed by the Company are to fulfill capital movement. For exchange rate, principals denominated in two currencies are exchanged at the same exchange rate at the initial and final exchanges. Thus, there is no foreign exchange risk. For interest rate, the fixed rate between two currencies is used to exchange. Thus, there is no interest rate risk.

(b) Forward foreign exchange contract

The Group enters into foreign exchange forward transactions to reduce the following risk of exchange rate:

- A.
- B.
- C.

(c) Convertible bonds payable

The

issued by Nanthealth, Inc. in the amount of US\$30 million. The convertible bonds are embedded derivatives. Based on the contract, PCE Paragon Solutions Kft. has the right to require conversion from the issue date to the maturity date if the written consent is submitted in advance. Nanthealth, Inc. repaid in advance in the amount of USD 30,733 thousand in June 2021. The gains (losses) of settlement were recognised in accordance with the requirements of IFRSs.

D. provided  
in Table 3.

E. The Group has no financial assets at fair value through profit or loss pledged to others.

F. Information relating to credit risk of financial assets and liabilities at fair value through profit or loss is provided in Note 12(2).

(3) Financial assets at fair value through other comprehensive income

Items	December 31, 2021	December 31, 2020
Current items:		
Debt instruments	\$ 130,622	\$ -
Non-current items:		
Debt instruments	\$ 43,542	\$ 174,184
Equity instruments	58,213,437	55,311,926
Fair value adjustments	54,461,746	31,587,979
	\$ 112,718,725	\$ 87,074,089

The Group has elected to classify equity investments that are considered to be strategic investments as financial assets at fair value through other comprehensive income.

B. Amounts recognised in profit or loss and other comprehensive income in relation to the financial assets at fair value through other comprehensive income are listed below:

	Years ended December 31,	
	2021	2020
<u>Equity instruments at fair value through other comprehensive income</u>		
Fair value change recognised in other comprehensive income	\$ 21,768,401	\$ 19,999,225
Cumulative gains (losses) reclassified to retained earnings due to derecognition	\$ 795,774	(\$ 4,656,501)
Dividend income recognised in profit or loss	\$ 557,146	\$ 544,687

C. The Group has no financial assets at fair value through other comprehensive income pledged to others.

(4) \_\_\_\_\_

Items	December 31, 2021	December 31, 2020
Current items:		
Time deposits with maturity over three months	\$ 47,684,955	\$ 36,252,968
Refundable deposits	-	1,815,433
Restricted bank deposits	146,545	468,414
Pledged time deposits	176,938	246,751
	\$ 48,008,438	\$ 38,783,566

Items	December 31, 2021	December 31, 2020
Non-current items:		
Financial bonds-trust fund	\$ 9,143,610	\$ 11,321,960
Time deposits with maturity over twelve months	14,194,221	6,010,077
Restricted bank deposits	57,901	1,400,641
Pledged time deposits	53,352	53,352
	<u>\$ 23,449,084</u>	<u>\$ 18,786,030</u>
Other current assets	<u>\$ 10,750,494</u>	<u>\$ -</u>

	Years ended December 31,	
	2021	2020
Interest income	<u>\$ 2,710,396</u>	<u>\$ 3,867,799</u>

The Group invested in the trust fund named Guangdong Finance Trust - Peng Yun Tian Hua Collection Fund Trust in December 2017 which was mainly created for the investment in Guangzhou Guangyin Nanyue Intelligent Technology Industrial Investment Partnership. As of December 31, 2021, the Group has invested a total of RMB 35 billion and has redeemed RMB 14 billion. Under the agreement, the Group will take over the share in the trust of the preferred beneficiary, Bank of Guangzhou, in case it initiates a redemption.

The other current assets are mainly investment performance bond.

(5) \_\_\_\_\_

	December 31, 2021
	<u>Current assets</u>
Cash flow hedges:	
<u>Exchange rate risk</u>	
Foreign exchange forward contracts	<u>\$ 1,068,785</u>

		December 31, 2021		
Hedged items	Hedging instruments	Notional amount		Contract period
<u>Financial assets</u>				
Cash flow hedges:				
Forecast transaction	Foreign exchange	RMB (BUY)	23,259,750	2021.10.21~2022.05.26
	forward contracts	USD (SELL)	3,590,000	2021.10.21~2022.05.26
				<u>2021</u>
<u>Other equity - cash flow hedge reserve</u>				
At January 1				\$ -
Add: Gains on hedge effectiveness-amount recognised in other comprehensive income				1,580,536
Less: Reclassified to profit or loss as the hedged item has affected profit or loss				(1,384,639)
At December 31				<u>\$ 195,897</u>



(6) \_\_\_\_\_

	<u>December 31, 2021</u>	<u>December 31, 2020</u>
Notes receivable	\$ 724,077	\$ 249,501
Accounts receivable	1,132,576,254	909,750,714
Less: Allowance for uncollectible accounts	( 7,537,720)	( 6,929,985)
	<u>\$ 1,125,762,611</u>	<u>\$ 903,070,230</u>

A. \_\_\_\_\_, accounts receivable and notes receivable were all from contracts with customers. As of January 1, 2020, the balance of receivables from contracts with customers amounted to \$1,037,840,337.

B. \_\_\_\_\_, the Group had accounts receivable classified as financial assets at fair value through other comprehensive income in the amounts of \$97,923,986 and \$109,052,508, respectively.

C.

As of December 31, 2021 and 2020, the relevant information of accounts receivable factored but unsettled were as follows

<u>December 31, 2021</u>			
<u>Accounts receivable factoring not yet due</u>	<u>Amount of accounts receivable derecognised</u>	<u>Amount advanced</u>	<u>Amount of consideration retained</u>
<u>\$ 47,478,385</u>	<u>\$ 47,478,385</u>	<u>\$ 47,478,385</u>	<u>\$ -</u>
<u>December 31, 2020</u>			
<u>Accounts receivable factoring not yet due</u>	<u>Amount of accounts receivable derecognised</u>	<u>Amount advanced</u>	<u>Amount of consideration retained</u>
<u>\$ 37,739,204</u>	<u>\$ 37,739,204</u>	<u>\$ 37,739,204</u>	<u>\$ -</u>

D. \_\_\_\_\_, the Group has not signed promissory notes as guarantee for accounts receivable in commercial dispute

E. \_\_\_\_\_, the information on the financing charges incurred from accounts receivable factoring is provided in

F.

G. Information relating to credit risk is provided in Note 12(2).

(7) \_\_\_\_\_

	<u>December 31, 2021</u>	<u>December 31, 2020</u>
Tax refund receivable	\$ 34,931,286	\$ 30,296,437
Interest receivable	10,593,862	13,230,731
Loans to others	703,187	2,181,655
Others	13,282,071	12,528,896
	<u>\$ 59,510,406</u>	<u>\$ 58,237,719</u>

(8) \_\_\_\_\_

	<u>December 31, 2021</u>	<u>December 31, 2020</u>
Raw materials	\$ 277,215,967	\$ 184,832,767
Work in process	130,957,036	124,724,802
Finished goods	224,581,205	268,629,479
Inventory in transit	57,974,054	30,145,057
	<u>690,728,262</u>	<u>608,332,105</u>
Less: Allowance for inventory obsolescence and market price decline	( 18,582,897)	( 26,218,370)
	<u>\$ 672,145,365</u>	<u>\$ 582,113,735</u>

	<u>For the years ended December 31,</u>	
	<u>2021</u>	<u>2020</u>
Cost of inventories sold	\$ 5,650,193,666	\$ 5,057,980,656
(Gain from price recovery) loss on inventory obsolescence and market price decline	( 5,237,663)	2,441,825
Revenue from sale of scraps	( 13,338,531)	( 5,711,177)
Others	429,364	393,038
	<u>\$ 5,632,046,836</u>	<u>\$ 5,055,104,342</u>

(9) \_\_\_\_\_

	<u>2021</u>	<u>2020</u>
At January 1	\$ 175,199,441	\$ 168,631,642
Addition of investments accounted for using equity method	10,000,630	3,131,377
Deemed disposal of investments accounted for using equity method	7,689,350	-
Disposal of investments accounted for using equity method	( 379,750)	( 23,705)
Earnings distribution of investments accounted for using equity method	( 4,984,744)	( 5,262,181)
Share of profit or loss of investments accounted for using equity method	18,404,717	7,825,449
Changes in retained earnings	1,185,792	22,673
Changes in capital surplus	( 4,642,079)	10,032
Changes in other equity items	( 5,715,865)	2,592,295
Others	( 2,163,840)	( 1,728,141)
At December 31	<u>\$ 194,593,652</u>	<u>\$ 175,199,441</u>

For the year ended December 31, 2021, the Group either disposed its equity interest or did not participate in the capital increase of certain subsidiaries proportionally to its interest, thereby reducing its shareholding ratios in the subsidiaries, Cybertan Technology Corporation, Linksys Holdings, Inc. and Mobile Drive Netherlands B.V. As a result, the Group lost control over the aforementioned subsidiaries, and remeasured any investment retained in the investees at their fair values totalling \$7,689,350. The related gain on deemed disposals amounting to \$1,881,324 was recognised for the year ended December 31, 2021. Details are provided in Note 4(3).

The basic information of the associates that are material to the Group is as follows:

Company name	Principal place of business	Shareholding ratio		Nature of relationship	Method of measurement
		December 31, 2021	December 31, 2020		
Sharp Corporation	Japan	36%	42%	Strategic Investment	Equity method
Foxconn Technology Co., Ltd.	Taiwan	29%	29%	Supplier	Equity method
Zhen Ding Technology Holding Limited	Cayman	32%	32%	Supplier	Equity method

	Sharp Corporation	
	December 31, 2021	December 31, 2020
Current assets	\$ 297,235,153	\$ 328,978,941
Non-current assets	176,118,468	206,441,054
Current liabilities	( 205,544,287)	( 258,063,115)
Non-current liabilities	( 163,303,108)	( 191,282,832)
Total net assets	104,506,226	86,074,048
Effect of accounting principles	1,595,032	( 5,682,633)
Fair value adjustment of trademarks, other intangible net assets and tangible net assets	94,474,710	110,989,019
Total net assets after adjustment	<u>\$ 200,575,968</u>	<u>\$ 191,380,434</u>
Share in associate's net assets (Note)	\$ 71,625,206	\$ 73,338,398
Goodwill	12,061,814	12,197,171
Others	( 2,476,211)	( 670,048)
Carrying amount of the associate	<u>\$ 81,210,809</u>	<u>\$ 84,865,521</u>

In February 2021, Sharp Corporation retired all its Class C shares and issued common shares to ES Platform Limited. Consequently, equity interest in Sharp Corporation decreased from 42% to 36%, and the Group decreased capital surplus and investments accounted for using equity method amounting to \$6,442,516 due to the change in net equity of associate as the Group did not subscribe to the issuance of new shares in proportion to its ownership.

December 31, 2020,

	Foxconn Technology Co., Ltd.	
	December 31, 2021	December 31, 2020
Current assets	\$ 118,841,902	\$ 113,612,184
Non-current assets	55,529,325	55,497,536
Current liabilities	( 61,926,993)	( 58,012,616)
Non-current liabilities	( 1,480,365)	( 828,349)
Total net assets	<u>\$ 110,963,869</u>	<u>\$ 110,268,755</u>
Share in associate's net assets	\$ 32,706,669	\$ 32,501,783
Goodwill	338,190	338,190
Others	49,938	( 592,437)
Carrying amount of the associate	<u>\$ 33,094,797</u>	<u>\$ 32,247,536</u>

	Zhen Ding Technology Holding Limited	
	December 31, 2021	December 31, 2020
Current assets	\$ 95,935,034	\$ 99,312,005
Non-current assets	99,820,260	81,808,482
Current liabilities	( 56,879,726)	( 63,423,798)
Non-current liabilities	( 25,355,629)	( 13,658,813)
Total net assets	<u>\$ 113,519,939</u>	<u>\$ 104,037,876</u>
Share in associate's net assets	\$ 27,214,691	\$ 25,297,197
Others	22,225	122,937
Carrying amount of the associate	<u>\$ 27,236,916</u>	<u>\$ 25,420,134</u>

Statement of comprehensive income

	Sharp Corporation	
	Years ended December 31,	
	2021	2020
Revenue	\$ 639,290,372	\$ 645,878,758
Income for the year from continuing operations	20,456,203	2,500,510
Other comprehensive income, net of tax	15,590,382	865,144
Total comprehensive income	36,046,585	3,365,654
Effect of accounting principles	6,245,393	5,383,833
Total comprehensive income after adjustment	<u>\$ 42,291,978</u>	<u>\$ 8,749,487</u>
Dividends received from associates	<u>\$ 1,689,236</u>	<u>\$ 1,105,471</u>

	Foxconn Technology Co., Ltd.	
	Years ended December 31,	
	2021	2020
Revenue	\$ 104,855,725	\$ 104,789,599
Income for the year from continuing operations	4,414,636	4,686,123
Other comprehensive (loss) income, net of tax	( 1,124,558)	513,048
Total comprehensive income	<u>\$ 3,290,078</u>	<u>\$ 5,199,171</u>
Dividends received from associates	<u>\$ 750,457</u>	<u>\$ 1,042,301</u>

	<u>Zhen Ding Technology Holding Limited</u>	
	<u>Years ended December 31,</u>	
	<u>2021</u>	<u>2020</u>
Revenue	\$ 155,022,197	\$ 131,278,537
Income for the year from continuing operations	13,694,368	11,508,290
Other comprehensive (loss) income, net of tax	( 1,113,422)	1,194,101
Total comprehensive income	<u>\$ 12,580,946</u>	<u>\$ 12,702,391</u>
Dividends received from associates	<u>\$ 1,377,838</u>	<u>\$ 1,374,359</u>

	<u>Years ended December 31,</u>	
	<u>2021</u>	<u>2020</u>
Income for the year from continuing operations	\$ 11,180,528	\$ 7,256,748
Other comprehensive income, net of tax	445,829	1,371,830
Total comprehensive income	<u>\$ 11,626,357</u>	<u>\$ 8,628,578</u>

he fair  
follows

	<u>December 31, 2021</u>	<u>December 31, 2020</u>
Sharp Corporation	\$ 70,459,734	\$ 95,941,221
Foxconn Technology Co., Ltd.	27,058,132	22,263,548
Zhen Ding Technology Holding Limited	30,704,321	32,828,781
	<u>\$ 128,222,187</u>	<u>\$ 151,033,550</u>



(10) \_\_\_\_\_

2021

	Land	Buildings	Machinery and equipment	Computer and communication equipment	Others	Equipment under installation and construction in progress	Total
<u>At January 1, 2021</u>							
Cost	\$ 12,330,536	\$ 214,266,695	\$ 279,733,859	\$ 46,751,910	\$ 168,556,642	\$ 35,885,708	\$ 757,525,350
Accumulated depreciation and impairment	- ( 98,706,875)	( 215,301,244)	( 37,088,779)	( 119,336,474)	- ( 470,433,372)		
	<u>\$ 12,330,536</u>	<u>\$ 115,559,820</u>	<u>\$ 64,432,615</u>	<u>\$ 9,663,131</u>	<u>\$ 49,220,168</u>	<u>\$ 35,885,708</u>	<u>\$ 287,091,978</u>
<u>2021</u>							
Opening net book amount as at January 1	\$ 12,330,536	\$ 115,559,820	\$ 64,432,615	\$ 9,663,131	\$ 49,220,168	\$ 35,885,708	\$ 287,091,978
Additions	46,848	5,014,152	37,754,895	1,991,809	23,279,488	25,649,927	93,737,119
Transfers	-	14,229,203	5,066,559	616,245	7,176,543	( 28,833,502)	( 1,744,952)
Acquired from business combinations	-	43,627	1,120,760	24,793	18,342	1,001	1,208,523
Disposals	( 687,913)	( 196,392)	( 3,940,609)	( 301,955)	( 1,584,466)	( 387,868)	( 7,099,203)
Depreciation charge	- ( 12,016,267)	( 23,778,002)	( 3,414,298)	( 20,277,199)	- ( 59,485,766)		
Impairment loss	- ( 340,910)	-	-	-	-	- ( 340,910)	
Net exchange differences	( 601,172)	( 810,913)	( 801,911)	( 19,481)	( 1,686)	( 1,024,317)	( 3,259,480)
Closing net book amount as at December 31	<u>\$ 11,088,299</u>	<u>\$ 121,482,320</u>	<u>\$ 79,854,307</u>	<u>\$ 8,560,244</u>	<u>\$ 57,831,190</u>	<u>\$ 31,290,949</u>	<u>\$ 310,107,309</u>
<u>At December 31, 2021</u>							
Cost	\$ 11,088,299	\$ 230,689,468	\$ 287,474,102	\$ 47,391,725	\$ 179,441,556	\$ 31,290,949	\$ 787,376,099
Accumulated depreciation and impairment	- ( 109,207,148)	( 207,619,795)	( 38,831,481)	( 121,610,366)	- ( 477,268,790)		
	<u>\$ 11,088,299</u>	<u>\$ 121,482,320</u>	<u>\$ 79,854,307</u>	<u>\$ 8,560,244</u>	<u>\$ 57,831,190</u>	<u>\$ 31,290,949</u>	<u>\$ 310,107,309</u>



	2020						
	Land	Buildings	Machinery and equipment	Computer and communication equipment	Others	Equipment under installation and construction in progress	Total
<u>At January 1, 2020</u>							
Cost	\$ 14,233,757	\$ 208,869,510	\$ 275,816,855	\$ 39,326,807	\$ 160,547,139	\$ 28,415,269	\$ 727,209,337
Accumulated depreciation and impairment	-	( 88,283,906)	( 208,403,723)	( 29,795,877)	( 113,202,578)	-	( 439,686,084)
	<u>\$ 14,233,757</u>	<u>\$ 120,585,604</u>	<u>\$ 67,413,132</u>	<u>\$ 9,530,930</u>	<u>\$ 47,344,561</u>	<u>\$ 28,415,269</u>	<u>\$ 287,523,253</u>
<u>2020</u>							
Opening net book amount as at January 1	\$ 14,233,757	\$ 120,585,604	\$ 67,413,132	\$ 9,530,930	\$ 47,344,561	\$ 28,415,269	\$ 287,523,253
Additions	185,346	3,069,325	20,683,563	1,352,450	16,620,782	23,985,927	65,897,393
Transfers	1,181	2,471,466	3,424,276	1,137,498	3,732,238	( 16,962,187)	( 6,195,528)
Acquired from business combinations	-	2,396	147	-	1,384,078	1,195,685	2,582,306
Disposals	( 58,861)	( 600,188)	( 3,891,260)	( 208,172)	( 1,838,861)	( 330,269)	( 6,927,611)
Depreciation charge	-	( 10,388,031)	( 22,493,118)	( 3,162,970)	( 15,487,260)	-	( 51,531,379)
Impairments	-	-	( 959,481)	-	-	-	( 959,481)
Net exchange differences	( 2,030,887)	419,248	255,356	( 51,421)	( 1,470,554)	( 418,717)	( 3,296,975)
Closing net book amount as at December 31	<u>\$ 12,330,536</u>	<u>\$ 115,559,820</u>	<u>\$ 64,432,615</u>	<u>\$ 8,598,315</u>	<u>\$ 50,284,984</u>	<u>\$ 35,885,708</u>	<u>\$ 287,091,978</u>
<u>At December 31, 2020</u>							
Cost	\$ 12,330,536	\$ 214,266,695	\$ 279,733,859	\$ 41,002,101	\$ 174,306,451	\$ 35,885,708	\$ 757,525,350
Accumulated depreciation and impairment	-	( 98,706,875)	( 215,301,244)	( 32,403,786)	( 124,021,467)	-	( 470,433,372)
	<u>\$ 12,330,536</u>	<u>\$ 115,559,820</u>	<u>\$ 64,432,615</u>	<u>\$ 8,598,315</u>	<u>\$ 50,284,984</u>	<u>\$ 35,885,708</u>	<u>\$ 287,091,978</u>

(11) Leasing arrangements – lessee

The Group leases various assets including land, land use right, buildings and other equipment.

The periods of lease contracts are as follows:

Land and land use right: 3~50 years

Buildings: 1~20 years

Other equipment: 1~6 years

	<u>December 31, 2021</u>	<u>December 31, 2020</u>
	<u>Carrying amount</u>	<u>Carrying amount</u>
Land and land use right	\$ 17,078,178	\$ 18,525,528
Buildings	22,338,115	25,881,653
Other equipment	843,899	1,861,504
	<u>\$ 40,260,192</u>	<u>\$ 46,268,685</u>

	<u>Years ended December 31,</u>	
	<u>2021</u>	<u>2020</u>
	<u>Depreciation charge</u>	<u>Depreciation charge</u>
Land and land use right	\$ 1,012,696	\$ 821,887
Buildings	8,813,673	8,194,638
Other equipment	813,166	404,361
	<u>\$ 10,639,535</u>	<u>\$ 9,420,886</u>

	<u>Years ended December 31,</u>	
	<u>2021</u>	<u>2020</u>
<u>Items affecting profit or loss</u>		
Interest expense on lease liabilities	<u>\$ 1,300,151</u>	<u>\$ 1,193,246</u>
Expense on short-term lease contracts	<u>\$ 3,967,179</u>	<u>\$ 4,084,492</u>

(12) \_\_\_\_\_

A. The Group mainly leases machinery and equipment. Rental contracts are typically made for 5 years.

	<u>December 31, 2021</u>	<u>December 31, 2020</u>
No later than one year	\$ 456,976	\$ 467,917
Later than one year but not later than five years	<u>1,015,846</u>	<u>1,517,607</u>
	<u>\$ 1,472,822</u>	<u>\$ 1,985,524</u>

	<u>December 31, 2021</u>	
	<u>Current</u>	<u>Non-current</u>
Undiscounted lease payments	\$ 456,976	\$ 1,015,846
Unearned finance income	( 17,016)	( 21,611)
Net investment in lease	<u>\$ 439,960</u>	<u>\$ 994,235</u>
	<u>December 31, 2020</u>	
	<u>Current</u>	<u>Non-current</u>
Undiscounted lease payments	\$ 467,917	\$ 1,517,607
Unearned finance income	( 8,636)	( 58,441)
Net investment in lease	<u>\$ 459,281</u>	<u>\$ 1,459,166</u>

-current

(13) \_\_\_\_\_

	Land and buildings	
	2021	2020
<u>At January 1</u>		
Cost	\$ 15,528,707	\$ 8,015,199
Accumulated depreciation and impairment	( 4,445,434)	( 3,595,287)
	<u>\$ 11,083,273</u>	<u>\$ 4,419,912</u>
<u>For the year ended December 31</u>		
Opening net book amount as at January 1	\$ 11,083,273	\$ 4,419,912
Transfer in	452,211	7,411,747
Transfer out	( 220,594)	-
Disposal of subsidiaries	( 66,043)	-
Depreciation charge	( 841,596)	( 737,696)
Net exchange differences	( 50,752)	( 10,690)
Closing net book amount as at December 31	<u>\$ 10,356,499</u>	<u>\$ 11,083,273</u>
<u>At December 31</u>		
Cost	\$ 15,688,409	\$ 15,528,707
Accumulated depreciation and impairment	( 5,331,910)	( 4,445,434)
	<u>\$ 10,356,499</u>	<u>\$ 11,083,273</u>

A. Rental income from the lease of the investment property and direct operating expenses arising from the investment property are shown below

	Years ended December 31,	
	2021	2020
Rental income from the lease of the investment property	<u>\$ 1,000,030</u>	<u>\$ 894,888</u>
Direct operating expenses arising from the investment property that generated rental income for the year	<u>\$ 841,596</u>	<u>\$ 737,696</u>

B. The Group assesses the recoverable amounts of those assets where there is an indication that they are impaired. There were no impairment losses during the years ended December 31, 2021 and 2020

C. The fair value of the investment property held by the Group as at December 31, 2021 and 2020 was \$31,642,398 and \$28,531,066, respectively, which was revalued by independent appraisers. The valuation is based on latest market price of similar investment property in the same area and condition which is categorized within Level 3 in the fair value hierarchy

(14) \_\_\_\_\_

2021

<u>At January 1</u>	<u>Goodwill</u>	<u>Concession</u>	<u>Patents</u>	<u>Trademarks</u>	<u>Developed technology</u>	<u>Customer relationships</u>	<u>Software</u>	<u>Total</u>
Cost	\$17,266,764	\$14,581,255	\$ 4,323,547	\$ 9,447,950	\$10,386,924	\$ 1,657,536	\$ -	\$57,663,976
Accumulated amortisation and impairment	( 2,349,869)	( 4,719,570)	( 2,945,509)	( 519,023)	( 2,012,836)	( 357,086)	-	( 12,903,893)
	<u>\$14,916,895</u>	<u>\$ 9,861,685</u>	<u>\$ 1,378,038</u>	<u>\$ 8,928,927</u>	<u>\$ 8,374,088</u>	<u>\$ 1,300,450</u>	<u>\$ -</u>	<u>\$44,760,083</u>
Opening net book amount as at January 1	\$14,916,895	\$ 9,861,685	\$ 1,378,038	\$ 8,928,927	\$ 8,374,088	\$ 1,300,450	\$ -	\$44,760,083
Transfers	-	-	-	-	-	-	2,369,522	2,369,522
Additions	-	-	91,999	-	-	-	1,007,446	1,099,445
Acquired from business combinations	3,479,980	-	-	-	57,371	-	-	3,537,351
Disposals	-	-	( 1,031)	( 241,244)	-	-	( 70,315)	( 312,590)
Disposal of subsidiaries	( 1,820,650)	-	-	-	( 140,190)	-	-	( 1,960,840)
Amortisation charge	-	( 924,746)	( 284,932)	( 440,931)	( 599,022)	( 154,635)	( 1,027,292)	( 3,431,558)
Net exchange differences	( 390,165)	-	( 30,332)	( 172,328)	( 48,217)	( 34,707)	( 32,827)	( 708,576)
Closing net book amount as at December 31	<u>\$16,186,060</u>	<u>\$ 8,936,939</u>	<u>\$ 1,153,742</u>	<u>\$ 8,074,424</u>	<u>\$ 7,644,030</u>	<u>\$ 1,111,108</u>	<u>\$ 2,246,534</u>	<u>\$45,352,837</u>
<u>At December 31</u>								
Cost	\$18,469,923	\$14,581,255	\$ 4,301,379	\$ 9,009,831	\$10,192,291	\$ 1,610,976	\$ 8,174,975	\$66,340,630
Accumulated amortisation and impairment	( 2,283,863)	( 5,644,316)	( 3,147,637)	( 935,407)	( 2,548,261)	( 499,868)	( 5,928,441)	( 20,987,793)
	<u>\$16,186,060</u>	<u>\$ 8,936,939</u>	<u>\$ 1,153,742</u>	<u>\$ 8,074,424</u>	<u>\$ 7,644,030</u>	<u>\$ 1,111,108</u>	<u>\$ 2,246,534</u>	<u>\$45,352,837</u>

	2020						
<u>At January 1, 2020</u>	<u>Goodwill</u>	<u>Concession</u>	<u>Patents</u>	<u>Trademarks</u>	<u>Developed technology</u>	<u>Customer relationships</u>	<u>Total</u>
Cost	\$ 17,880,175	\$ 14,169,255	\$ 4,805,694	\$ 9,721,511	\$ 4,239,016	\$ 1,744,836	\$ 52,560,487
Accumulated amortisation and impairment	( 2,473,634)	( 3,810,083)	( 2,911,823)	( 305,822)	( 1,468,219)	( 210,553)	( 11,180,134)
	<u>\$ 15,406,541</u>	<u>\$ 10,359,172</u>	<u>\$ 1,893,871</u>	<u>\$ 9,415,689</u>	<u>\$ 2,770,797</u>	<u>\$ 1,534,283</u>	<u>\$ 41,380,353</u>
Opening net book amount as at January 1	\$ 15,406,541	\$ 10,359,172	\$ 1,893,871	\$ 9,415,689	\$ 2,770,797	\$ 1,534,283	\$ 41,380,353
Acquired through business combinations	-	-	142,697	-	6,360,000	-	6,502,697
Additions	-	412,000	26,487	102,763	-	-	541,250
Amortisation charge	-	( 909,487)	( 352,563)	( 236,257)	( 641,298)	( 162,968)	( 2,302,573)
Purchase price allocation	187,712	-	-	-	-	-	187,712
Net exchange differences	( 677,358)	-	( 332,454)	( 353,268)	( 115,411)	( 70,865)	( 1,549,356)
Closing net book amount as at December 31	<u>\$ 14,916,895</u>	<u>\$ 9,861,685</u>	<u>\$ 1,378,038</u>	<u>\$ 8,928,927</u>	<u>\$ 8,374,088</u>	<u>\$ 1,300,450</u>	<u>\$ 44,760,083</u>
<u>At December 31</u>							
Cost	\$ 17,266,764	\$ 14,581,255	\$ 4,323,547	\$ 9,447,950	\$ 10,386,924	\$ 1,657,536	\$ 57,663,976
Accumulated amortisation and impairment	( 2,349,869)	( 4,719,570)	( 2,945,509)	( 519,023)	( 2,012,836)	( 357,086)	( 12,903,893)
	<u>\$ 14,916,895</u>	<u>\$ 9,861,685</u>	<u>\$ 1,378,038</u>	<u>\$ 8,928,927</u>	<u>\$ 8,374,088</u>	<u>\$ 1,300,450</u>	<u>\$ 44,760,083</u>

- A. Details of the aforementioned intangible assets acquired from business combinations are provided in Note 6(40).
- B. The amounts of disposal of subsidiaries stated above is mainly from Linksys, an originally 67%-  
 ited, which issued new shares for a cash capital increase in the third quarter of 2021, but the Group did not participate in the capital increase. As the shareholding percentage of the Group in Linksys decreased to 49%, the Group lost control over Linksys and it ceased to be included in the consolidated financial statements. Refer to Note 6(9) for details.
- C. Impairment assessment for goodwill of Belkin International Inc.

d

goodwill of \$13,563,157. The Group subsequently reduced the goodwill due to the disposal of Linksys, a subsidiary of Belkin. As of December 31, 2021, the balance of goodwill from the acquisition of Belkin amounted to \$10,531,410. Impairment assessment of goodwill is allocated

acquisition of Belkin was determined based on value-in-use calculation. The calculation uses projected cash flows based on financial budgets for the next five-year period.

Management determined expected revenue growth rate based on past performance and their expectations of market development. The long-term weighted average growth rates used are consistent with the projection included in industry reports. Pre-tax discount rate used reflects the risk premium of the segment and operating region.

Five-year compound revenue growth rate	<u>9.7%</u>
Long-term growth rate	<u>2%</u>
Pre-tax discount rate	<u>17.2%</u>

D.

	Years ended December 31,	
	<u>2021</u>	<u>2020</u>
Operating costs and operating expenses	<u>\$ 3,431,558</u>	<u>\$ 2,302,573</u>

(15) \_\_\_\_\_

	<u>December 31, 2021</u>	<u>December 31, 2020</u>
Utility duct access	\$ 730,558	\$ 913,198
3.5GHz frequency band through MOCN	11,181,732	-
Computer software cost	-	2,369,522
Refundable deposits	1,987,126	2,483,407
Assets recognised for incremental costs of obtaining contract with customers	2,405,061	2,146,582
Prepayments for equipment	4,855,392	1,748,399
Net investment in lease	994,235	1,459,166
Others	6,543,511	4,614,397
	<u>\$ 28,697,615</u>	<u>\$ 15,734,671</u>

etails of other non-current assets pledged as collateral are provided in Note 8.

(16) \_\_\_\_\_

	<u>December 31, 2021</u>	<u>December 31, 2020</u>
Commercial paper	\$ 24,010,000	\$ 39,139,779
Less: Unamortized discount	( 10,883)	( 37,886)
	<u>\$ 23,999,117</u>	<u>\$ 39,101,893</u>
Interest rates per annum	<u>0.328%~1.10%</u>	<u>0.498%~1.238%</u>



(17) \_\_\_\_\_

Type of loans	December 31, 2021	Interest rate range	Collateral
Bank loans			
Credit loans	<u>\$ 546,372,008</u>	0%~6.4%	None
Type of loans	December 31, 2020	Interest rate range	Collateral
Bank loans			
Credit loans	<u>\$ 446,422,100</u>	0.08%~8%	None

December 31, 2021			
Description	Gross amount of recognised financial assets and liabilities	Gross amount of recognised financial assets and liabilities offset in the balance sheet	Net amount of financial assets and liabilities presented in the balance sheet
Bank deposits and loans	<u>\$ 1,038,395,341</u>	<u>\$ 1,038,395,341</u>	<u>\$ -</u>

December 31, 2020			
Description	Gross amount of recognised financial assets and liabilities	Gross amount of recognised financial assets and liabilities offset in the balance sheet	Net amount of financial assets and liabilities presented in the balance sheet
Bank deposits and loans	<u>\$ 1,259,254,404</u>	<u>\$ 1,259,254,404</u>	<u>\$ -</u>

(18) \_\_\_\_\_

	December 31, 2021	December 31, 2020
Awards and salaries payable	\$ 52,449,475	\$ 54,865,333
Payables for equipment	24,349,399	22,979,363
Employees bonuses payable	19,956,295	20,510,641
Consumption goods expense payable (including indirect materials)	13,908,782	12,695,792
Accrued interest payable	6,960,013	11,989,073
Royalty fees payable	5,570,915	6,186,346
Tax payable	4,917,458	6,074,678
Restricted stock repurchase obligation	2,220,250	3,436,024
Others	82,762,346	81,439,965
	<u>\$ 213,094,933</u>	<u>\$ 220,177,215</u>

A subsidiary of the Company, Foxconn Industrial Internet Co., shares in 2019. Employees must pay to acquire those stocks, and if employees resign during the vesting period, they must return the stocks to the Group and the Group must refund payments made

on the stocks. The Group recognises the payments from the employees who are expected to resign during the vesting period as liabilities at the grant date.

(19) \_\_\_\_\_

	<u>December 31, 2021</u>	<u>December 31, 2020</u>
Receipts in advance of payments for equipment on behalf of others	\$ 20,350,055	\$ 17,510,796
Deposits received	15,085,440	2,233,396
Contract liabilities - advance payment	13,600,629	17,761,388
Contract liabilities - deferred income	7,742,255	7,451,145
Others	4,992,192	3,566,275
	<u>\$ 61,770,571</u>	<u>\$ 48,523,000</u>

(20) \_\_\_\_\_

	<u>December 31, 2021</u>	<u>December 31, 2020</u>
Convertible bonds payable	\$ 33,961,558	\$ 14,778,442
Add: Premium on bonds payable	7,500	7,500
Less: Discount on bonds payable	( 208,114)	( 442,599)
	33,760,944	14,343,343
Corporate bonds payable	146,300,000	130,400,000
Foreign unsecured corporate bonds	82,595,736	99,180,176
	262,656,680	243,923,519
Less: Current portion (shown as Long-term liabilities, current portion )	( 36,397,890)	( 42,231,956)
	<u>\$ 226,258,790</u>	<u>\$ 201,691,563</u>

The Company issued the first overseas unsecured convertible bonds totaling USD 500 million with the approval of the competent authority on August 22, 2017. The bonds carry zero coupon rate over five years. The circulation period is from November 6, 2017 to November 6, 2022.

The conversion price is adjusted in line with the model specified in the conversion rules. For the year ended December 31, 2021, no bonds were converted into common stock at the conversion price of NT\$151.583 (using the exchange rate of 1 USD: 30.192 TWD) which was adjusted by the Company on July 30, 2021 based on the conversion rules of the first overseas convertible bond issue of 2017.

In accordance with the conversion rules, if the convertible bond is purchased (including purchased from the secondary market), early redeemed, or repaid at maturity by the Company, or if the convertible bond is converted into common stocks or redeemed by the bondholder, the bond is to be retired and will not be reissued.

In accordance with the conversion rules, the rights and obligations of common stocks

converted are the same as the outstanding ones previously subscribed.

The conversion options for the first overseas convertible bond issue of 2017 are separated

s

(f) In accordance with the conversion rules, bondholders have the right to request the Company

On November 6, 2020, bondholders requested to redeem bonds totaling \$1,817,558 (USD 60,200 thousand).

first unsecured convertible bond issue of 2018

ShunSin Technology Holdings Limited, a subsidiary of the Company, issued the first unsecured convertible bonds totaling \$1,500 million with the approval of the competent authority on January 10, 2018. The bonds carry zero coupon rate over five years. The circulation period is from February 12, 2018 to February 12, 2023.

The conversion price is NT\$165.4 after adjusting in line with the model specified in the conversion rules.

As the bondholders have the right to request the Company to redeem the bond at the price of

selling base day of the bondholders), the subsidiary, ShunSin Technology Holdings Limited, needs to redeem the bonds at par value. the corporate bonds

payable and the financial assets and liabilities at fair value through profit or loss-non-current were reclassified into other current liabilities. Nevertheless, the bonds payable is not required to be fully paid off within one year. On February 12, 2021, no bondholder has requested to redeem the bonds. Therefore,

The conversion options of the bonds were separated from liabilities and recognised respectively as equity and liabilities at its issuance as follows:

Convertible bonds present value at compound interest	\$	1,357,350
Embedded derivatives (i.e. put options and redemption rights)		13,650
Components of equity at issuance		<u>129,000</u>
	<u>\$</u>	<u>1,500,000</u>

The details of financial asset (liabilities) at fair value through profit or loss are as follows:

	<u>December 31, 2021</u>	<u>December 31, 2020</u>
Embedded derivatives (i.e. put options and redemption rights)	\$ 2,550	\$ 2,250
Valuation (loss) gain	<u>( 2,550)</u>	<u>300</u>
	<u>\$ -</u>	<u>\$ 2,550</u>

C. First overseas convertible bond issue of 2021

For details of principal, interest rate, maturity and other information of corporate bonds payable and foreign unsecured corporate bonds, please refer to Table 12.

(21) \_\_\_\_\_

Institution	Loan period	Interest rate	Collateral	December 31, 2021
Long-term loans				
Mizuho Corporate Bank Ltd., etc. syndicated loan	2019/03/19~ 2024/03/19	0.9519%~ 1.0019%	None	\$ 15,916,000
Mizuho Corporate Bank Ltd., etc. syndicated loan	2020/11/21~ 2025/11/28	0.4800%	None	4,698,000
First Commercial Bank	2011/11/30~ 2030/11/30	1.2791%	Yes	1,902,857
First Commercial Bank	2013/09/06~ 2033/09/06	1.4905%	Yes	1,059,097
First Commercial Bank	2015/04/09~ 2022/03/10	1.5433%	None	386
The Shanghai Commercial & Savings Bank, Ltd.	2013/06/17~ 2028/04/15	1.6700%	Yes	8,019
The Shanghai Commercial & Savings Bank, Ltd.	2021/06/25~ 2024/09/16	1.4950%	None	139,167
Bank of Shanghai Co., Ltd.	2018/06/28~ 2023/06/28	6.6500%	None	34,072
Jincheng Bank Company Limited	2019/07/12~ 2022/01/25	9.1000%	Yes	87,082
Jih Sun International Bank Ltd.	2019/11/25~ 2022/11/25	0.9300%	None	1,000,000
Agricultural Bank of China Limited	2017/05/23~ 2027/12/26	4.4100%~ 4.900%	None	5,579,879
Taiwan Cooperative Bank	2019/12/16~ 2024/12/16	1.5000%	None	6,600
SG Equipment Finance Czech Republic s.r.o.	2017/10/19~ 2022/08/15	1.4905%	None	929
ChinaTrust Commercial Bank Ltd., etc. syndicated loan	2020/10/29~ 2022/12/26	1.8499%	None	840,000
E.SUN Commercial Bank, Ltd.	2021/12/20~ 2024/12/20	1.1900%	None	332,160
Industrial and Commercial Bank of China Raffles Place Sub-Branch	2021/02/04~ 2023/11/24	1.3444%~ 1.3696%	None	16,608,000
Taishin International Bank	2021/12/27~ 2026/12/27	1.8817%~ 1.9874%	None	2,565,000
Mitsubishi UFJ Financial Group Bank	2021/12/20~ 2024/12/20	1.1100%	None	775,040
Other loan			Yes	32,467
				51,584,755
Less: Current portion (shown as Long-term liabilities, current portion )				( 2,188,870)
Administration fee of syndicated loans				( 55,107)
				\$ 49,340,778

<u>Institution</u>	<u>Loan period</u>	<u>Interest rate</u>	<u>Collateral</u>	<u>December 31, 2020</u>
Long-term loans				
Mizuho Corporate Bank Ltd., etc. syndicated loan	2019/03/19~ 2022/02/26	0.9952%~ 1.0452%	None	\$ 16,376,000
Mizuho Corporate Bank Ltd., etc. syndicated loan	2020/11/21~ 2025/11/25	0.4800%	None	4,552,600
First Commercial Bank	2011/11/30~ 2030/11/30	1.2791%	Yes	2,022,857
First Commercial Bank	2013/09/06~ 2033/09/06	1.4905%	Yes	1,147,355
First Commercial Bank	2015/04/09~ 2022/03/10	1.5433%	None	1,929
The Shanghai Commercial & Savings Bank, Ltd.	2013/06/17~ 2028/04/15	1.6700%	Yes	11,400
Jincheng Bank Company Limited	2019/01/29~ 2022/01/25	9.1000%	Yes	322,240
Jih Sun International Bank Ltd.	2019/11/25~ 2022/11/25	1.0300%	None	1,000,000
Agricultural Bank of China Limited	2017/05/23~ 2027/12/26	4.4100%~ 4.900%	None	6,549,138
Taiwan Cooperative Bank	2019/12/16~ 2024/12/16	1.5000%	None	8,737
SG Equipment Finance Czech Republic s.r.o.	2017/11/09~ 2022/08/15	3.4700%	Yes	2,404
ChinaTrust Commercial Bank Ltd., etc. syndicated loan	2020/10/29~ 2022/12/26	1.8499%	None	840,000
Other loan				
China Bills Finance Corporation etc. syndicated loan	2018/08/22~ 2021/08/21	1.038%~ 1.046%	None	<u>13,500,000</u>
				46,334,660
Less: Current portion (shown as Long-term liabilities, current portion )				( 14,718,255)
Administration fee of syndicated loans				( 12,555)
Unamortised discount				( 10,653)
				<u>\$ 31,593,197</u>

Throughout the term of Mizuho Corporate Bank Ltd., JihSun International Commercial Bank Co., Ltd., ING Bank, N.V., First Commercial Bank and ChinaTrust Commercial Bank Ltd., etc. syndicated long-term loan agreements, the Group shall maintain certain financial ratios including current ratio, net debt to tangible assets and interest coverage ratio, to be tested semi-annually and annually on consolidated basis.

statements as of December 31, 2021 met the financial covenants of abovementioned syndicated long-term agreements.

Details of assets pledged as collateral for long-term loans are provided in Note 8.

(22) \_\_\_\_\_

efined benefit plans

The Company has a defined benefit pension plan in accordance with the Labor Standards Law

Labor Pension Act on July 1, 2005 and service years thereafter of employees who chose to continue to be subject to the pension mechanism under the Law. Under the defined benefit pension plan, two units are accrued for each year of service for the first 15 years and one unit for each additional year thereafter, subject to a maximum of 45 units. Pension benefits are based on the number of units accrued and the average monthly salaries and wages of the last 6 months prior to retirement. The Company contributes monthly an amount equal to 2% of the retirement fund deposited with Bank of Taiwan, the trustee, under the name of the independent retirement fund committee. Also, the Company would assess the balance in the aforementioned labor pension reserve account by December 31, every year. If the account balance is insufficient to pay the pension calculated by the aforementioned method to the employees expected to qualify for retirement in the following year, the Company will make contributions for the deficit by next March.

	<u>December 31, 2021</u>	<u>December 31, 2020</u>
Present value of defined benefit obligations	\$ 1,802,651	\$ 1,944,761
Fair value of plan assets	( 536,491)	( 543,215)
Net defined benefit liability	<u>\$ 1,266,160</u>	<u>\$ 1,401,546</u>

	2021		
	Present value of defined benefit obligations	Fair value of plan assets	Net defined benefit liability
At January 1	\$ 1,944,761	\$ 543,215	\$ 1,401,546
Current service cost	6,950	-	6,950
Interest income	-	2,173	( 2,173)
Interest expense	7,779	-	7,779
	<u>1,959,490</u>	<u>545,388</u>	<u>1,414,102</u>
Remeasurements:			
Return on plan assets (excluding amounts included in interest income or expense)	-	8,137	( 8,137)
Change in population assumptions	2,051	-	2,051
Change in financial assumptions	( 66,734)	-	( 66,734)
Experience adjustments	( 30,026)	-	( 30,026)
	<u>( 94,709)</u>	<u>8,137</u>	<u>( 102,846)</u>
Pension fund contribution	-	14,852	( 14,852)
Paid pension	( 62,130)	( 31,886)	( 30,244)
At December 31	<u>\$ 1,802,651</u>	<u>\$ 536,491</u>	<u>\$ 1,266,160</u>



	2020		
	Present value of defined benefit obligations	Fair value of plan assets	Net defined benefit liability
At January 1	\$ 1,954,134	\$ 566,295	\$ 1,387,839
Current service cost	8,223	-	8,223
Interest income	-	4,530	( 4,530)
Interest expense	15,633	-	15,633
	<u>1,977,990</u>	<u>570,825</u>	<u>1,407,165</u>
Remeasurements:			
Return on plan assets (excluding amounts included in interest income or expense)	-	21,537	( 21,537)
Change in financial assumptions	94,390	-	94,390
Experience adjustments	( 25,227)	-	( 25,227)
	<u>69,163</u>	<u>21,537</u>	<u>47,626</u>
Pension fund contribution	-	15,947	( 15,947)
Paid pension	( 102,392)	( 65,094)	( 37,298)
At December 31	<u>\$ 1,944,761</u>	<u>\$ 543,215</u>	<u>\$ 1,401,546</u>

(e) The principal actuarial assumptions used were as follows:

	2021	2020
Discount rate	0.7%	0.4%
Future salary increases	3.5%	3.5%

	<u>Discount rate</u>		<u>Future salary increases</u>	
	<u>Increase</u> <u>0.25%</u>	<u>Decrease</u> <u>0.25%</u>	<u>Increase</u> <u>0.25%</u>	<u>Decrease</u> <u>0.25%</u>
<u>December 31, 2021</u>				
Effect on present value of defined benefit obligation	<u>(\$ 51,622)</u>	<u>\$ 53,689</u>	<u>\$ 47,774</u>	<u>(\$ 46,292)</u>
<u>December 31, 2020</u>				
Effect on present value of defined benefit obligation	<u>(\$ 59,721)</u>	<u>\$ 62,244</u>	<u>\$ 55,505</u>	<u>(\$ 53,680)</u>

efined contribution plans

Effective July 1, 2005, the Company and its domestic subsidiaries have established a defined covering all regular employees with R.O.C. nationality. Under the New Plan, the Company

Labor Insurance. The benefits accrued are paid monthly or in lump sum upon termination of employment.

The subsidiaries in mainland China have defined contribution pension plans and contribute independent fund administered by a government agency. The plan is administered by the government of mainland China. Other than the monthly contributions, the Group does not have further pension liabilities.

he pension costs under the defined contribution pension plans of the Group for the years ended December 31, 2021 and 2020 were \$16,463,143 and \$10,737,739, respectively. As a result of the coronavirus pandemic in China in early 2020, the local government reduced by

half the pension insurance for a period of six months from February 2020.

(23) \_\_\_\_\_

, the share-based payment transactions of Foxconn Interconnect Technology Limited and Foxconn Industrial Internet Co., Ltd., Bharat FIH Limited and FIH Mobile Limited, subsidiaries of the Company, are set forth below

Type of arrangement	Grant date	Quantity granted	Vesting conditions
Senior management share grant plan	January 1, 2015	349,440,000	Note (1)
Restricted share plan	December 6, 2017	259,240,433	Note (2)
Restricted share plan	April 30, 2019	149,183,352	Note (2)
Restricted share plan	September 11, 2019	10,348,325	Note (2)
Restricted share plan	December 31, 2019	18,881,226	Note (2)
Employee stock options	April 30, 2019	25,947,021	Note (3)
Employee stock options	September 11, 2019	473,000	Note (3)
Employee stock options	December 31, 2019	6,013,755	Note (3)
Share award program	December 31, 2021	200,000	Note (4)
Share award program	December 31, 2021	4,500,000	Note (4)
Employee stock options	December 28, 2018	41,763,000	Note (5)
Stock options plan	December 31, 2021	83,110,000	Note (6)
Share award program	December 31, 2021	7,328,361	Note (7)

Note 1: Grantees do not need to pay to acquire those shares. Such vesting schedule was subsequently revised by the Company in May 2017, under which the shares will be vested from March 31, 2018

quarter of 2018 and 3.25% in each quarter from 2019 to 2022.

Note 2: The employees can only exercise the rights after fulfilling the stipulated term of service under the limited partnership agreement. The difference between the fair value of the equity instrument and the consideration paid by the employee to acquire the instrument is amortised over a service period of 3 to 5 years starting from the grant date.

Note 3: From the date of grant that exercises issue annually in five years, each issue exercises 20% equally.

Note 4: Vested immediately.

Note 5: Vesting period is over 1 to 4 years starting from grant date which was December 28, 2018.

Note 6: Grantees need to pay to acquire those shares. Vesting period is over 1 to 3 years starting from the grant date. Exercise period is starting from December 1, 2022 to November 30, 2029.

Note 7:

A. \_\_\_\_\_

The weighted average fair value of shares granted under this plan determined using the H-model was USD 0.25 per share. The significant inputs into the model were weighted average cost of

capital of 13.4%, perpetuity growth rate of 3%, discount for lack of marketability of 20% and control premium of 20%. The volatility is measured at the standard deviation of continuously compounded share returns based on statistical analysis of daily share prices of comparable companies in the market.

B. \_\_\_\_\_

The fair value of shares granted was RMB3,873,301 thousand.

C. \_\_\_\_\_

The increment of fair value related to the Options determined using the Black-Scholes model was RMB217,098 thousand.

D. \_\_\_\_\_

The share incentive plan is to purchase treasury shares from the market in 2017 and hold them in trust form until employees reach the conditions of grant set by the plan. For the years ended December 31, 2021 and 2020, expenses incurred on the share incentive plan were \$26,203 (USD935 thousand) and \$63,096 (USD2,135 thousand), respectively.

E. \_\_\_\_\_

On December 28, 2018, the Company granted certain eligible employees an aggregated 41,763,000 share options at an exercise price of HKD3.422 per share and will be vested over 1-year to 4-year period. The share options granted are subject to performance related adjustment. The fair value of the options determined using the Black-Scholes model was \$185,091 (USD6,139 thousand), and the share-based payment expenses incurred under this transaction

F. \_\_\_\_\_

For the year ended December 31, 2021, the subsidiary granted certain eligible employees and professionals an aggregated 83,110,000 units of options at an exercise price of INR 20 per unit and will be vested over 1-year to 3-year period. The fair value of the options determined using the Black-Scholes model was INR 11 per unit. The main assumptions used are expected price volatility of 52.46%, expected option life of 5.1 years, risk-free interest rate of 5.68% and dividend rate of 0%. The share-based payment expense incurred under this transaction for the year ended December 31, 2021 was \$13,697 (USD 489 thousand).

G. \_\_\_\_\_

In December 2021, the subsidiary granted specific persons an aggregated 7,328,361 ordinary shares, which are only allowed to be sold before January 2022. Those shares were repurchased from the market and deposited at the trust. The share-based payment expense incurred under this transaction for the year ended December 31, 2021 was \$14,369 (USD 513 thousand).

(24) \_\_\_\_\_

	<u>December 31, 2021</u>	<u>December 31, 2020</u>
Deferred government grants	\$ 4,737,830	\$ 4,598,516
Reserve for retirement pension	1,352,590	1,460,160
Advanced rent receipts	1,632,908	1,693,008
Others	3,739,202	3,231,652
	<u>\$ 11,462,530</u>	<u>\$ 10,983,336</u>

(25) \_\_\_\_\_

	<u>Warranty</u>	<u>Decommissioning liabilities</u>	<u>Others</u>	<u>Total</u>
At January 1, 2021	\$ 4,128,480	\$ 407,915	\$ 8,037	\$ 4,544,432
Provisions during the year	449,077	22,733	-	471,810
Used during the year	( 232,111)	-	-	( 232,111)
Unused amounts reversed	( 1,330,180)	-	( 8,037)	( 1,338,217)
Exchange differences	( 138,681)	-	-	( 138,681)
At December 31, 2021	<u>\$ 2,876,585</u>	<u>\$ 430,648</u>	<u>\$ -</u>	<u>\$ 3,307,233</u>

	<u>December 31, 2021</u>	<u>December 31, 2020</u>
Current	\$ 2,876,585	\$ 4,136,517
Non-current	<u>\$ 430,648</u>	<u>\$ 407,915</u>

(26) \_\_\_\_\_

A.

B.

(a)

(b)

(c)

(d)

C.

The Company's subsidiary, Hon Jin International Investment Co., Ltd., acquired ordinary shares issued by the Company in 1998. As of December 31, 2021 and 2020, the subsidiary all owned a total of 1,483,078 shares. The original cost of treasury stocks was \$18,901, and the cost after capital reduction was \$15,194

(27) \_\_\_\_\_

Pursuant to the R.O.C. Company Act, capital reserve arising from paid-in capital in excess of par value on issuance of common stocks and donations can be used to cover accumulated deficit or to issue new stocks or cash to shareholders in proportion to their share ownership, provided that the Company has no accumulated deficit. Further, the R.O.C. Securities and Exchange Act requires that the amount of capital reserve to be capitalised mentioned above should not exceed 10% of the paid-in capital each year. Capital reserve should not be used to cover accumulated deficit unless the legal reserve is insufficient.

	2021				
	Share premium	Changes in ownership interests in subsidiaries	Net change in equity of associates	Share option	Total
At January 1	\$ 88,501,031	\$ 102,442,097	\$ 10,603,561	\$ 1,099,253	\$ 202,645,942
Adjustments arising from changes in percentage of ownership in subsidiaries	-	3,744,555	-	-	3,744,555
Changes in equity of associates and joint ventures accounted for under the equity method	-	-	( 4,642,079)	-	( 4,642,079)
Due to recognition of equity component of convertible bonds issued	-	-	-	336,012	336,012
At December 31	<u>\$ 88,501,031</u>	<u>\$ 106,186,652</u>	<u>\$ 5,961,482</u>	<u>\$ 1,435,265</u>	<u>\$ 202,084,430</u>
	2020				
	Share premium	Changes in ownership interests in subsidiaries	Net change in equity of associates	Share option	Total
At January 1	\$ 88,501,031	\$ 99,189,558	\$ 10,593,529	\$ 1,099,253	\$ 199,383,371
Adjustments arising from changes in percentage of ownership in subsidiaries	-	3,252,539	-	-	3,252,539
Changes in equity of associates and joint ventures accounted for under the equity method	-	-	10,032	-	10,032
At December 31	<u>\$ 88,501,031</u>	<u>\$ 102,442,097</u>	<u>\$ 10,603,561</u>	<u>\$ 1,099,253</u>	<u>\$ 202,645,942</u>

Regarding the recognition of the capital surplus from changes in ownership interests in subsidiaries, refer to Note 6(30) for details; the recognition of the capital surplus from changes in equity interests in associates, refer to Note 6(9) for details.

(28) \_\_\_\_\_

Except for covering accumulated deficit or issuing new stocks or cash to shareholders in proportion to their share ownership, the legal reserve shall not be used for any other purpose. The use of legal reserve for the issuance of stocks or cash to shareholders in proportion to their share ownership is permitted, provided that the balance of the reserve exceeds 25% of the -in capital.

In accordance with the regulations, the Company shall set aside special reserve from the debit balance on other equity items at the balance sheet date before distributing earnings. When debit balance on other equity items is reversed subsequently, the reversed amount could be included in the distributable earnings.

The appropriations of 2021 earnings were proposed during the board meeting on March 23, 2022.

The appropriations of 2020 July 23,  
2021. Details are summarized as follows:

	2021		2020	
	Amount	Dividends per share (in dollars)	Amount	Dividends per share (in dollars)
Legal reserve	\$ 14,138,417		\$ 9,711,843	
Stock dividends	2,190,767		( 15,136,594)	
Cash dividends	72,087,551	\$ 5.2	55,451,962	\$ 4.0
	\$ 88,416,735		\$ 50,027,211	



(29) \_\_\_\_\_

	2021			
	Financial assets at fair value through other comprehensive income	Currency translation adjustments	Hedging instruments	Total
At January 1	\$ 37,236,853	(\$ 124,551,979)	\$ -	(\$ 87,315,126)
Revaluation:				
- Group	18,818,115	-	-	18,818,115
- Associates	1,382,226	-	-	1,382,226
Revaluation transferred to retained earnings	( 795,774)	-	-	( 795,774)
Currency translation:				
- Group	-	( 14,662,888)	-	( 14,662,888)
- Associates	-	( 7,098,091)	-	( 7,098,091)
Cash flow hedges:				
- Fair value gains during the year	-	-	1,572,299	1,572,299
- Tax on fair value gains	-	-	( 29,231)	( 29,231)
- Transfers to other equity items	-	-	( 1,377,423)	( 1,377,423)
At December 31	<u>\$ 56,641,420</u>	<u>(\$ 146,312,958)</u>	<u>\$ 165,645</u>	<u>(\$ 89,505,893)</u>
	2020			
	Financial assets at fair value through other comprehensive income	Currency translation adjustments		Total
At January 1	\$ 11,437,746	(\$ 113,889,466)	(\$	102,451,720)
Revaluation:				
- Group	20,644,948	-	-	20,644,948
- Associates	497,658	-	-	497,658
Revaluation transferred to retained earnings	4,656,501	-	-	4,656,501
Currency translation:				
- Group	-	( 12,757,150)	(	12,757,150)
- Associates	-	2,094,637		2,094,637
At December 31	<u>\$ 37,236,853</u>	<u>(\$ 124,551,979)</u>	<u>(\$</u>	<u>87,315,126)</u>

(30) \_\_\_\_\_

	Years ended December 31,	
	2021	2020
At January 1	\$ 176,869,033	\$ 159,641,071
Share attributable to non-controlling interests:		
Gain for the year	14,502,709	12,530,780
Currency translation difference	( 1,437,325)	( 2,623,729)
Unrealised gains and losses on investments in equity instruments measured at fair value through other comprehensive income	( 1,191,913)	( 645,723)
Gain on hedging instrument	30,252	-
Earnings distribution to non-controlling interests	( 3,292,721)	( 2,685,915)
Changes in non-controlling interests	7,322,773	10,652,549
At December 31	<u>\$ 192,802,808</u>	<u>\$ 176,869,033</u>

A.

B. The above changes in 2021 mainly pertain to the subscription of Far Eastone Telecommunications Co., Ltd. of 500,000 thousand shares of the subsidiary of the Group, Asia Pacific Telecom Co., Ltd., on September 24, 2021. As a result, the non-controlling interest of the Group increased by \$5,000,000.

C.

(31) \_\_\_\_\_

Disaggregation of revenue from contracts with customers

Contract assets and liabilities

The Group has recognised the following revenue-related contract liabilities:

	<u>December 31, 2021</u>	<u>December 31, 2020</u>	<u>January 1, 2020</u>
Contract liabilities (shown as other current liabilities )	<u>\$ 21,342,884</u>	<u>\$ 25,212,533</u>	<u>\$ 25,153,889</u>

Contract liabilities at the beginning of the year amounting to \$16,710,830 and \$19,321,686 were recognised as revenues , respectively.

Under IFRS 15, the incremental costs related to obtaining a telecommunication contract was recognised as an asset as the Group expects to recover these costs. For the details on incremental costs recognised during the , refer to Note 6(15).

(32) \_\_\_\_\_

	Years ended December 31,	
	2021	2020
Interest income from bank deposits	\$ 29,745,645	\$ 44,066,553
Interest income from current financial assets at amortised cost	2,710,396	3,867,799
	<u>\$ 32,456,041</u>	<u>\$ 47,934,352</u>

(33) \_\_\_\_\_

	Years ended December 31,	
	2021	2020
Rental income	\$ 2,155,044	\$ 2,937,565
Dividend income	10,255,146	4,891,042
Government grants	546,543	1,241,388
Other non-operating income	2,226,458	2,817,538
	<u>\$ 15,183,191</u>	<u>\$ 11,887,533</u>

(34) \_\_\_\_\_

	Years ended December 31,	
	2021	2020
Net gain on financial assets and liabilities at fair value through profit or loss	\$ 2,531,148	\$ 13,727,567
Gain (loss) on disposal of property, plant and equipment	1,403,856 (	873,283)
Gain on disposal of investment	2,938,622	633,645
Net currency exchange loss	( 5,075,113)	( 1,671,581)
Impairment loss	( 340,910)	( 959,481)
Other gain or losses	( 930,806)	( 3,542,402)
	<u>\$ 526,797</u>	<u>\$ 7,314,465</u>

(35) \_\_\_\_\_

Additional disclosures related to cost of sales and operating expenses are as follows

	Years ended December 31,	
	2021	2020
Product warranty costs	\$ 28,715,031	\$ 36,411,836
Employee benefit expense	303,123,509	280,551,685
Depreciation	70,125,301	60,952,265
Amortisation	5,355,858	4,161,469
	<u>\$ 407,319,699</u>	<u>\$ 382,077,255</u>

(36) \_\_\_\_\_

	Years ended December 31,	
	2021	2020
Wages and salaries	\$ 258,116,660	\$ 241,135,661
Share-based payment	2,462,747	4,403,815
Labor and health insurance fees	11,145,364	8,187,657
Pension costs	16,475,699	10,757,065
Other personnel expenses	14,923,039	16,067,487
	<u>\$ 303,123,509</u>	<u>\$ 280,551,685</u>

A. In accordance with the Articles of Incorporation of the Company, a ratio of distributable profit of the current year, after covering accumulated losses, shall be distributed as employees'

B.

Compensation resolved by the Board of Directors amounted to \$8,122,670 and \$6,001,329 on March 23, 2022 and March 30, 2021, respectively. The amounts were the same with the amounts recognised in the financial statements for the years ended December 31, 2021 and 2020, and will be distributed in the form of cash.

(37) \_\_\_\_\_

	Years ended December 31,	
	2021	2020
Interest expense:		
Bank borrowings	\$ 16,284,151	\$ 36,124,258
Corporate bonds	4,218,476	2,831,396
Interest expense from lease liability	1,300,151	1,193,246
Financing expense from accounts receivable factoring	155,717	168,113
	<u>\$ 21,958,495</u>	<u>\$ 40,317,013</u>

(38) \_\_\_\_\_

(a)

	Years ended December 31,	
	2021	2020
Current tax:		
Current tax on profits for the year	\$ 31,515,642	\$ 30,671,601
Tax on undistributed surplus earnings	2,355,930	422,473
Adjustments in respect of prior years	(2,852,042)	744,825
Total current tax	<u>31,019,530</u>	<u>31,838,899</u>
Deferred tax:		
Origination and reversal of temporary differences	8,729,172	188,548
Impact of change in tax rate	-	(880,800)
Total deferred tax	<u>8,729,172</u>	<u>(692,252)</u>
Income tax expense	<u>\$ 39,748,702</u>	<u>\$ 31,146,647</u>

(b)

	Years ended December 31,	
	2021	2020
Measured at fair value through other comprehensive income from changes in fair values	(\$ 4,142,199)	\$ -
Cash flow hedges	(34,570)	-
Remeasurement of defined benefit obligations	(20,569)	9,525
	<u>(\$ 4,197,338)</u>	<u>\$ 9,525</u>

	Years ended December 31,	
	2021	2020
Tax calculated based on profit before tax and statutory tax rate	\$ 66,245,805	\$ 44,820,354
Tax exempt income by tax regulation	( 25,813,193)	( 13,979,463)
Prior year income tax (overestimation) underestimation	( 2,852,042)	744,825
Tax on undistributed earnings	2,355,930	422,473
Others	( 187,798)	( 861,542)
Income tax expense	39,748,702	31,146,647
Change in deferred income tax	( 8,729,172)	( 188,548)
Impact of change in the tax rate	-	880,800
Prior year income tax overestimation (underestimation)	2,852,042 (	744,825)
Prepaid income tax	( 13,862,785)	( 5,916,004)
Income tax payable for prior years	7,641,715	638,116
Others	( 1,176,477)	( 1,811,868)
Current income tax liability	<u>\$ 26,474,025</u>	<u>\$ 24,004,318</u>

	Year ended December 31, 2021			
	January 1	Recognised in profit or loss	Recognised in other comprehensive income	December 31
Temporary differences:				
Deferred tax assets:				
Reserve for inventory obsolescence and market price decline	\$ 2,053,929	(\$ 191,003)	\$ -	\$ 1,862,926
Deferred revenue	1,374,885	( 89,265)	-	1,285,620
Unrealised loss on financial instruments	258,885	( 102,528)	-	156,357
Accrued expenses	1,710,185	175,715	-	1,885,900
Difference between accounting and tax bases due to depreciation	1,919,690	669,115	-	2,588,805
Reserve for pension cost	290,593	39,905	( 20,569)	309,929
Unused compensated absences	537,331	25,970	-	563,301
Others	<u>11,801,354</u>	<u>144,704</u>	<u>-</u>	<u>11,946,058</u>
	<u>19,946,852</u>	<u>672,613</u>	<u>( 20,569)</u>	<u>20,598,896</u>
Deferred tax liabilities:				
Foreign investment income using equity method	( 4,815,981)	( 7,350,799)	-	( 12,166,780)
Unrealised exchange gain	( 726,579)	( 393,669)	-	( 1,120,248)
Interest income	( 2,576,904)	960,571	-	( 1,616,333)
Others	<u>( 10,685,655)</u>	<u>( 2,617,888)</u>	<u>( 4,176,769)</u>	<u>( 17,480,312)</u>
	<u>( 18,805,119)</u>	<u>( 9,401,785)</u>	<u>( 4,176,769)</u>	<u>( 32,383,673)</u>
	<u>\$ 1,141,733</u>	<u>(\$ 8,729,172)</u>	<u>(\$ 4,197,338)</u>	<u>(\$ 11,784,777)</u>

	Year ended December 31, 2020			
	<u>January 1</u>	<u>Recognised in profit or loss</u>	<u>Recognised in other comprehensive income</u>	<u>December 31</u>
Temporary differences:				
Deferred tax assets:				
Reserve for inventory obsolescence and market price decline	\$ 1,392,595	\$ 661,334	\$ -	\$ 2,053,929
Deferred revenue	1,366,424	8,461	-	1,374,885
Unrealised loss on financial instruments	177,600	81,285	-	258,885
Accrued expenses	1,727,478	( 17,293)	-	1,710,185
Difference between accounting and tax bases due to depreciation	1,841,610	78,080	-	1,919,690
Reserve for pension cost	278,064	3,004	9,525	290,593
Unused compensated absences	775,714	( 238,383)	-	537,331
Others	<u>11,141,980</u>	<u>659,374</u>	<u>-</u>	<u>11,801,354</u>
	<u>18,701,465</u>	<u>1,235,862</u>	<u>9,525</u>	<u>19,946,852</u>
Deferred tax liabilities:				
Foreign investment income using equity method	( 4,378,792)	( 437,189)	-	( 4,815,981)
Unrealised exchange gain	( 459,505)	( 267,074)	-	( 726,579)
Interest income	( 3,711,661)	1,134,757	-	( 2,576,904)
Others	<u>( 9,711,551)</u>	<u>( 974,104)</u>	<u>-</u>	<u>( 10,685,655)</u>
	<u>( 18,261,509)</u>	<u>( 543,610)</u>	<u>-</u>	<u>( 18,805,119)</u>
	<u>\$ 439,956</u>	<u>\$ 692,252</u>	<u>\$ 9,525</u>	<u>\$ 1,141,733</u>



(39) \_\_\_\_\_

	<u>Year ended December 31, 2021</u>		
	<u>Amount</u>	<u>Weighted average</u>	<u>Earnings</u>
	<u>after tax</u>	<u>number of ordinary</u>	<u>per share</u>
		<u>shares outstanding</u>	<u>per share</u>
		<u>(shares in thousands)</u>	<u>(in dollars)</u>
<u>Basic earnings per share</u>			
Profit attributable to ordinary shareholders of the parent	<u>\$ 139,320,332</u>	<u>13,861,508</u>	<u>\$ 10.05</u>
<u>Diluted earnings per share:</u>			
Profit attributable to ordinary shareholders of the parent	\$ 139,320,332	13,861,508	
Assumed conversion of all dilutive potential ordinary shares			
Employees compensation	-	78,103	
Convertible bonds-overseas	<u>203,607</u>	<u>136,266</u>	
Profit attributable to ordinary shareholders of the parent plus assumed conversion of all dilutive potential ordinary shares	<u>\$ 139,523,939</u>	<u>14,075,877</u>	<u>\$ 9.91</u>
	<u>Year ended December 31, 2020</u>		
	<u>Amount</u>	<u>Weighted average</u>	<u>Earnings</u>
	<u>after tax</u>	<u>number of ordinary</u>	<u>per share</u>
		<u>shares outstanding</u>	<u>per share</u>
		<u>(shares in thousands)</u>	<u>(in dollars)</u>
<u>Basic earnings per share</u>			
Profit attributable to ordinary shareholders of the parent	<u>\$ 101,794,807</u>	<u>13,861,508</u>	<u>\$ 7.34</u>
<u>Diluted earnings per share:</u>			
Profit attributable to ordinary shareholders of the parent	\$ 101,794,807	13,861,508	
Assumed conversion of all dilutive potential ordinary shares			
Employees compensation	-	65,232	
Convertible bonds-overseas	<u>227,880</u>	<u>96,070</u>	
Profit attributable to ordinary shareholders of the parent plus assumed conversion of all dilutive potential ordinary shares	<u>\$ 102,022,687</u>	<u>14,022,810</u>	<u>\$ 7.28</u>

(40) Business combinations

with Hua-Chuang Co., Ltd. on November 6, 2020. Hua-Chuang Co., Ltd. contributed asset with a value of \$7,542,000 as capital, and the Group contributed cash amounting to \$7,850,321 as capital. From the business combination, the Group mainly obtained the technology in progress and construction in progress-mould equipment with total amount of \$7,542,000. With the acquisition, the Group looks forward to develop the business of electric vehicle.

	<u>Foxtron Vehicle Technologies Co., Ltd.</u>
Purchase consideration	
Cash paid	\$ 7,850,321
Fair value of the non-controlling interest	<u>7,542,000</u>
	15,392,321
Recognised amount of identifiable assets acquired and liabilities assumed	
Cash and cash equivalents	7,850,321
Property, plant and equipment	1,182,000
Intangible assets	<u>6,360,000</u>
Total identifiable net assets	<u>15,392,321</u>
Goodwill	<u>\$ -</u>

The fair value of the acquired identifiable tangible and intangible assets of \$7,542,000 (including electric vehicle platform, automobile power system and related developing technology, and mould equipment). For details, refer to Notes 6(10) and 6(14).

- D. FuYang Soleros Technology (Nanyang) Co., Ltd., a subsidiary of the Company, acquired 100% equity interest in Shandong Chengshang Energy Co., Ltd. in the second quarter of 2020 for a consideration of RMB275,260 thousand. The subsidiary mainly acquired property, plant and equipment of \$1,400,306 as a result of said acquisition.
- E. Foxconn Precision International Limited, a subsidiary of the Company, acquired 100% equity interest in Leapsy International Ltd. in the second quarter of 2020 for a consideration of RMB31,068 thousand. The subsidiary mainly acquired patent of \$142,697 as a result of said acquisition.
- F. Jusda Supply Chain Management International Co., Ltd., a subsidiary of the Group, acquired 100% equity interest in Guangxi Yuchai Logistics Co., Ltd. in the third quarter of 2021 for a consideration of RMB 1 billion. The subsidiary mainly acquired property, plant and equipment and intangible assets as a result of said acquisition.
- G. Foxconn Interconnect Technology Limited, a subsidiary of the Group, acquired 100% equity interest in Sound Legend Limited in October 2021. The subsidiary issued 175,787 thousand with a fair value of USD36,059 as consideration. The

subsidiary mainly acquired property, plant and equipment and intangible assets as a result of said acquisition.

(41) \_\_\_\_\_

A.

	Years ended December 31,	
	2021	2020
Purchase of property, plant and equipment	\$ 93,737,119	\$ 65,897,393
Add: Opening balance of payable on equipment	22,979,363	22,418,721
Less: Ending balance of payable on equipment	( 24,349,399)	( 22,979,363)
Net exchange differences	( 71,399)	163,290
Cash paid during the year	<u>\$ 92,295,684</u>	<u>\$ 65,500,041</u>
Disposal of property, plant and equipment	\$ 8,503,059	\$ 6,054,328
Add: Opening balance of receivable on equipment	170,110	220,019
Less: Ending balance of receivable on equipment	( 902,692)	( 170,110)
Net exchange differences	( 1,375)	362
Cash received during the year	<u>\$ 7,769,102</u>	<u>\$ 6,104,599</u>

	2021					
	Short-term notes and bills payable	Short-term borrowings	Long-term borrowings	Bonds payable	Lease liabilities	Liabilities from financing activities-gross
At January 1	\$ 39,101,893	\$ 446,422,100	\$ 46,311,452	\$ 243,923,519	\$ 29,449,012	\$ 805,207,976
Changes in cash flow from financing activities	( 15,129,779)	99,435,408	6,618,505	21,674,438	( 10,805,466)	101,793,106
Changes in other non-cash items	27,003	514,500	( 31,899)	( 118,036)	12,022,919	12,414,487
Impact of changes in foreign exchange rate	-	-	( 1,368,410)	( 2,823,241)	( 5,085,380)	( 9,277,031)
At December 31	<u>\$ 23,999,117</u>	<u>\$ 546,372,008</u>	<u>\$ 51,529,648</u>	<u>\$ 262,656,680</u>	<u>\$ 25,581,085</u>	<u>\$ 910,138,538</u>
	2020					
	Short-term notes and bills payable	Short-term borrowings	Long-term borrowings	Bonds payable	Lease liabilities	Liabilities from financing activities-gross
At January 1	\$ 30,528,296	\$ 380,866,050	\$ 56,130,163	\$ 214,051,708	\$ 28,006,381	\$ 709,582,598
Changes in cash flow from financing activities	8,549,712	65,556,050	( 10,165,962)	32,722,252	( 7,701,599)	88,960,453
Changes in other non-cash items	23,885	-	23,600	309,994	10,558,087	10,915,566
Impact of changes in foreign exchange rate	-	-	323,651	( 3,160,435)	( 1,413,857)	( 4,250,641)
At December 31	<u>\$ 39,101,893</u>	<u>\$ 446,422,100</u>	<u>\$ 46,311,452</u>	<u>\$ 243,923,519</u>	<u>\$ 29,449,012</u>	<u>\$ 805,207,976</u>

7. \_\_\_\_\_

(1) \_\_\_\_\_

<u>Names of related parties</u>	<u>Relationship with the Group</u>
Sharp Corporation and subsidiaries	Associate
Foxconn Technology Co., Ltd. and subsidiaries	Associate
Pan International Industrial Corporation and subsidiaries	Associate
Eson Precision Ind. Co., Ltd. and subsidiaries	Associate
General Interface Solution Holding Limited and subsidiaries	Associate
Zhen Ding Technology Holding Limited and subsidiaries	Associate
Ennoconn Corporation and subsidiaries	Associate
CyberTAN Technology, Inc. and subsidiaries	Associate
Foxsemicon Integrated Technology Inc. and subsidiaries	Associate
G-TECH Optoelectronics Corporation	Associate
Advanced Optoelectronic Technology Inc.	Associate
Ampower Technology Co., Ltd.	Associate
Fitipower Integrated Technology Inc. and subsidiaries	Associate
Zeitec Semiconductor Co., Ltd.	Associate
Foxstar Technology Co., Ltd.	Associate
Dawan District Semiconductor (Zhuhai) Co., Ltd.	Associate
CJ Electric Systems Co., Ltd.	Associate
Ampower (BeiHai) Ltd.	Associate
SafeDX S.R.O.	Associate
Beijing HengYu New Energy Auto Rental Co., Ltd.	Associate
Hangzhou GengDe Electronics Co., Ltd.	Associate
LingYanGe Semiconductor, Inc.	Associate
Shenzhen Lluvia Technology Co., Ltd.	Associate
Trans-Iot Technology Co., Ltd.	Associate
Hongkang Zhihui Corporation Limited	Associate
HaiWei Technology (Shenzhen) Co., Ltd.	Associate
Morgen Precision Industry Co., Ltd. and subsidiaries	Associate
Zhoukou Gengde Electronics Co., Ltd.	Associate
He Cheng Da Technology (Shenzhen) Co., Ltd.	Associate
Sichuang Cheng Gong Fu Chuang Technology Co., Ltd.	Associate
Maxnerva Technology Services Ltd. and subsidiaries	Associate
FuDongQun Automation Technology (Shenzhen) Co., Ltd.	Associate
Hunan Fuyuan Intelligent Technology Co., Ltd.	Associate
Henan Zhongchi Fulian Precision Technology Co., Ltd.	Associate
Taiwan Intelligent Fiber Optic Network Co.,Ltd.	Associate
Aurora Telecom Corporation	Associate
Chongqing Yuanchuang Technology & Research Industrial Development Co.,Ltd.	Associate
Muqi Precision Industry (Shenzhen) Co., Ltd.	Associate
Shenzhen Xiaohe E-Commerce Ltd.	Associate

Names of related parties	Relationship with the Group
Vas Creative Co., Ltd.	Associate
Shenzheng Mingteng New Material Co., Ltd.	Associate
Amax Engineering Corporation	Associate
Fsk L&S (Shanghai) Co., Ltd.	Associate
Hebi Gengde Electronics Co., Ltd.	Associate
Zettmage Solutions, Inc.	Associate
Pollux Technologies, Inc.	Associate
Qingdao New Core Technology Co., Ltd.	Associate
Digiwin Software Co., Ltd.	Associate
Shin Puu Technology Co., Ltd.	Associate
Zhong Yang Technology Co., Ltd. and subsidiaries	Associate
Hua-Chuang Automobile Information Technical Center Co., Ltd.	Other related party
Cheng Uei Precision Industry Co., Ltd. and subsidiaries	Other related party
Innolux Corporation and subsidiaries	Other related party
SIO International Holdings Limited and subsidiaries	Other related party
ES Platform Limited	Other related party

(2)

	Years ended December 31,	
	2021	2020
Sales of goods:		
Associates	\$ 142,657,033	\$ 150,243,473
Other related party	12,042,928	10,635,966
	<u>\$ 154,699,961</u>	<u>\$ 160,879,439</u>

The above amounts include administration and service revenue. Except for those circumstances wherein there are no similar transactions for reference and the prices and credit periods are negotiated by both parties, the other related party transactions are offered with prices very close to those offered to other customers and given a payment period of 45 to 90 days. For the transactions involving the sale of raw materials to the aforementioned related parties and subsequent repurchase of finished goods made from the same raw materials from the same party, the initial sale of raw materials is eliminated due to economic substance. The sales amount of materials and repurchase price of finished goods were offset against each other and shown at net amount in the financial statements.

	Years ended December 31,	
	2021	2020
Purchase of goods:		
Associates	\$ 85,208,868	\$ 86,802,568
Other related party	8,169,830	11,999,940
	<u>\$ 93,378,698</u>	<u>\$ 98,802,508</u>

Except for those circumstances wherein there are no similar transactions for reference and the prices and payment terms are negotiated by both parties, the Group purchases from the supplier and aforementioned related parties at the prevailing market price. The payment terms given by other vendors and related parties are 45 to 90 days and 30 to 90 days, respectively.

	<u>December 31, 2021</u>	<u>December 31, 2020</u>
Accounts receivable:		
Associates	\$ 32,397,468	\$ 37,132,298
Other related parties	3,071,727	2,296,652
Less: Allowance for doubtful accounts	( 13,300)	( 14,786)
	<u>35,455,895</u>	<u>39,414,164</u>
Other receivables - sale of property, plant and equipment:		
Associates	454,521	126,389
Other receivables - purchase of materials on behalf of related parties:		
Associates	2,149,532	1,075,843
Other related parties	2,672	50,738
Other receivables - dividend receivable:		
Associates	17,432	-
Other receivables - disposal of investment:		
ES Platform Limited	-	5,172,696
Less: Allowance for doubtful accounts	-	( 1,293,174)
	<u>2,624,157</u>	<u>5,132,492</u>
	<u>\$ 38,080,052</u>	<u>\$ 44,546,656</u>

The amount is due 45 to 90 days after the transaction date.

The Company disposed the preferred C stock shares without voting rights of Sharp Corporation on December 29, 2017. The consideration for the disposal of 1,136,363 shares was \$93,128,046 (¥352,490,712 thousand), which is due in each quarter beginning from the settlement date. As of December 31, 2021, all proceeds have been collected. As of December 31, 2020, the allowance for doubtful accounts amounted to \$1,293,174. Allowance for doubtful accounts is calculated based on historical repayment.

The receivables are unsecured and non-interest bearing.

Information relating to credit risk is provided in Note 12(2).

	<u>December 31, 2021</u>	<u>December 31, 2020</u>
Accounts payable:		
Associates	\$ 19,350,886	\$ 24,842,288
Other related parties	<u>1,672,094</u>	<u>2,837,758</u>
	<u>21,022,980</u>	<u>27,680,046</u>
Other payables - acquisition of property, plant and equipment:		
Associates	165,026	456,315
Other payables - procurement of raw materials on behalf of others:		
Associates	<u>2,097,196</u>	<u>2,019,678</u>
	<u>2,262,222</u>	<u>2,475,993</u>
	<u>\$ 23,285,202</u>	<u>\$ 30,156,039</u>

The amount is due 30 to 90 days after the transaction date. The payables are non-interest bearing.

The Group leases buildings from associates. Rental contracts are typically made for periods of 1 to 3 years. Rents are paid at the end of each month.

from related parties.

(c) Lease liabilities

	<u>December 31, 2021</u>	<u>December 31, 2020</u>
Associates	<u>\$ 59,349</u>	<u>\$ 156,507</u>

	<u>December 31, 2021</u>	<u>December 31, 2020</u>
Associates	<u>\$ 61,114</u>	<u>\$ 1,686</u>

	<u>Years ended December 31,</u>	
	<u>2021</u>	<u>2020</u>
Acquisition of property, plant and equipment:		
Associates	<u>\$ 815,796</u>	<u>\$ 746,176</u>

	Years ended December 31,			
	2021		2020	
	Proceeds from sale	Gain on disposal	Proceeds from sale	Gain on disposal
Sale of property, plant and equipment:				
Associates	\$ 514,312	\$ 63,503	\$ 83,684	\$ 19,310
Other related parties	16,033	14,327	51,098	16,171
	<u>\$ 530,345</u>	<u>\$ 77,830</u>	<u>\$ 134,782</u>	<u>\$ 35,481</u>

Year ended December 31, 2020					
	Item recognised	Shares traded	Transaction target	Proceeds from disposal	Gain on disposal
Associates	Investment accounted using the equity method	-	Efeihu (Taiwan) Limited	\$ 10,199	\$ 44

	December 31, 2021	December 31, 2020
Associates	<u>\$ 153,264</u>	<u>\$ 153,282</u>

For collaterals, refer to Table 1.

	Years ended December 31,	
	2021	2020
Associates	<u>\$ 6,117</u>	<u>\$ 8,374</u>

For the years ended December 31, 2021 and 2020, the interest was recognised at the rates of 4% and 1.8%~12%, respectively.

(3) \_\_\_\_\_

	Years ended December 31,	
	2021	2020
Salaries and other short-term employee benefits	\$ 1,556,241	\$ 1,099,768
Post-employment benefits	1,850	2,330
Share-based payments	868,138	941,929
	<u>\$ 2,426,229</u>	<u>\$ 2,044,027</u>



8. \_\_\_\_\_

As of December 31, 2021 and 2020, the book values of the Group's pledged assets are as follows:

Assets	Nature	December 31, 2021	December 31, 2020
Time deposits and cash (shown as current financial assets at amortised cost )	Customs deposits	\$ 176,938	\$ 246,751
Restricted deposits (shown as current financial assets at amortised cost )	Guarantee for prepaid card, performance bond, reserve accounts for short-term loans and security for litigation	146,545	468,414
Time deposits and cash (shown as non-current financial assets at amortised cost )	Security deposit for provisional attachment, bond deposit as security for court proceedings, security deposit for employment of foreign employees and customs deposits	53,352	53,352
Restricted deposits (shown as non-current financial assets at amortised cost )	Switch center lease guarantee, performance bond and the deposits restricted by the court	57,901	1,400,641
Property, plant and equipment and right-of-use assets	Long-term loans	4,587,210	4,789,314
		\$ 5,021,946	\$ 6,958,472

9. \_\_\_\_\_

(1) Contingencies - Significant legal matter

On March 8, 2019, Microsoft Corporation and Microsoft Licensing, GP sued the Group over the dispute regarding the royalty payment under the patent licensing agreement. The two parties in the case has reached a settlement in August 2020. Accordingly, the Group has properly accrued the settlement value in the financial statements and paid in installments according to the agreement.

(2) \_\_\_\_\_

A. Capital expenditure contracted for at the balance sheet date but not yet incurred is as follow

	<u>December 31, 2021</u>	<u>December 31, 2020</u>
Property, plant and equipment	<u>\$ 4,267,388</u>	<u>\$ 6,191,809</u>

B. On November 10, 2021, the Group entered into an asset purchase agreement with Lordstown Motors Corp. and Lordstown EV Corporation, listed companies in U.S. NASDAQ. As of December 31, 2021, the outstanding commitment under the asset purchase agreement was USD 130 million. As of the report date, the above agreement is still pending approval by the Committee on Foreign Investment in the United States. If the transaction will not be completed by April 30, 2022 or terminated by both parties, Lordstown EV Corporation has to return all payments made by the Group.

C. As of December 31, 2021 and 2020, a subsidiary of the Company, Asia Pacific Telecom Co., Ltd.,

D. A subsidiary of the Group, Asia Pacific Telecom Co., Ltd.,

Details are provided in Note

6(15).

E. In order to enhance spectrum efficiency and increase competitiveness with FET, as resolved by the Board of Directors on November 5, 2020, the Group entered into

Group

Group

10. \_\_\_\_\_

11. \_\_\_\_\_

1. On September 4, 2020, the Company passed the resolution of the Board of Directors to exchange 527,524,409 ordinary shares of Asia Pacific Telecom Co., Ltd. held by the Company in exchange for approximately 81,842,616 ordinary shares issued by

After the approval by the authority, the share exchange is expected to be completed on June 30, 2022.

Asia Pacific Telecom Co., Ltd., passed the resolution to terminate the share exchange agreement with Far EasTone Telecommunications Co., Ltd.

2.

resolved to merge with the FET, with FET as the surviving entity and Asia Pacific as the dissolved entity. Under the merger, one share of common stock of FET will be issued in exchange for 0.0934406 share of Asia Pacific based on the stockholder on record as reflected in the Shareholder Register on the effective date of merger (tentatively set on September 30, 2022).

3. The appropriation of 2021 earnings was approved by the Board of Directors on March 23, 2022. Refer to Note 6(28) for details.

12. \_\_\_\_\_

(1) Capital management

the goal to provide returns for shareholders and to maintain an optimal capital structure to reduce the cost of capital. In order to maintain or adjust the capital structure, the Group may adjust the amount of dividends paid to shareholders, issue new shares or sell assets to reduce debt. The Group monitors capital on the basis of the gearing ratio. This ratio is calculated as net debt divided by total capital. Net debt is calculated as total borrowings (including \_\_\_\_\_ - as shown in the consolidated balance sheet) less cash and cash equivalents. Total capital is calculated

strategy, which was unchanged from 2020, was to maintain the gearing ratio at 70% or below.

(2) \_\_\_\_\_

A. Financial instruments by category

Refer to the consolidated balance sheets and Note 6 for the amounts and details of the financial assets (financial assets at fair value through profit or loss, financial assets at fair value through other comprehensive income, financial assets at amortised cost, derivative financial assets for hedging, accounts receivable (including related parties) and other receivables) and financial liabilities (financial liabilities at fair value through profit or loss, accounts payable (including related parties), other payables, short-term loans, long-term loans and corporate bonds payable).

B. Financial risk management policies

(a) Risk categories:

The Group employs a comprehensive risk management and control system to clearly identify, measure, and control the various kinds of financial risk it faces, including market risk (including foreign exchange risk, interest rate risk and price risk), credit risk, and liquidity risk

(b) Management objectives:

i. Except for market risk, which is controlled by outside factors, the remainder of the

foregoing types of risks can be controlled internally or removed from business processes. Therefore, the goal in managing each of these risks is to reduce them to zero

- ii. As for market risk, the goal is to optimize its overall position through strict analysis, suggestion, execution and audit processes, and proper consideration of a) long-term trends in the external economic/financial environment, b) internal operating conditions, and c) the actual effects of market fluctuations
- iii. The Group's overall risk management policy focuses on the unpredictable item of financial markets and seeks to reduce the risk that potentially pose adverse effects on the Group's financial position and financial performance
- iv. For the information on the derivative financial instruments that the Group enters into, refer to Notes 6(2) and (5).

(c) Management system:

i. Risk

approved by the Board. Through cooperation with the Group's operating units, finance department is responsible for identifying, evaluating and hedging financial risks.

- ii. The Board has a written policy covering overall risk management. It also has written policies covering specific issues, such as exchange rate risk, interest rate risk, credit risk, derivative and non-derivative financial instruments used, and the investment of excess working capital

C. Significant financial risks and degrees of financial risks

(a)

- i. \_\_\_\_\_
  - (i)

a.

b.

(ii)

a.

b.

(iii)

a. U.S. dollar and NT dollar:

Foreign exchange risk arises primarily from U.S. dollar-denominated cash, cash equivalents, accounts receivable and other receivables, other assets, loans, accounts payable and other payables and other liabilities, which results in exchange loss or gain when they are converted into New Taiwan dollars.

b.

Foreign exchange risk arises primarily from U.S. dollar-denominated cash, cash equivalents, accounts receivable and other receivables, other assets, loans, accounts payable and other payables and other liabilities, which results in exchange loss or gain when they are converted into RMB.

c. JPY and U.S. dollar:

Foreign exchange risk arises primarily from yen-denominated loans, accounts payable and other payables, which results in exchange loss or gain when they are converted into U.S. dollar.

d. JPY and NT dollar:

Foreign exchange risk arises primarily from yen-denominated loans, accounts payable and other payables, which results in exchange loss or gain when they are converted into New Taiwan dollars.

(iv)

The information on assets and liabilities denominated in foreign currencies whose values would be materially affected by the exchange rate fluctuations is as follows

(Foreign currency: Functional currency)	December 31, 2021				
	Foreign currency amount (in thousands)	Exchange rate	Book value (NTD)	Extent of variation	Sensitivity analysis Effect on profit or loss
<u>Financial assets</u>					
<u>Monetary items</u>					
USD : NTD	\$ 30,580,971	27.68	\$ 846,481,277	5%	\$42,324,064
USD : RMB	9,358,668	6.3572	259,047,930	5%	12,952,397
JPY : USD	4,135,247	0.0087	994,527	5%	49,726
JPY : NTD	5,991,131	0.2405	1,440,867	5%	72,043
<u>Net effect in consolidated entities with foreign currency</u>					
USD : NTD	\$ 54,780,639	27.68	\$ 1,516,328,088		
<u>Financial liabilities</u>					
<u>Monetary items</u>					
USD : NTD	\$ 21,236,697	27.68	\$ 587,831,773	5%	\$29,391,589
USD : RMB	11,587,601	6.3572	320,744,796	5%	16,037,240
JPY : USD	8,017,565	0.0087	1,928,224	5%	96,411
JPY : NTD	67,846	0.2405	16,317	5%	816

December 31, 2020

(Foreign currency: Functional currency)	Foreign currency amount	Exchange rate	Book value (NTD)	Sensitivity analysis	
	(in thousands)			Extent of variation	Effect on profit or loss
<u>Financial assets</u>					
<u>Monetary items</u>					
USD : NTD	\$ 24,831,785	28.48	\$ 707,209,237	5%	\$35,360,462
USD : RMB	21,170,183	6.5402	602,926,812	5%	30,146,341
JPY : USD	40,787,990	0.0097	11,269,722	5%	563,486
JPY : NTD	19,401,596	0.2763	5,360,661	5%	268,033
<u>Net effect in consolidated entities with foreign currency</u>					
USD : NTD	\$ 48,918,393	28.48	\$ 1,393,195,833		
<u>Financial liabilities</u>					
<u>Monetary items</u>					
USD : NTD	\$ 20,957,158	28.48	\$ 596,859,860	5%	\$29,842,993
USD : RMB	12,329,569	6.5402	351,146,125	5%	17,557,306
JPY : USD	8,459,700	0.0097	2,337,415	5%	116,871
JPY : NTD	1,329,434	0.2763	367,323	5%	18,366

(v) Total exchange gain (loss), including realised and unrealised arising from significant foreign exchange variation on the monetary items held by the Group for the years ended December 31, 2021 and 2020 amounted to a loss of \$5,075,113 and \$1,670,581, respectively.

ii. Equity securities

(i)

The Group primarily invests in domestic and foreign publicly traded equity instruments, which are accounted for as financial assets at fair value through profit or loss and financial assets at fair value through other comprehensive income. The price of those equity instruments will be affected by the uncertainty of the future value of the investment.

(ii) Extent

constant, the impact on equity due to investments in equity instruments measured at fair value through other comprehensive income, and investments in equity at fair value through profit or loss are \$1,153,617 and \$900,878 for the years ended December 31, 2021 and 2020, respectively.

iii. \_\_\_\_\_

- (i) The Group's interest rate risk arises from long-term loans and short-term loans. Borrowings with floating rates expose the Group to cash flow interest rate risk, but part of the risks are offset by cash and cash equivalents with variable interest rates. Borrowings with fixed rates expose the Group to fair value interest rate risk. The Group's borrowings are mainly fixed and floating interest rates. During the years ended December 31  
mainly denominated in US Dollars and Czech Koruna.
- (ii) The Group manages its cash flow interest rate risk by using fixed-to-fixed interest rate swaps. Under these swaps, the Group agrees with other parties to exchange, at specified intervals (mainly quarterly), the difference between fixed contract rates and floating rate interest amounts calculated by reference to the agreed notional principal amounts.

(b)

i.

or financial

managing and analysing the credit risk for each of their new clients before standard payment and delivery terms and conditions are offered. The Group assesses the credit quality of the customers by taking into account their financial position, past experience and other factors to conduct its internal risk management.

Individual risk limits are set based on internal or external ratings in accordance with limits set by the board of directors. The utilisation of credit limits is regularly monitored. Major credit risk arises from cash and cash equivalents, derivative financial instruments and other financial instruments. The counterparties are banks with good credit quality and financial institutions with investment grade or above and government agencies, so there is no significant compliance concerns and credit risk.

- ii. The \_\_\_\_\_ assumes that if the contract payments were past due over 90 days based on the terms, there has been a significant increase in credit risk on that instrument since initial recognition; if past due over 360 days, a default has occurred.
- iii. The \_\_\_\_\_ indicators are used to determine whether the credit impairment of debt instruments has occurred:
  - (i) It becomes probable that the issuer will enter bankruptcy or other financial reorganization due to their financial difficulties;
  - (ii) Default or delinquency in interest or principal repayments;
  - (iii) Adverse changes in national or regional economic conditions that are expected to cause a default.



- iv. The aging analysis of notes receivable and accounts receivable (including related parties) is as follows:

	<u>December 31, 2021</u>	<u>December 31, 2020</u>
Not past due	\$ 1,140,964,898	\$ 932,168,658
Up to 90 days	19,830,988	10,579,283
91 to 180 days	1,761,546	652,993
181 to 270 days	235,968	476,187
271 to 360 days	58,333	232,608
Over 361 days	5,917,793	5,319,436
	<u>\$ 1,168,769,526</u>	<u>\$ 949,429,165</u>

The above aging analysis is based on days overdue.

- v. The Group applies the following approaches to assess the expected credit losses (ECLs) of accounts receivable:
- (i) Assess the ECLs on an individual basis if a significant default has occurred to certain customers.
  - (ii) standards and estimates the ECLs using loss rate methodology or provision matrix.
  - (iii) Adjust the loss rates constructed from historical and recent information by taking into account the business cycle indicators of the National Development Council and forecasts of the Basel Committee on Banking Supervision.
  - (iv) As of December 31, 2021 and 2020, the individual provision for impairment of accounts receivable using loss rate methodology or provision matrix is as follows:

	<u>Individual</u>	<u>Group 1</u>	<u>Group 2</u>	<u>Group 3</u>	<u>Group 4</u>	<u>Total</u>
<u>December 31, 2021</u>						
Expected loss rate	100%	0.0375%	0.0875%	0.01%~76.25%	0.69%~50.99%	
Total book value	\$ 5,947,148	\$ 805,439,864	\$ 278,018,126	\$ 46,099,088	\$ 33,265,300	\$ 1,168,769,526
Loss allowance	\$ 5,947,148	\$ 302,040	\$ 243,266	\$ 621,561	\$ 437,005	\$ 7,551,020
	<u>Individual</u>	<u>Group 1</u>	<u>Group 2</u>	<u>Group 3</u>	<u>Group 4</u>	<u>Total</u>
<u>December 31, 2020</u>						
Expected loss rate	100%	0.0375%	0.0875%	0.09%~37.55%	0.06%~41.63%	
Total book value	\$ 5,338,814	\$ 685,428,941	\$ 213,283,588	\$ 32,850,225	\$ 12,527,597	\$ 949,429,165
Loss allowance	\$ 5,338,814	\$ 257,036	\$ 186,623	\$ 464,359	\$ 697,939	\$ 6,944,771

Group 1: -level, or rated as A-level in

credit ratings.

Group 2:

external credit ratings.

Group 3:

and below.

Group 4:

for those that have no external credit ratings.

other receivables - related parties impairment losses and recognised allowance for uncollectible accounts at

related parties) is as follows:

	2021	2020
At January 1	\$ 8,237,945	\$ 6,570,167
(Reversal of) provision for impairment	( 658,060)	1,705,559
Amounts written off due to irrecoverability	( 1,356)	-
Effect of foreign exchange	( 27,509)	( 37,781)
At December 31	<u>\$ 7,551,020</u>	<u>\$ 8,237,945</u>

(c)

i. Cash flow forecasting is performed by each operating entity of the Group and aggregated by Group treasury

requirements to ensure it has sufficient cash to meet operational needs while maintaining sufficient headroom on its undrawn committed borrowing facilities at all times so that the Group does not breach borrowing limits or covenants (where applicable) on any of

financing plans, covenant compliance, compliance with internal balance sheet ratio targets and, if applicable, external regulatory or legal requirements, for example, currency restrictions.

ii. T -derivative financial liabilities and net-settled or gross-settled derivative financial liabilities into relevant maturity groupings based on the remaining period at the balance sheet date to the contractual maturity date for non-derivative financial liabilities and to the expected maturity date for derivative financial liabilities. The amounts disclosed in the table are the contractual undiscounted cash flows.

Non-derivative financial liabilities:

<u>December 31, 2021</u>	<u>Less than 1 year</u>	<u>Between 1 to 2 years</u>	<u>Between 2 to 5 years</u>	<u>Over 5 years</u>	<u>Total</u>
Bonds payable	\$ 36,573,338	\$ 13,400,000	\$ 127,027,156	\$ 85,856,800	\$ 262,857,294
Long-term loans	2,188,870	18,254,439	27,874,047	3,267,399	51,584,755
Lease liabilities	7,364,055	6,062,151	7,899,151	8,037,240	29,362,597
	<u>\$ 46,126,263</u>	<u>\$ 37,716,590</u>	<u>\$ 162,800,354</u>	<u>\$ 97,161,439</u>	<u>\$ 343,804,646</u>
<u>December 31, 2020</u>	<u>Less than 1 year</u>	<u>Between 1 to 2 years</u>	<u>Between 2 to 5 years</u>	<u>Over 5 years</u>	<u>Total</u>
Bonds payable	\$ 42,288,000	\$ 36,785,978	\$ 92,510,640	\$ 72,774,000	\$ 244,358,618
Long-term loans	14,728,908	19,678,483	8,330,826	3,596,443	46,334,660
Lease liabilities	9,058,272	7,792,086	9,880,171	5,607,047	32,337,576
	<u>\$ 66,075,180</u>	<u>\$ 64,256,547</u>	<u>\$ 110,721,637</u>	<u>\$ 81,977,490</u>	<u>\$ 323,030,854</u>

Aside from those mentioned above, other non-derivative financial liabilities are to be settled within one year.

Derivative financial liabilities:

<u>December 31, 2021</u>	<u>Less than 1 year</u>	<u>Between 1 to 2 years</u>	<u>Between 2 to 5 years</u>	<u>Over 5 years</u>	<u>Total</u>
Forward exchange contracts	\$ 489,575	\$ -	\$ -	\$ -	\$ 489,575
Cross currency swap contracts	474,440	-	-	-	474,440
	<u>\$ 964,015</u>	<u>\$ -</u>	<u>\$ -</u>	<u>\$ -</u>	<u>\$ 964,015</u>
<u>December 31, 2020</u>	<u>Less than 1 year</u>	<u>Between 1 to 2 years</u>	<u>Between 2 to 5 years</u>	<u>Over 5 years</u>	<u>Total</u>
Forward exchange contracts	\$ 170,003	\$ -	\$ -	\$ -	\$ 170,003
Cross currency swap contracts	2,121,218	-	-	-	2,121,218
	<u>\$ 2,291,221</u>	<u>\$ -</u>	<u>\$ -</u>	<u>\$ -</u>	<u>\$ 2,291,221</u>

(3) \_\_\_\_\_

A. The different levels that the inputs to valuation techniques are used to measure fair value of financial and non-financial instruments have been defined as follows

Level 1: Quoted prices (unadjusted) in active markets for identical assets or liabilities that the entity can access at the measurement date. A market is regarded as active where a market in which transactions for the asset or liability take place with sufficient frequency and volume to provide pricing information on an ongoing basis. The fair

Level 2: Inputs other than quoted prices included within Level 1 that are observable for the asset or liability, either directly or indirectly. Inputs that are derived from observable market data but are not themselves directly observable are included in Level 2.

Inputs that are not based on observable market data are included in Level 3.

B. Fair value information of investment property at cost is provided in Note 6(13).

C. Financial instruments not measured at fair value

Financial instruments not measured at fair value (including cash and cash equivalents, notes and accounts receivable, other receivables, financial assets at amortised cost (excluding bank debentures), short-term loans, notes and accounts payable, other payables and long-term loans approximate to their fair values:

	December 31, 2021			
	Book Value	Fair Value		
		Level 1	Level 2	Level 3
Financial liabilities:				
Bonds payable	\$ 262,857,294	\$ -	\$ 255,993,200	\$ -
	December 31, 2020			
	Book Value	Fair Value		
		Level 1	Level 2	Level 3
Financial liabilities:				
Bonds payable	\$ 244,358,618	\$ -	\$ 241,667,699	\$ -

Bonds payable: Regarding the bonds issued by the Group, the coupon rate approximates to the current market rate. Therefore, the fair value is estimated using the present value of the expected cash flows and market interest rate

D. The related information on financial and non-financial instruments measured at fair value by level on the basis of the nature, characteristics and risks of the assets and liabilities at December 31, 2021 and 2020 is as follows:

The related information on the nature of the assets and liabilities is as follows

December 31, 2021	Level 1	Level 2	Level 3	Total
Assets:				
<u>Recurring fair value measurements</u>				
Financial assets at fair value through profit or loss				
Equity instruments	\$ 2,390,890	\$ -	\$ 295,616	\$ 2,686,506
Beneficiary certificates	692,411	18	84,082,306	84,774,735
Derivatives	-	2,353,326	-	2,353,326
Derivative financial assets for hedging				
	-	1,068,785	-	1,068,785
Financial assets at fair value through other comprehensive income				
Equity instruments	88,073,459	3,932,646	20,669,078	112,675,183
Debt instruments	-	-	174,164	174,164
Accounts receivable expected factoring	-	97,923,986	-	97,923,986
Total	<u>\$ 91,156,760</u>	<u>\$ 105,278,761</u>	<u>\$ 105,221,164</u>	<u>\$ 301,656,685</u>
Liabilities:				
<u>Recurring fair value measurements</u>				
Financial liabilities at fair value through profit or loss				
Derivatives	\$ -	(\$ 2,291,221)	\$ -	(\$ 2,291,221)

<u>December 31, 2020</u>	<u>Level 1</u>	<u>Level 2</u>	<u>Level 3</u>	<u>Total</u>
Assets:				
<u>Recurring fair value</u>				
<u>measurements</u>				
Financial assets at fair value				
through profit or loss				
Equity instruments	\$ 1,754,913	\$ -	\$ 1,433,017	\$ 3,187,930
Beneficiary certificates	535,149	15	79,443,386	79,978,550
Derivatives	-	6,800,300	-	6,800,300
Financial assets at fair value				
through other comprehensive				
income				
Equity instruments	65,599,401	-	21,300,504	86,899,905
Debt instruments	-	-	174,184	174,184
Accounts receivable				
expected factoring	-	109,052,508	-	109,052,508
Total	<u>\$ 67,889,463</u>	<u>\$ 115,852,823</u>	<u>\$ 102,351,091</u>	<u>\$ 286,093,377</u>
Liabilities:				
<u>Recurring fair value</u>				
<u>measurements</u>				
Financial liabilities at fair				
value through profit or loss				
Derivatives	<u>\$ -</u>	<u>(\$ 2,291,221)</u>	<u>\$ -</u>	<u>(\$ 2,291,221)</u>

The methods and assumptions the Group used to measure fair value are as follows

- i. The instruments the Group used market quoted prices as their fair values (that is, Level 1) are listed below by characteristics

	<u>Listed shares</u>	<u>Open-end fund</u>
Market quoted price	Closing price	Net asset value

- ii. Except for financial instruments with active markets, the fair value of other financial instruments is measured by using valuation techniques or by reference to counterparty quotes. The fair value of financial instruments measured by using valuation techniques method can be referred to current fair value of instruments with similar terms and characteristics in substance, discounted cash flow method or other valuation methods, including calculated by applying model using market information available at the consolidated balance sheet date.
- iii. When assessing non-standard and low-complexity financial instruments, for example, debt instruments without active market, interest rate swap contracts, foreign exchange swap contracts and options, the Group adopts valuation technique that is widely used by market participants. The inputs used in the valuation method to measure these financial

instruments are normally observable in the market.

- iv. The valuation of derivative financial instruments is based on valuation model widely accepted by market participants, such as present value techniques and option pricing models. Forward exchange contracts are usually valued based on the current forward exchange rate (Black-Scholes model).
- v. The output of valuation model is an estimated value and the valuation technique may not be applicable to non-financial instruments. Therefore, the estimated value derived using valuation model is adjusted accordingly with additional inputs, for example, model risk or liquidity risk and etc. In

to the valuation models used for fair value measurement, management believes adjustment to valuation is necessary in order to reasonably represent the fair value of financial and non-financial instruments at the consolidated balance sheet. The inputs and pricing information used during valuation are carefully assessed and adjusted based on current market conditions.

- vi. The Group takes into account adjustments for credit risks to measure the fair value of financial and non-financial instruments to reflect credit risk of the counterparty and the credit quality.

E. For the year ended December 31, 2021, the shares of Vizio Holding Corporation held by the Group were transferred from Level 2 to Level 1 as the lock-up period of the shares ended in the third quarter. For the year ended December 31, 2020, there was no transfer between Level 1 and Level 2.

F. The following chart is the movement of Level 3 for the years ended December 31, 2021 and 2020:

	2021	2020
At January 1	\$ 102,351,091	\$ 87,127,295
Gains recognised in profit	2,156,364	8,074,864
Gains and losses recognised in other comprehensive income	1,904,468	( 353,766)
Acquired during the year	16,125,726	17,915,754
Sold during the year	( 840,448)	( 8,629,617)
Investment cost refund	( 8,076,434)	-
Transfer (out) in to Level 3	( 5,487,105)	1,861,689
Effect of exchange rate changes	( 2,912,498)	( 3,645,128)
At December 31	<u>\$ 105,221,164</u>	<u>\$ 102,351,091</u>

G. Investment segment is in charge of valuation procedures for fair value measurements being categorised within Level 3, which is to verify independent fair value of financial instruments. Such assessment is to ensure the valuation results are reasonable by applying independent information to make results close to current market conditions, confirming the resource of



information is independent, reliable and in line with other resources and represented as the exercisable price, and frequently calibrating valuation model, performing back-testing, updating inputs used to the valuation model and making any other necessary adjustments to the fair value. Investment segment sets up valuation policies, valuation processes and rules for measuring fair value of financial instruments and ensures compliance with the related requirements in IFRS.

H. The following is the qualitative information of significant unobservable inputs and sensitivity analysis of changes in significant unobservable inputs to valuation model used in Level 3 fair value measurement:

	Fair value at December 31, 2021	Valuation technique	Significant unobservable input	Range (weighted average)	Relationship of inputs to fair value
Non-derivative equity instrument:					
Unlisted shares	<u>\$ 929,467</u>	Market comparable companies	Revenue multiple Net value multiple Discount for lack of marketability Value to NIAT multiple	0.48~16.69 (2.32) 1.29~23.46 (5.16) 17%~34% (22.67%) 0.99~10.28 (5.06)	The higher the revenue multiple, net value multiple and value to NIAT multiple, the higher the fair value; the higher the discount for lack of marketability, the lower the fair value.
	<u>\$ 4,256,131</u>	Stock value in complex capital structure	Weighted average cost of capital Long-term revenue growth rate Long-term pre-tax operating margin Discount for lack of marketability Discount for lack of control Expected equity value volatility Revenue multiple	12.15% 26% 31.33% 20%~34% (23.57%) 19.22% 28.20%~76.07% (44.45%) 0.95~11.27 (5.05)	The higher the long-term revenue growth rate, long-term pre-tax operating margin, revenue multiple and expected equity value volatility, the higher the fair value; the higher the discount for lack of marketability, discount for lack of control and weighted average cost of capital, the lower the fair value.
	<u>\$ 8,797,280</u>	Net assets value	Discount for lack of marketability Discount for lack of control	13%~32% (15.36%) 5%	The higher the discount for lack of marketability and discount for lack of control, the lower the fair value.

	Fair value at December 31, 2021	Valuation technique	Significant unobservable input	Range (weighted average)	Relationship of inputs to fair value
Unlisted shares	<u>\$ 6,981,816</u>	Recent non-active market price	Not applicable	Not applicable	Not applicable
Venture capital shares and private equity fund investment	<u>\$ 40,099,988</u>	Net assets value	Discount for lack of marketability	10%~30% (15.90%)	The higher the discount for lack of marketability, the lower the fair value.
	<u>\$ 42,744,120</u>	Stock value in complex capital structure	Discount for lack of marketability	5%	The higher volatility in expected equity value, the higher the fair value; the higher the discount for lack of marketability, the lower the fair value.
	<u>\$ 1,238,198</u>	Recent non-active market price	Expected equity value volatility	26.64%	
	<u>\$ 1,238,198</u>	Recent non-active market price	Not applicable	Not applicable	Not applicable
Non-derivative debt instrument:					
Financial bond	<u>\$ 174,164</u>	Recent non-active market price	Not applicable	Not applicable	Not applicable
	Fair value at December 31, 2020	Valuation technique	Significant unobservable input	Range (weighted average)	Relationship of inputs to fair value
Non-derivative equity instrument:					
Unlisted shares	<u>\$ 874,328</u>	Market comparable companies	Revenue multiple	0.24~20.86 (12.88)	The higher the revenue multiple, profit after tax, net value multiple and value to EBIT multiple, the higher the fair value; the higher the discount for lack of marketability, the lower the fair value.
			Profit after tax multiple	18.07	
			Net value multiple	1.43~1.88 (1.88)	
			Discount for lack of marketability	20%~35% (26.09%)	
			Value to EBIT multiple	1.89~14.32 (14.32)	

	Fair value at December 31, 2020	Valuation technique	Significant unobservable input	Range (weighted average)	Relationship of inputs to fair value			
Unlisted shares	<u>\$ 8,021,999</u>	Stock value in complex capital structure	Weighted average cost of capital	14.18%~ 27.28% (18.06%)	The higher the long-term revenue growth rate, long-term pre-tax operating margin, value to EBIT multiple and revenue multiple, expected equity value volatility, the higher the fair value; the higher the discount for lack of marketability, discount for lack of control and weighted average cost of capital, the lower the fair value.			
			Long-term revenue growth rate	2%				
			Long-term pre-tax operating margin	25.04%~ 65.96% (33.76%)				
			Discount for lack of marketability	10%~20% (15.10%)				
			Discount for lack of control	10%~15% (10.39%)				
			Expected equity value volatility	39.11%~ 115.07% (51.76%)				
			Revenue multiple	0.24~31.81 (4.00)				
			Value to EBIT multiple	7.08				
			<u>\$ 6,047,203</u>	Net assets value		Discount for lack of marketability	9.46%~25% (9.52%)	The higher the discount for lack of marketability and discount for lack of control, the lower the fair value.
						Discount for lack of control	5%~15% (9.26%)	
<u>\$ 7,789,991</u>	Recent non-active market price	Not applicable	Not applicable	Not applicable				
Venture capital shares and private equity fund investment	<u>\$ 26,107,499</u>	Net assets value	Discount for lack of marketability	9.46%~14.74% (11.79%)	The higher the discount for lack of marketability, discount for lack of control, the lower the fair value.			
			Discount for lack of control	6.57%~19.95% (9.26%)				

	Fair value at December 31, 2020	Valuation technique	Significant unobservable input	Range (weighted average)	Relationship of inputs to fair value
Venture capital shares and private equity fund investment	<u>\$ 47,528,449</u>	Stock value in complex capital structure	Discount for lack of marketability	5%	The higher the discount for lack of marketability, the lower the fair value.
			Expected equity value volatility	21.88%	The higher the expected equity value volatility, the higher the fair value.
	<u>\$ 5,807,438</u>	Recent non-active market price	Not applicable	Not applicable	Not applicable
Non-derivative debt instrument:					
Financial bond	<u>\$ 174,184</u>	Recent non-active market price	Not applicable	Not applicable	Not applicable

- I. The Group has carefully assessed the valuation models and assumptions used to measure fair value. However, use of different valuation models or assumptions may result in different measurement. The following is the effect on profit or loss or on other comprehensive income from financial assets and liabilities categorised within Level 3 if the inputs used to valuation models have changed:

		December 31, 2021			
		Recognised in profit or loss		Recognised in other comprehensive income	
Input	Change	Favourable change	Unfavourable change	Favourable change	Unfavourable change
Financial assets					
Equity instrument and beneficiary certificates	Discount for lack of control and marketability				
	±1%	<u>\$ 926,340</u>	<u>(\$ 926,340)</u>	<u>\$ 173,430</u>	<u>(\$ 173,430)</u>

		December 31, 2020					
				Recognised in profit or loss		Recognised in other comprehensive income	
		Input	Change	Favourable change	Unfavourable change	Favourable change	Unfavourable change
Financial assets							
Equity instrument and beneficiary cereificates	Discount for lack of control and marketability		±1%	\$ 811,840	(\$ 811,869)	\$ 168,231	(\$ 164,527)

(4) \_\_\_\_\_

13. \_\_\_\_\_

(1) \_\_\_\_\_

Loans to others: Please refer to table 1.

Provision of endorsements and guarantees to others: Please refer to table 2.

Holding of marketable securities at the end of the period (not including subsidiaries, associates and joint ventures): Please refer to table 3.

Acquisition or sale of the same security with the accumulated cost reaching NT\$300 million or 20% of paid-in capital or more: Please refer to table 4.

Acquisition of real estate reaching NT\$300 million or 20% of paid-in capital or more Please refer to table 5.

Disposal of real estate reaching NT\$300 million or 20% of paid-in capital or more: Please refer to table 6.

Purchases or sales of goods from or to related parties reaching NT\$100 million or 20% of paid-in capital or more: Please refer to table 7.

Receivables from related parties reaching NT\$100 million or 20% of paid-in capital or more: Please refer to table 8.

Trading in derivative instruments undertaken during the reporting periods: Please refer to Note 6(2) and (5).

Significant inter-company transactions during the reporting periods: Please refer to table 9.

(2) \_\_\_\_\_

Names, locations and other information of investee companies (not including investees in Mainland

China): Please refer to table 10.

(3) \_\_\_\_\_

Basic information: Please refer to table 11.

B. Significant transactions, either directly or indirectly through a third area, with investee companies in the Mainland A

to render processing services and to trade. The transactions were eliminated in the consolidated financial statements. For significant transactions of processing services, trading, receivables and payables, endorsements and guarantees or collaterals provided, and financing, please refer to Note 13(1) A, B, G and H.

(4) \_\_\_\_\_

shares: Please refer to Table 13.

14. \_\_\_\_\_

(1) \_\_\_\_\_

The Group has adopted eCMMS (E-enabled Components, Modules, Moves & Services) strategy, and provided a one-stop shop to its customers, which are primarily in the 3C industries, with a total solution for design, development, engineering, procurement, manufacturing, logistics and after-sales service.

The Group segregates group systems from both a customer service and product perspective. Operating segments are classified and each segment operating results of different group systems in the consolidated financial statements reported for review by the chief operating decision maker. There were changes in the composition of the reportable segments as the chief operating decision maker changed the classification of operating segments for reviewing segment performance. The Group has restated the prior period corresponding information for comparison.

(2) \_\_\_\_\_

The chief operating decision maker assesses performance and allocates resources of the operating internal costs and allocated expenses. Except for the recognition of internal costs which shall be in policies are the same as disclosed in Note 4.

ating segments and reportable operating segments. Operating segments which have met certain quantitative threshold are disclosed individually or aggregately as reportable operating segments depending on whether the segments have similar economic characteristics and the aggregation meets the core principal of the standard; other segments which have not met the quantitative threshold are

consideration include: (1) the nature of the products and services; (2) the nature of the production process; (3) the customer types or categories of the products or services; and (4) the methods used to distribute its products or provide its services. The Group has identified the Hon Hai parent group, FII subgroup and FIH subgroup as reportable segments.

(3) \_\_\_\_\_

A. The segment reports reported to the chief operating decision maker for making operating decisions for each segment is measured in a manner consistent with that in the statement of comprehensive income. Thus, the reconciliation is not required.

B. The segment information provided to the chief operating decision maker for the reportable segments is as follows:

2021 (in millions)	Hon Hai parent group	FII subgroup	FIH subgroup	Others	Number of write-offs	Consolidation
External revenue	\$ 4,279,459	\$ 1,892,259	\$ 203,403	\$ 125,960	(\$ 506,907)	\$ 5,994,174
Internal revenue	78,555	14,518	47,046	15,243	(155,362)	-
Operating revenue	4,358,014	1,906,777	250,449	141,203	(662,269)	5,994,174
Depreciation and amortisation	52,061	10,929	5,304	7,187	-	75,481
Segment operating income (loss)	57,616	89,118	39	(1,446)	3,632	148,959
2020 (in millions)	Hon Hai parent group	FII subgroup	FIH subgroup	Others	Number of write-offs	Consolidation
External revenue	\$ 3,596,459	\$ 1,828,985	\$ 233,800	\$ 131,400	(\$ 432,621)	\$ 5,358,023
Internal revenue	76,971	17,867	41,042	15,999	(151,879)	-
Operating revenue	3,673,430	1,846,852	274,842	147,399	(584,500)	5,358,023
Depreciation and amortisation	41,019	10,417	5,800	7,878	-	65,114
Segment operating income (loss)	27,615	79,800	(3,936)	(721)	8,069	110,827

Others: In includes other listed subsidiaries and its subsidiaries.



(4) Information on \_\_\_\_\_ types

Information on revenue from external customers by product types for the years ended December 31, 2021 and 2020 is as follows:

	<u>2021</u>	<u>2020</u>
	<u>(Revenue in millions)</u>	<u>(Revenue in millions)</u>
Smart Consumer Electronics	\$ 3,256,733	\$ 2,594,513
Cloud and Networking Products	1,273,788	1,303,166
Computing Products	1,117,925	1,144,080
Components and Others	345,728	316,264
	<u>\$ 5,994,174</u>	<u>\$ 5,358,023</u>

The product categories are classified based on the types of products from which each operating segment drives its external revenue. The descriptions of product types are as follows:

<u>Product</u>	<u>Definition</u>
Smart Consumer Electronics	Smartphones, TVs, Game Consoles, etc.
Cloud and Networking Products	Servers, communication network, etc.
Computing Products	Computers, tablets, etc.
Components and Others	Connectors, mechanical parts, services, etc.

(5) \_\_\_\_\_

	<u>Year ended December 31, 2021</u>		<u>Year ended December 31, 2020</u>	
	<u>Revenue</u>	<u>Non-current assets</u>	<u>Revenue</u>	<u>Non-current assets</u>
U.S.A	\$ 2,036,574,847	\$ 40,983,793	\$ 1,731,206,941	\$ 23,037,241
Ireland	1,983,265,627	14,372	1,689,433,499	1,612
China	472,287,796	247,951,718	509,164,254	264,875,861
Singapore	409,347,588	1,436,291	370,084,875	43,967
Japan	277,804,060	361,399	223,293,804	403,507
Taiwan	138,678,573	68,019,003	137,320,445	52,808,106
Others	676,215,391	76,007,876	697,519,247	63,768,396
	<u>\$ 5,994,173,882</u>	<u>\$ 434,774,452</u>	<u>\$ 5,358,023,065</u>	<u>\$ 404,938,690</u>

(6) \_\_\_\_\_

	<u>Years ended December 31,</u>	
	<u>2021</u>	<u>2020</u>
	<u>Revenue (in millions)</u>	<u>Revenue (in millions)</u>
Client E	<u>\$ 3,418,003</u>	<u>\$ 2,891,396</u>

Hon Hai Precision Industry Co., Ltd. and Subsidiaries

Loans to others

December 31, 2021

Expressed in thousands of TWD

(Except as otherwise indicated)

Table 1

No.	Creditor	Borrower	General ledger account	Is a related party	Maximum outstanding balance during the year ended December 31, 2021	Balance at December 31, 2021	Actual amount drawn down	Interest rate (%)	Nature of loan	Amount of transactions with the borrower	Reason for short-term financing	Allowance for doubtful accounts	Collateral		Limit on loans granted to a single party	Ceiling on total loans granted	Footnote
													Item	Value			
0	Hon Hai Precision Industry Co., Ltd.	Hyield Venture Capital Co., Ltd.	Other Receivables	Y	\$ 5,000,000	\$ 5,000,000	\$ -	N/A	2	\$ -	- Business operation	\$ -	None	\$ -	\$ 138,045,731	\$ 552,182,924	Note 1
1	Hyield Venture Capital Co., Ltd.	Juda International Logistics (Taiwan) Co., Ltd.	Other Receivables	Y	60,000	-	-	N/A	2	-	Business operation	-	None	-	2,834,362	11,337,448	Note 2
1	Hyield Venture Capital Co., Ltd.	Linkooh Technology Inc.	Other Receivables	Y	10,000	-	-	N/A	2	-	Business operation	-	None	-	2,834,362	11,337,448	Note 2
1	Hyield Venture Capital Co., Ltd.	Foxnum Technology Co., Ltd.	Other Receivables	Y	267,000	-	-	N/A	2	-	Business operation	-	None	-	2,834,362	11,337,448	Note 2
2	Bon Shin International Investment Co., Ltd.	Altus Technology Inc.	Other Receivables	Y	220,000	220,000	220,000	2.00	2	-	Business operation	-	None	-	2,051,877	8,207,508	Note 2
2	Bon Shin International Investment Co., Ltd.	Breaktime Inc.	Other Receivables	Y	62,500	62,500	62,500	0.90	2	-	Business operation	-	None	-	2,051,877	8,207,508	Note 2
2	Bon Shin International Investment Co., Ltd.	Juda International Logistics (Taiwan) Co., Ltd.	Other Receivables	Y	60,000	-	-	N/A	2	-	Business operation	-	None	-	2,051,877	8,207,508	Note 2
2	Bon Shin International Investment Co., Ltd.	Big Innovation Company Ltd.	Other Receivables	Y	25,000	-	-	N/A	2	-	Business operation	-	None	-	2,051,877	8,207,508	Note 2
3	Premier Image Technology (China) Ltd.	Shenzhen Xunfeng Business Co., Ltd.	Other Receivables	N	976,995	703,187	703,187	3.465	2	-	Business operation	-	None	-	2,415,097	2,415,097	Note 3
4	Foxconn Precision Components (ShenZhen) Co., Ltd.	FuJin Precision Industry (ShenZhen) Co., Ltd.	Other Receivables	Y	836,627	-	-	N/A	2	-	Business operation	-	None	-	3,139,490	6,278,980	Note 3
4	Foxconn Precision Components (ShenZhen) Co., Ltd.	Shenzhen Xunfeng Business Co., Ltd.	Other Receivables	N	140,906	-	-	N/A	2	-	Business operation	-	None	-	156,974	627,898	Note 3

No.	Creditor	Borrower	General ledger account	Is a related party	Maximum outstanding		Actual amount drawn down	Interest rate (%)	Nature of loan	Amount of transactions with the borrower	Reason for short-term financing	Allowance for doubtful accounts	Collateral		Limit on loans granted to a single party	Ceiling on total loans granted	Footnote
					balance during the year ended December 31, 2021	Balance at December 31, 2021							Item	Value			
5	Ur Materials Industry (Shenzhen) Co., Ltd.	Ur Materials Technology (Guangzhou) Co., Ltd.	Other Receivables	Y	\$ 162,922	\$ 108,853	\$ 108,853	3.465	2	\$ -	Business operation	\$ -	None	\$ -	\$ 2,329,337	\$ 4,658,674	Note 3
6	Hongfujin Precision Industry (Shenzhen) Co., Ltd.	Shenzhen Fu Rong Inclusive Finance Co., Ltd.	Other Receivables	Y	2,177,050	2,177,050	2,177,050	4.235	2	-	Business operation	-	None	-	269,045,149	538,090,298	Note 3
6	Hongfujin Precision Industry (Shenzhen) Co., Ltd.	Nanjing Futeng New Energy Automobile Technology Co., Ltd.	Other Receivables	Y	172,291	-	-	N/A	2	-	Business operation	-	None	-	269,045,149	538,090,298	Note 3
6	Hongfujin Precision Industry (Shenzhen) Co., Ltd.	Hon Fu Cheng Precision Electronics (Chengdu) Co., Ltd.	Other Receivables	Y	6,604,950	-	-	N/A	2	-	Business operation	-	None	-	269,045,149	538,090,298	Note 3
6	Hongfujin Precision Industry (Shenzhen) Co., Ltd.	Futaihua Industrial (Shenzhen) Co., Ltd.	Other Receivables	Y	2,613,120	-	-	N/A	2	-	Business operation	-	None	-	269,045,149	538,090,298	Note 3
7	Fuhonyuan (Shenzhen) Environmental Technology Limited	Changchun Chentai Technology Co., Ltd.	Other Receivables	Y	30,823	30,479	30,479	3.00	2	-	Business operation	-	None	-	106,754	106,754	Note 3
7	Fuhonyuan (Shenzhen) Environmental Technology Limited	Changchun Leiguan Environmental Plastic Products Co., Ltd.	Other Receivables	Y	110,083	108,853	108,853	3.00	2	-	Business operation	-	None	-	533,768	1,067,535	Note 3
8	Jusda Supply Chain Management International Co., Ltd.	Shenzhen Fertile Plan International Logistics Co., Ltd.	Other Receivables	Y	3,082,310	-	-	N/A	2	-	Business operation	-	None	-	5,751,197	11,502,395	Note 7
8	Jusda Supply Chain Management International Co., Ltd.	Shandong Anjie Supply Chain Management Co., Ltd.	Other Receivables	N	79,259	-	-	N/A	2	-	Business operation	-	None	-	5,751,197	11,502,395	Note 7
8	Jusda Supply Chain Management International Co., Ltd.	Inner Mongolia Kaopu Supply Chain Management Co., Ltd.	Other Receivables	Y	132,099	-	-	N/A	2	-	Business operation	-	None	-	5,751,197	11,502,395	Note 7
8	Jusda Supply Chain Management International Co., Ltd.	Tianjin Kaopu Information Technology Co., Ltd.	Other Receivables	Y	158,519	-	-	N/A	2	-	Business operation	-	None	-	5,751,197	11,502,395	Note 7
8	Jusda Supply Chain Management International Co., Ltd.	Shanxi Kaopu Logistics Co., Ltd.	Other Receivables	Y	74,856	-	-	N/A	2	-	Business operation	-	None	-	5,751,197	11,502,395	Note 7

No.	Creditor	Borrower	General ledger account	Is a related party	Maximum outstanding		Actual amount drawn down	Interest rate (%)	Nature of loan	Amount of transactions with the borrower	Reason for short-term financing	Allowance for doubtful accounts	Collateral		Limit on loans granted to a single party	Ceiling on total loans granted	Footnote
					balance during the year ended December 31, 2021	Balance at December 31, 2021							Item	Value			
8	Jusda Supply Chain Management International Co., Ltd.	Xinjiang Kaopu Supply Chain Management Co., Ltd.	Other Receivables	Y	\$ 83,663	\$ -	\$ -	N/A	2	\$ -	Business operation	\$ -	None	\$ -	\$ 5,751,197	\$ 11,502,395	Note 7
9	Zhengzhou Jusda Industrial Park Development Co., Ltd.	Shenzhen Fertile Plan International Logistics Co., Ltd.	Other Receivables	Y	290,618	-	-	N/A	2	-	Business operation	-	None	-	655,363	1,310,726	Note 3
10	Jusda International Limited	Jusda Supply Chain Management Corporation	Other Receivables	Y	34,068	-	-	N/A	2	-	Business operation	-	None	-	6,873,161	13,746,321	Note 3
10	Jusda International Limited	Jusda Europe S.R.O.	Other Receivables	Y	99,365	69,200	69,200	0.90	2	-	Business operation	-	None	-	6,873,161	13,746,321	Note 3
10	Jusda International Limited	Jusda Supply Chain Management Mexico, S.De R.L. De C.V	Other Receivables	Y	105,868	77,504	77,504	0.79-0.90	2	-	Business operation	-	None	-	6,873,161	13,746,321	Note 3
11	Jusda Europe S.R.O.	Jusda NL, B.V.	Other Receivables	Y	30,933	28,188	28,188	0.60	2	-	Business operation	-	None	-	245,205	490,410	Note 3
12	Hongzhun Precision Tooling (KunShan) Co., Ltd.	Hongqing Precision Machinery Co., Ltd.	Other Receivables	Y	440,330	-	-	N/A	2	-	Business operation	-	None	-	20,305,136	40,610,273	Note 3
13	Fuding Electronic Technology (Jiashan) Co., Ltd.	Shanghai Foxconn Co., Ltd.	Other Receivables	Y	4,623,465	4,571,805	4,571,805	2.500-3.000	2	-	Business operation	-	None	-	32,224,387	64,448,774	Note 3
13	Fuding Electronic Technology (Jiashan) Co., Ltd.	Beijing Hengyu New Energy Auto Rental Co., Ltd.	Other Receivables	Y	154,996	153,264	153,264	4.00	2	-	Business operation	-	None	-	1,611,219	6,444,877	Note 3
13	Fuding Electronic Technology (Jiashan) Co., Ltd.	Hon Fu Cheng Precision Electronics (Chengdu) Co., Ltd.	Other Receivables	Y	2,201,650	-	-	N/A	2	-	Business operation	-	None	-	32,224,387	64,448,774	Note 3
14	Hongfujin Precision Electronics (Yantai) Co., Ltd.	Yantai Fuhuada Precision Electronics Co., Ltd.	Other Receivables	Y	4,702,193	-	-	N/A	2	-	Business operation	-	None	-	87,985,853	175,971,706	Note 3
14	Hongfujin Precision Electronics (Yantai) Co., Ltd.	Foxconn Precision Electronics (Yan Tai) Co., Ltd.	Other Receivables	Y	2,811,190	-	-	N/A	2	-	Business operation	-	None	-	87,985,853	175,971,706	Note 3
14	Hongfujin Precision Electronics (Yantai) Co., Ltd.	Hongfujin Precision Electronics (Chengdu) Co., Ltd.	Other Receivables	Y	2,201,650	-	-	N/A	2	-	Business operation	-	None	-	87,985,853	175,971,706	Note 3

No.	Creditor	Borrower	General ledger account	Is a related party	Maximum outstanding			Interest rate (%)	Nature of loan	Amount of transactions with the borrower	Reason for short-term financing	Allowance for doubtful accounts	Collateral		Limit on loans granted to a single party	Ceiling on total loans granted	Footnote
					balance during the year ended December 31, 2021	Balance at December 31, 2021	Actual amount drawn down						Item	Value			
14	Hongfujin Precision Electronics (Yantai) Co., Ltd.	Shandong Chengshang Energy Co., Ltd.	Other Receivables	Y	\$ 261,708	\$ 152,394	\$ 152,394	3.00	2	\$ -	Business operation	\$ -	None	\$ -	\$ 87,985,853	\$ 175,971,706	Note 3
14	Hongfujin Precision Electronics (Yantai) Co., Ltd.	Dongyi PV Technology Co., Ltd.	Other Receivables	Y	436,180	348,328	348,328	3.00	2	-	Business operation	-	None	-	87,985,853	175,971,706	Note 3
14	Hongfujin Precision Electronics (Yantai) Co., Ltd.	Fuguikang Precision Electrons (Guizhou) Co., Ltd.	Other Receivables	Y	1,003,214	1,001,443	1,001,443	3.08	2	-	Business operation	-	None	-	87,985,853	175,971,706	Note 3
15	Hongfujin Precision Electronics (Zhengzhou) Co., Ltd.	Fu Yang Soleros Technology (Nanayang) Co., Ltd.	Other Receivables	Y	2,069,551	1,981,116	1,981,116	3.465	2	-	Business operation	-	None	-	276,085,015	552,170,029	Note 3
15	Hongfujin Precision Electronics (Zhengzhou) Co., Ltd.	First Special Material (Henan) Limited	Other Receivables	Y	132,099	130,623	130,623	3.465	2	-	Business operation	-	None	-	276,085,015	552,170,029	Note 3
15	Hongfujin Precision Electronics (Zhengzhou) Co., Ltd.	Dongyi PV Technology Co., Ltd.	Other Receivables	Y	440,330	-	-	N/A	2	-	Business operation	-	None	-	276,085,015	552,170,029	Note 3
15	Hongfujin Precision Electronics (Zhengzhou) Co., Ltd.	Inner Mongolia Xin Jing Photovoltaic Technology Co., Ltd.	Other Receivables	Y	656,092	-	-	N/A	2	-	Business operation	-	None	-	276,085,015	552,170,029	Note 3
15	Hongfujin Precision Electronics (Zhengzhou) Co., Ltd.	Shandong Chengshang Energy Co., Ltd.	Other Receivables	Y	396,297	-	-	N/A	2	-	Business operation	-	None	-	276,085,015	552,170,029	Note 3
15	Hongfujin Precision Electronics (Zhengzhou) Co., Ltd.	Lankao Yufu Precision Technology Co., Ltd.	Other Receivables	Y	2,201,650	2,177,050	2,177,050	3.465	2	-	Business operation	-	None	-	276,085,015	552,170,029	Note 3
16	Foconn Precision Electronics (Taiyuan) Co., Ltd.	WWW (JinCheng) Co., Ltd.	Other Receivables	Y	998,900	-	-	N/A	2	-	Business operation	-	None	-	94,661,528	189,323,055	Note 3
17	FuJin Precision Industrial (JinCheng) Co., Ltd.	Hon Fu Cheng Precision Electronics (Chengdu) Co., Ltd.	Other Receivables	Y	4,403,300	-	-	N/A	2	-	Business operation	-	None	-	65,687,485	131,374,970	Note 3
17	FuJin Precision Industrial (JinCheng) Co., Ltd.	Hongfujin Precision Electronics (Chenghu) Co., Ltd.	Other Receivables	Y	4,361,800	4,354,100	4,354,100	2.80	2	-	Business operation	-	None	-	65,687,485	131,374,970	Note 3

No.	Creditor	Borrower	General ledger account	Is a related party	Maximum outstanding	Balance at	Actual amount drawn down	Interest rate (%)	Nature of loan	Amount of transactions with the borrower	Reason for short-term financing	Allowance for doubtful accounts	Collateral		Limit on loans granted to a single party	Ceiling on total loans granted	Footnote
					balance during the year ended December 31, 2021	December 31, 2021							Item	Value			
17	FuJin Precision Industrial (JinCheng) Co., Ltd.	Inner Mongolia Xin Jing Photovoltaic Technology Co., Ltd.	Other Receivables	Y	\$ 630,678	\$ 587,804	\$ 587,804	3.00	2	\$ -	Business operation	\$ -	None	\$ -	\$ 65,687,485	\$ 131,374,970	Note 3
17	FuJin Precision Industrial (JinCheng) Co., Ltd.	WWW (JinCheng) Co., Ltd.	Other Receivables	Y	1,984,619	-	-	N/A	2	-	Business operation	-	None	-	65,687,485	131,374,970	Note 3
18	Guizhou Funayuanchuang Technology Co., Ltd.	Tianjin Funayuanchuang Technology Co., Ltd.	Other Receivables	Y	57,243	-	-	N/A	2	-	Debt repayment	-	None	-	1,326,355	2,652,711	Note 3
19	Foxconn (Far East) Limited	Foxconn Singapore Pte.Lte.	Other Receivables	Y	2,516,400	-	-	N/A	2	-	Business operation	-	None	-	2,719,216,611	5,438,433,221	Note 3
19	Foxconn (Far East) Limited	Big Innovation Holdings Limited	Other Receivables	Y	278,932	6,228	6,228	0.00	2	-	Business operation	-	None	-	2,719,216,611	5,438,433,221	Note 3
19	Foxconn (Far East) Limited	PCE Paragon Solutions KFT.	Other Receivables	Y	2,014,924	-	-	N/A	2	-	Business operation	-	None	-	2,719,216,611	5,438,433,221	Note 3
19	Foxconn (Far East) Limited	Fukang Technology Company Limited	Other Receivables	Y	11,348,800	11,348,800	11,348,800	0.00	2	-	Business operation	-	None	-	2,719,216,611	5,438,433,221	Note 3
20	Smart Technologies Inc.	Smart Technologies ULC.	Other Receivables	Y	5,596,999	5,348,115	5,348,115	0-5.000	2	-	Business operation	-	None	-	276,091,462	552,182,924	Note 3
21	Smart Technologies Corp.	Smart Technologies ULC.	Other Receivables	Y	577,935	560,520	560,520	0.12	2	-	Business operation	-	None	-	276,091,462	552,182,924	Note 3
22	Smart Technologies ULC.	Smart Technologies (China) Co., Ltd.	Other Receivables	Y	56,362	55,732	10,573	1.00	2	-	Business operation	-	None	-	276,091,462	552,182,924	Note 3
23	PCE Paragon Solutions KFT.	Foxconn Europe Digital Solutions S.R.O.	Other Receivables	Y	39,956	38,752	38,752	0.9505	2	-	Business operation	-	None	-	68,322,751	136,645,502	Note 3
24	Fuyu Electronic Technology (Huaian) Co., Ltd.	Fumeng Electrical Technology (Heze) Co., Ltd.	Other Receivables	Y	176,132	174,164	174,164	3.915	2	-	Business operation	-	None	-	2,325,124	4,650,247	Note 4
25	Shunsin Technology (Samoa) Corporation Limited	Shunsin Technology Holdings Limited	Other Receivables	Y	704,528	415,163	415,163	0.00	2	-	Business operation	-	None	-	3,925,252	3,925,252	Note 5
26	FIH Precision Component (Beijing) Co., Ltd.	FIH (Tianjin) Precision Industry Co., Ltd.	Other Receivables	Y	3,794,766	3,788,067	3,788,067	3.465	2	-	Business operation	-	None	-	23,925,733	47,851,466	Note 6

No.	Creditor	Borrower	General ledger account	Is a related party	Maximum outstanding			Interest rate (%)	Nature of loan	Amount of transactions with the borrower	Reason for short-term financing	Allowance for doubtful accounts	Collateral		Limit on loans granted to a single party	Ceiling on total loans granted	Footnote
					balance during the year ended December 31, 2021	Balance at December 31, 2021	Actual amount drawn down						Item	Value			
26	FIH Precision Component (Beijing) Co., Ltd.	TNS Mobile (Beijing) Co., Ltd.	Other Receivables	Y	\$ 1,409,056	\$ 1,393,312	\$ 1,393,312	3.465	2	\$ -	Business operation	\$ -	None	\$ -	\$ 23,925,733	\$ 47,851,466	Note 6
27	FIH Precision Electronics (Lang Fang) Co., Ltd.	Shenzhen Fu Tai Hong Precision Industry Co., Ltd.	Other Receivables	Y	2,177,050	2,177,050	2,177,050	3.465	2	-	Business operation	-	None	-	31,483,284	62,966,568	Note 6
27	FIH Precision Electronics (Lang Fang) Co., Ltd.	Shenzhen Mobile Drive Technology Co., Ltd.	Other Receivables	Y	13,210	-	-	N/A	2	-	Business operation	-	None	-	31,483,284	62,966,568	Note 6
27	FIH Precision Electronics (Lang Fang) Co., Ltd.	Hengyang Futaihong Precision Industry Co., Ltd.	Other Receivables	Y	440,330	-	-	N/A	2	-	Business operation	-	None	-	31,483,284	62,966,568	Note 6
28	FIH Mobile Limited	Fushan Technology (Vietnam) Limited Liability Company	Other Receivables	Y	856,200	553,600	553,600	0.00	2	-	Business operation	-	None	-	5,975,116	23,900,463	Note 6
28	FIH Mobile Limited	Chief Expertise Limited	Other Receivables	Y	3,132,539	3,038,146	3,038,146	0.00	2	-	Business operation	-	None	-	5,975,116	23,900,463	Note 6
28	FIH Mobile Limited	TNS Limited	Other Receivables	Y	2,927,276	2,839,068	2,839,068	0.00	2	-	Business operation	-	None	-	5,975,116	23,900,463	Note 6
28	FIH Mobile Limited	Wonderful Stars Pte. Ltd.	Other Receivables	Y	1,112,400	1,107,200	1,107,200	0.00	2	-	Business operation	-	None	-	5,975,116	23,900,463	Note 6
29	Hongfujin Precision Industry (Wuhan) Co., Ltd.	Futaihua Precision Industry (Weihai) Co., Ltd.	Other Receivables	Y	654,270	653,115	217,705	3.465	2	-	Business operation	-	None	-	44,406,227	88,812,454	Note 3
29	Hongfujin Precision Industry (Wuhan) Co., Ltd.	Fuguikang Precision Electrons (Guizhou) Co., Ltd.	Other Receivables	Y	1,100,825	-	-	N/A	2	-	Business operation	-	None	-	44,406,227	88,812,454	Note 3
30	Shenzhen Yuzhan Precision Technology Co., Ltd.	Shenzhen Fulian Fugui Precision Industry Co., Ltd.	Other Receivables	Y	8,272,790	8,272,790	8,272,790	3.420-3.465	2	-	Business operation	-	None	-	104,415,869	208,831,737	Note 8 9
30	Shenzhen Yuzhan Precision Technology Co., Ltd.	Fulian Technology (Wuhan) Co., Ltd.	Other Receivables	Y	1,761,320	-	-	N/A	2	-	Business operation	-	None	-	104,415,869	208,831,737	Note 8 9
31	Futaihua Precision Electronics (Zhengzhou) Co., Ltd.	Fulian Technology (Hebi) Co., Ltd.	Other Receivables	Y	1,761,320	1,741,640	1,741,640	3.465	2	-	Business operation	-	None	-	104,415,869	208,831,737	Note 8 9
31	Futaihua Precision Electronics (Zhengzhou) Co., Ltd.	Shenzhen Fulian Fugui Precision Industry Co., Ltd.	Other Receivables	Y	11,008,250	6,095,740	6,095,740	3.465	2	-	Business operation	-	None	-	104,415,869	208,831,737	Note 8 9

No.	Creditor	Borrower	General ledger account	Is a related party	Maximum outstanding		Actual amount drawn down	Interest rate (%)	Nature of loan	Amount of transactions with the borrower	Reason for short-term financing	Allowance for doubtful accounts	Collateral		Limit on loans granted to a single party	Ceiling on total loans granted	Footnote
					balance during the year ended December 31, 2021	Balance at December 31, 2021							Item	Value			
31	Futaihua Precision Electronics (Zhengzhou) Co., Ltd.	Hongfujin Precision Electronics (Tianjin) Co., Ltd.	Other Receivables	Y	\$ 3,082,310	\$ 3,047,870	\$ 3,047,870	3.465	2	\$ -	Business operation	\$ -	None	\$ -	\$ 104,415,869	\$ 208,831,737	Note 8
32	HeNan YuZhan Technology Limited	Fulian Technology (Lankao) Co., Ltd.	Other Receivables	Y	2,201,650	2,177,050	870,820	3.465	2	-	Business operation	-	None	-	104,415,869	208,831,737	Note 8 9
33	Fulian Technology (Jiyuan) Co., Ltd.	Shenzhen Fulian Fugui Precision Industry Co., Ltd.	Other Receivables	Y	5,724,290	5,660,330	5,660,330	3.465	2	-	Business operation	-	None	-	104,415,869	208,831,737	Note 8 9
33	Fulian Technology (Jiyuan) Co., Ltd.	Fulian Technology (Wuhan) Co., Ltd.	Other Receivables	Y	1,320,990	-	-	N/A	2	-	Business operation	-	None	-	104,415,869	208,831,737	Note 8 9
34	IPL International Limited	Focus PC Enterprises Limited	Other Receivables	Y	12,148,600	12,096,160	12,096,160	0.00	2	-	Business operation	-	None	-	104,415,869	208,831,737	Note 8
34	IPL International Limited	Cloud Network Technology Kft.	Other Receivables	Y	19,071,520	19,071,520	19,071,520	0.72-0.98	2	-	Business operation	-	None	-	104,415,869	208,831,737	Note 8
34	IPL International Limited	Cloud Network Technology Singapore Pte. Ltd.	Other Receivables	Y	29,525,600	18,877,760	18,877,760	0.00	2	-	Business operation	-	None	-	104,415,869	208,831,737	Note 8
34	IPL International Limited	Foxconn Technology CZ S.R.O.	Other Receivables	Y	2,906,400	2,906,400	2,906,400	0.00	2	-	Business operation	-	None	-	104,415,869	208,831,737	Note 8
34	IPL International Limited	Foxconn CZ S.R.O.	Other Receivables	Y	4,138,300	4,013,600	4,013,600	0.00	2	-	Business operation	-	None	-	104,415,869	208,831,737	Note 8
35	Foxconn CZ S.R.O.	SafeDx S.R.O.	Other Receivables	Y	38,250	35,548	35,548	0.60	2	-	Business operation	-	None	-	104,415,869	208,831,737	Note 8
35	Foxconn CZ S.R.O.	Foxconn Technology CZ S.R.O.	Other Receivables	Y	1,141,600	-	-	N/A	2	-	Business operation	-	None	-	104,415,869	208,831,737	Note 8
36	Cloud Network Technology Kft.	FII USA Inc.	Other Receivables	Y	7,438,620	6,144,960	6,144,960	0.74-0.98	2	-	Business operation	-	None	-	104,415,869	208,831,737	Note 8
37	Hongfujin Precision Electronics (Tianjin) Co., Ltd.	Fuhong Cloud Computing (Tianjin) Co., Ltd.	Other Receivables	Y	10,449,840	10,449,840	10,449,840	3.420-3.465	2	-	Business operation	-	None	-	104,415,869	208,831,737	Note 8
37	Hongfujin Precision Electronics (Tianjin) Co., Ltd.	LangFang YuZhan Technology Limited	Other Receivables	Y	66,050	-	-	N/A	2	-	Business operation	-	None	-	104,415,869	208,831,737	Note 8



No.	Creditor	Borrower	General ledger account	Is a related party	Maximum outstanding		Actual amount drawn down	Interest rate (%)	Nature of loan	Amount of transactions with the borrower	Reason for short-term financing	Allowance for doubtful accounts	Collateral		Limit on loans granted to a single party	Ceiling on total loans granted	Footnote
					balance during the year ended December 31, 2021	Balance at December 31, 2021							Item	Value			
38	Jinchen Hongren Technology Co., Ltd.	Fulian Technology (Wuhan) Co., Ltd.	Other Receivables	Y	\$ 440,330	\$ -	\$ -	N/A	2	\$ -	Business operation	\$ -	None	\$ -	\$ 104,415,869	\$ 208,831,737	Note 8
39	Sharp Jusda Logistics Corporation	Sharp Jusda Logistics Operation (Thailand) Co., Ltd.	Other Receivables	Y	5,921	-	-	N/A	2	-	Business operation	-	None	-	92,311	369,243	Note 3
40	Fenix Industria de Eletronicos Ltda.	Foxconn MOEBG Industria De Eletronicos Ltda.	Other Receivables	Y	298,116	298,116	298,116	0.00	2	-	Business operation	-	None	-	1,502,620	3,005,241	Note 3
41	FIH Co., Ltd.	Mobile Drive Technology Co., Ltd.	Other Receivables	Y	80,000	-	-	N/A	2	-	Business operation	-	None	-	167,663	670,652	Note 6
42	Foxconn Singapore Pte Ltd.	Fukang Technology Company Limited	Other Receivables	Y	2,283,200	-	-	N/A	2	-	Purchase of land	-	None	-	63,801,010	127,602,020	Note 3
42	Foxconn Singapore Pte Ltd.	Competition Team Technology (Vietnam) Company Limited	Other Receivables	Y	2,516,400	-	-	N/A	2	-	Business operation	-	None	-	63,801,010	127,602,020	Note 3
43	Foxconn Brasil Industria e Comercio Ltda.	Foxconn MOEBG Indústria De Eletrônicos Ltda.	Other Receivables	Y	2,981,160	2,981,160	2,981,160	0.00	2	-	Business operation	-	None	-	16,494,908	32,989,816	Note 3
44	Shunyun Technology Holdings Limited	Shun Yun Technology (Hanoi Vietnam) Limited	Other Receivables	Y	97,860	96,880	96,880	0.50	2	-	Business operation	-	None	-	1,241,950	2,483,900	Note 5
45	Shenzhen Fulian Fugui Precision Industry Co., Ltd.	Fuhuake Precision Industry (Shenzhen) Limited	Other Receivables	Y	130,854	130,623	130,623	3.465	2	-	Business operation	-	None	-	1,684,379	6,737,514	Note 8
46	AFE Inc..	Achemartek Inc.	Other Receivables	Y	193,760	193,760	142,552	2.89	2	-	Business operation	-	None	-	5,265,971	10,531,942	Note 3
47	Nanning Fugui Precision Industrial Co., Ltd.	Shenzhen Fulian Fugui Precision Industry Co., Ltd.	Other Receivables	Y	4,361,800	4,354,100	4,354,100	3.465	2	-	Business operation	-	None	-	104,415,869	208,831,737	Note 8
48	Shenzhen Fertile Plan international Logistics Co., Ltd.	Guangxi Yuchi Zhilian Technology Co., Ltd.	Other Receivables	Y	134,977	134,977	134,977	6.00	2	-	Business operation	-	None	-	8,069,932	16,139,864	Note 3
48	Shenzhen Fertile Plan international Logistics Co., Ltd.	Guangxi Dynamic Power technology development Co., Ltd.	Other Receivables	Y	218,090	217,705	217,705	6.00	2	-	Business operation	-	None	-	8,069,932	16,139,864	Note 3

No.	Creditor	Borrower	General ledger account	Is a related party	Maximum outstanding	Balance at	Actual amount drawn down	Interest rate (%)	Nature of loan	Amount of transactions with the borrower	Reason for short-term financing	Allowance for doubtful accounts	Collateral		Limit on loans granted to a single party	Ceiling on total loans granted	Footnote
					balance during the year ended December 31, 2021	December 31, 2021							Item	Value			
49	Fu Ding Precision Component (Shenzhen) Co., Ltd.	Sound Solutions (Zhenjiang) International Co., Ltd.	Other Receivables	Y	\$ 1,374,372	\$ 1,374,372	\$ 1,374,372	3.915	2	\$ -	Business operation	\$ -	None	\$ -	\$ 2,276,817	\$ 4,553,633	Note 4
49	Fu Ding Precision Component (Shenzhen) Co., Ltd.	SSI Precision Equipment (Zhenjiang) Co., Ltd.	Other Receivables	Y	174,164	174,164	174,164	3.915	2	-	Business operation	-	None	-	2,276,817	4,553,633	Note 4
50	eCMMS S.A. De C.V.	PCE Paragon Solutions (Mexico) S.A. de C.V.	Other Receivables	Y	678,160	678,160	678,160	1.83	2	-	Business operation	-	None	-	2,256,556	4,513,112	Note 3

Note 1: The ceiling on total loans granted by the Company to all parties is 40% of the net assets value of the Company; the ceiling on single loan granted by the Company to all parties is 10% of the net assets value of Company.

The Company granted loans to Hyield Venture Capital Co., Ltd. and Bon Shin International Investment Co., Ltd. with a shared limit no more than \$5 billion. Since there is no company that the Company has granted loans to, Hyield Venture Capital Co., Ltd. acts as the representative of the borrower to disclose. When the Company actually grants loans to, the actual amount of loans will be disclosed.

Note 2: The ceiling on total loans granted by a domestic subsidiary to all parties is 40% of the net assets value of lender; the ceiling on single loan granted by a domestic subsidiary to all parties is 10% of the net assets value of lender.

Note 3: The policy for loans granted mutually between overseas subsidiaries of which the Company directly or indirectly holds 100% of their voting shares is as follows: ceiling on total loans granted by an overseas subsidiary to all overseas subsidiaries is 400% of the net assets value of lender; limit on loans granted by an overseas subsidiary to a single overseas subsidiary is 200% of the net assets value of lender.

lender; limit on loans to a single party is 40% of the net assets value of lender.

Note 4: The policy for loans granted by Foxconn Interconnect Technology Limited is as follows: ceiling on total loans to all parties is 40% of the net assets value of Foxconn Interconnect Technology Limited; limit on loans to a single party is 10% of the net assets value of Foxconn Interconnect Technology Limited.

The policy for loans granted by overseas subsidiaries of which Foxconn Interconnect Technology Limited directly or indirectly holds 100% of their voting shares is as follows: ceiling on total loans granted by overseas subsidiaries is 40% of the net assets value of Foxconn Interconnect Technology Limited; limit on loans granted by an overseas subsidiary to a single party is 20% of the net assets value of Foxconn Interconnect Technology Limited.

Note 5: The policy for loans granted by Shunsin Technology Holdings Limited is as follows: ceiling on total loans to all parties is 40% of the net assets value of Shunsin Technology Holdings Limited; limit on loans to a single party is 10% of the net assets value of Shunsin Technology Holdings Limited.

The policy for loans granted by overseas subsidiaries of which Shunsin Technology Holdings Limited directly or indirectly holds 100% of their voting shares is as follows: ceiling on total loans granted by overseas subsidiaries is 400% of the net assets value of lender; limit on loans granted by an subsidiary to a single party is 200% of the net assets value of lender. The policy for loans granted by overseas subsidiaries of which Shunsin Technology Holdings Limited directly or indirectly holds 100% of their voting shares to Shunsin Technology Holdings Limited is as follows: ceiling on total loans granted by overseas subsidiaries is 400% of the net assets value of lender.

Note 6: The policy for loans granted by FII Mobile Limited and its subsidiaries is as follows: ceiling on total loans to all parties is 40% of the net assets value of FII Mobile Limited; limit on loans to a single party is 10% of the net assets value of FII Mobile Limited.

The policy for loans granted by overseas subsidiaries of which FII Mobile Limited directly or indirectly holds 100% of their voting shares is as follows: ceiling on total loans granted by overseas subsidiaries is 400% of the net assets value of lender; limit on loans granted by an subsidiary to a single party is 200% of the net assets value of lender.

Note 7: The policy for loans granted by Jusda Supply Chain Management International Co., Ltd. is as follows: ceiling on total loans to all parties is 60% of the net assets value of lender; limit on loans to a single party is 30% of the net assets value of lender.

Note 8: The policy for loans granted by overseas subsidiaries (outside Taiwan) of which Foxconn Industrial Internet Co., Ltd. (FII) directly or indirectly holds 100% of their voting shares is as follows: ceiling on total loans granted by overseas subsidiaries is 40% of the net assets value of FII; limit on loans granted by a subsidiary to a single party is 20% of the net assets value of FII.

The policy for loans granted by subsidiaries of FII loan to FII is as follows: ceiling on total loans granted by overseas subsidiaries is 40% of the net assets value of lender; limit on loans granted by an overseas subsidiary to a single party is 40% of the net assets value of lender.

The policy for loans granted by the subsidiaries of FII to subsidiaries of which FII directly or indirectly holds more than 50% of their voting shares or subsidiaries of which lender directly or indirectly holds more than 50% of their voting shares is as follows: ceiling on total loans granted by overseas subsidiaries is 40% of the net assets value of lender; limit on loans granted by an overseas subsidiary to a single party is 10% of the net assets value of lender.

Note 9: Wuhan Yuzhan Precision Technology Co., Ltd. was renamed Fulian Technology (Wuhan) Co., Ltd. in September 2021; Lankao Yuzhan Intelligent Manufacturing Technology Co., Ltd. was renamed Fulian Technology (Lankao) Co., Ltd. in September 2021.

Jinchen Hongren Technology Co. Ltd. was renamed Jinchen Hongren Technology Co., Ltd. in October 2021; Shenzhen Fugui Precision Industrial Co., Ltd. was renamed Shenzhen Fulian Fugui Precision Industry Co., Ltd. in November 2021.

Hebi Yuzhan Precision Technology Co., Ltd. was renamed Fulian Technology (Hebi) Co., Ltd. in November 2021; Futaihua Precision Electronic (Jiyuan) Co., Ltd. was renamed Fulian Technology (Jiyuan) Co., Ltd. in November 2021.

Note 10: The net assets referred to above are based on the latest audited financial statements.

Hon Hai Precision Industry Co., Ltd. and Subsidiaries  
Provision of endorsements and guarantees to others  
December 31, 2021

Table 2

Expressed in thousands of TWD  
(Except as otherwise indicated)

No.	Endorser/ guarantor	Party being endorsed/guaranteed		Limit on endorsements/ guarantees provided for a single party	Maximum outstanding endorsement/ guarantee amount as of December 31, 2021	Outstanding endorsement/ guarantee amount at December 31, 2021	Actual amount drawn down	Amount of endorsements/ guarantees secured with collateral	Ratio of accumulated endorsement/ guarantee amount to net asset value of the endorser/ guarantor company (%)	Ceiling on total amount of endorsements/ guarantees provided	Provision of endorsements/ guarantees by parent company to subsidiary	Provision of endorsements/ guarantees by subsidiary to parent company	Provision of endorsements/ guarantees to the party in Mainland China	Footnote
		Relationship with the endorser/ guarantor	Company name											
0	Hon Hai Precision Industry Co., Ltd.	AFE Inc.	Note 2	\$ 690,228,655	\$ 31,358,325	\$ 30,413,400	\$ 30,413,400	\$ -	2.20	\$ 1,380,457,310	Y	N	N	Note 4 9
0	Hon Hai Precision Industry Co., Ltd.	Foxconn (Far East) Limited	Note 2	690,228,655	114,160,000	110,720,000	55,204,600	-	8.02	1,380,457,310	Y	N	N	Note 4 9
0	Hon Hai Precision Industry Co., Ltd.	Foxconn Slovakia, Spol. S.R.O.	Note 2	690,228,655	5,155,500	4,698,000	4,698,000	-	0.34	1,380,457,310	Y	N	N	Note 4 9
0	Hon Hai Precision Industry Co., Ltd.	Competition Team Technologies Limited	Note 2	690,228,655	37,250,400	27,680,000	27,680,000	-	2.01	1,380,457,310	Y	N	N	Note 4 9
0	Hon Hai Precision Industry Co., Ltd.	Falcon Precision Trading Limited	Note 2	690,228,655	8,366,270	-	-	-	0.00	1,380,457,310	Y	N	N	Note 4 9
0	Hon Hai Precision Industry Co., Ltd.	Fuyu Real Estate (Shanghai) Co., Ltd.	Note 2	690,228,655	499,450	484,400	484,400	-	0.04	1,380,457,310	Y	N	Y	Note 4 9
1	Hongfujin Precision Electronics (Zhenzhou) Co., Ltd.	Lankao YuFu Precision Technology Co., Ltd.	Note 3	138,042,507	6,622,381	5,579,879	5,579,879	-	0.40	138,042,507	N	N	Y	Note 5 9
2	Jusda International Limited	Jusda Europe S.R.O.	Note 2	3,436,580	358,318	326,521	326,521	-	0.02	3,436,580	N	N	N	Note 6 9
3	Smart Technologies Inc.	Smart Technologies ULC	Note 2	276,091,462	1,284,300	1,245,600	1,107,200	-	0.09	690,228,655	N	N	N	Note 6 9
4	Shanghai Topone Logistics Co., Ltd.	Xi'an Topone Logistics Co., Ltd.	Note 2	702,694	17,747	1,885	1,885	-	0.00	702,694	N	N	Y	Note 6 9
4	Shanghai Topone Logistics Co., Ltd.	Guangzhou Wangliu Logistics Co., Ltd.	Note 2	702,694	14,725	2,825	2,825	-	0.00	702,694	N	N	Y	Note 6 9
4	Shanghai Topone Logistics Co., Ltd.	Wuhan Topone Logistics Co., Ltd.	Note 2	702,694	7,707	2,032	2,032	-	0.00	702,694	N	N	Y	Note 6 9
4	Shanghai Topone Logistics Co., Ltd.	Shandong Wangliu Logistics Co., Ltd.	Note 2	702,694	3,193	607	607	-	0.00	702,694	N	N	Y	Note 6 9
4	Shanghai Topone Logistics Co., Ltd.	Chengdu Yipu Logistics Co., Ltd.	Note 2	702,694	2,876	758	758	-	0.00	702,694	N	N	Y	Note 6 9
5	PCE Paragon Solutions KFT.	Cloud Network Technology Kft.	Note 2	34,161,375	71,121	-	-	-	0.00	34,161,375	N	N	N	Note 9
6	Hongfujin Precision Electronics (Chengdu) Co., Ltd.	Hon Fu Cheng Precision Electronics (Chengdu) Co., Ltd.	Note 2	69,992,615	55,041	-	-	-	0.00	69,992,615	N	N	Y	Note 5 9

Hon Hai Precision Industry Co., Ltd. and Subsidiaries  
Provision of endorsements and guarantees to others  
December 31, 2021

Table 2

Expressed in thousands of TWD  
(Except as otherwise indicated)

No.	Endorser/ guarantor	Party being endorsed/guaranteed		Limit on endorsements/ guarantees provided for a single party	Maximum outstanding endorsement/ guarantee amount as of December 31, 2021	Outstanding endorsement/ guarantee amount at December 31, 2021	Actual amount drawn down	Amount of endorsements/ guarantees secured with collateral	Ratio of accumulated endorsement/ guarantee amount to net asset value of the endorser/ guarantor company (%)	Ceiling on total amount of endorsements/ guarantees provided	Provision of endorsements/ guarantees by parent company to subsidiary	Provision of endorsements/ guarantees by subsidiary to parent company	Provision of endorsements/ guarantees to the party in Mainland China	Footnote
		Relationship with the endorser/ guarantor	Company name											
6	Hongfujin Precision Electronics (Chengdu) Co., Ltd.	Shanghai Fujingtong Business Factoring Limited	Note 3	\$ 69,992,615	\$ 3,925,620	\$ 3,918,690	\$ -	\$ -	0.28	\$ 69,992,615	N	N	Y	Note 5 9
7	ShunSin Technology (Zhongshan) Limited	ShunYun Technology (Zhongshan) Limited	Note 1	9,487,580	52,840	52,249	52,249	52,249	0.82	9,487,580	N	N	Y	Note 6 9
8	Foxconn Industrial Internet Co., Ltd.	Cloud Network Technology Singapore Pte. Ltd.	Note 2	260,425,131	86,180,000	85,808,000	16,608,000	-	6.22	520,850,262	N	N	N	Note 6 9
9	FIH Mobile Limited	FIH (Hong Kong) Limited	Note 2	59,751,157	8,517,000	5,093,120	-	-	0.37	59,751,157	N	N	N	Note 7 9
10	FIH Mexico Industry S.A. de C.V.	FIH (Hong Kong) Limited	Note 3	3,317,578	2,197,580	1,882,240	-	1,882,240	0.14	6,635,157	N	N	N	Note 7 9
11	S&B Industry, Inc.	FIH (Hong Kong) Limited	Note 3	2,376,749	699,000	692,000	-	692,000	0.05	4,753,498	N	N	N	Note 7 9
12	Great Promote Limited	FIH (Hong Kong) Limited	Note 3	2,434,795	279,600	276,800	-	276,800	0.02	4,869,589	N	N	N	Note 7 9
13	Extra High Enterprises Limited	FIH (Hong Kong) Limited	Note 3	816,025	363,480	359,840	-	359,840	0.03	1,632,049	N	N	N	Note 7 9
14	Foxconn (Far East) Limited	Competition Team Ireland Ltd.	Note 3	1,359,608,305	3,615,300	-	-	-	0.00	1,359,608,305	N	N	N	Note 8 9
14	Foxconn (Far East) Limited	Foxconn EV Technology Inc.	Note 3	1,359,608,305	5,560,000	5,536,000	5,536,000	-	0.40	1,359,608,305	N	N	N	Note 8 9
14	Foxconn (Far East) Limited	Foxconn Slovakia, Spol. S.R.O.	Note 3	1,359,608,305	8,388,000	8,304,000	-	-	0.60	1,359,608,305	N	N	N	Note 8 9
15	Guangxi Yuchi Zhilian Technology Co., Ltd.	Guangxi MRT Logistics Co., Ltd.	Note 2	1,443,631	218,090	217,705	217,705	-	0.02	1,443,631	N	N	Y	Note 6 9
15	Guangxi Yuchi Zhilian Technology Co., Ltd.	Jiangsu Yuchi Zhilian Logistics Co., Ltd.	Note 2	1,443,631	43,618	43,541	21,771	-	0.00	1,443,631	N	N	Y	Note 6 9
15	Guangxi Yuchi Zhilian Technology Co., Ltd.	Yulin Yuchai Warehousing Service Co., Ltd.	Note 2	1,443,631	152,663	152,394	119,740	-	0.01	1,443,631	N	N	Y	Note 6 9
15	Guangxi Yuchi Zhilian Technology Co., Ltd.	Guangxi Dynamic Power Technology Development Co., Ltd.	Note 2	1,443,631	305,326	304,787	304,765	-	0.02	1,443,631	N	N	Y	Note 6 9

Hon Hai Precision Industry Co., Ltd. and Subsidiaries  
Provision of endorsements and guarantees to others  
December 31, 2021

Table 2

Expressed in thousands of TWD  
(Except as otherwise indicated)

No.	Endorser/ guarantor	Company name	Party being endorsed/guaranteed Relationship with the endorser/ guarantor	Limit on endorsements/ guarantees provided for a single party	Maximum outstanding endorsement/ guarantee amount as of December 31, 2021	Outstanding endorsement/ guarantee amount at December 31, 2021	Actual amount drawn down	Amount of endorsements/ guarantees secured with collateral	Ratio of accumulated endorsement/ guarantee amount to net asset value of the endorser/ guarantor company (%)	Ceiling on total amount of endorsements/ guarantees provided	Provision of endorsements/ guarantees by parent company to subsidiary	Provision of endorsements/ guarantees by subsidiary to parent company	Provision of endorsements/ guarantees to the party in Mainland China	Footnote
16	Shunshin Technology Holdings Limited	Shunyun Technology Holdings Limited	Note 2	\$ 6,338,966	\$ 1,668,000	\$ 1,660,800	\$ 1,107,200	\$ -	26.20	\$ 6,338,966	N	N	N	Note 6 9

Note 1: Having business relationship.

Note 2: The endorser/guarantor parent company owns directly and indirectly more than 50% voting shares of the endorsed/guaranteed company.

Note 3: The endorser/guarantor parent company owns directly and indirectly more than 90% voting shares of the endorsed/guaranteed company.

Note 5: The total endorsements and guarantees of overseas subsidiaries of which the Company directly or indirectly holds 100% of their voting shares to others should not be in excess of 100% the endorser/guarantor's net assets, and for a single party should not be in excess of 100% of the endorser/guarantor's net assets.

The total endorsements and guarantees of Jusda Supply Chain Management International Co., Ltd. to others should not be in excess of its net assets, and for a single party should not be in excess of its net assets.

The total endorsements and guarantees of Shunshin Technology Holdings Limited to others should not be in excess of its net assets, and for a single party should not be in excess 50% of its net assets.

Note 7: FIH Mobile Limited and its 100% subsidiaries, FIH (Hong Kong) Limited, FIH Mexico Industry S.A. de C.V., S&B Industry, Inc., Great Promote Limited, Eliteday Enterprises Limited, Extra High Enterprises Limited, and FIH Co., Ltd. mutually endorse their bank debts and share the limit.

Among them, the ceiling on the total amount of endorsements/ guarantees provided by FIH Mobile Limited is 100% of its own net asset value, and the ceiling of a single party is 100% of its own net asset value.

The ceiling on the total amount of endorsements/ guarantees provided by FIH Mexico Industry S.A. de C.V., FIH (Hong Kong) Limited, S&B Industry, Inc., Great Promote Limited, Eliteday Enterprises Limited, Extra High Enterprises Limited, and FIH Co., Ltd. is 200% of its own net asset value, and the ceiling of a single party is 100% of its own net asset value.

The above table separately discloses the portion of the endorsement/guarantees provided by FIH Mobile Limited and its subsidiaries in respect of bank debts that have drawn down and are attributable to the respective subsidiaries as a result of the shared limit. The remaining shared limit is included in FIH Mobile Limited's. The net asset value of the endorser/guarantor is used to calculate the limit. Since no company has incurred bank debts, FIH (Hong Kong) Limited acts as the representative of the guarantor. When a company actually incurs bank debts, the actual amount of debts will be disclosed.

The limit on endorsements/guarantees is calculated as follows:

Company name	Limit on endorsements/guarantees provided for a single party	Ceiling on total amount of endorsements/guarantees provided
FIH Mobile Limited	59,751,157	59,751,157
FIH Mexico Industry S.A. de C.V.	3,317,578	6,635,156
S&B Industry, Inc.	2,376,749	4,753,498
Great Promote Limited	2,434,795	4,869,590
Eliteday Enterprises Limited	15,584	31,168
Extra High Enterprises Limited	816,024	1,632,048
FIH Co., Ltd.	1,676,631	3,353,262
FIH (Hong Kong) Limited	-	-

Note 8: Foxconn (Far East) Limited endorse the bank debts for Foxconn Singapore Pte. Ltd., Foxconn Slovakia, Spol. S.R.O., Competition Team Ireland Ltd., and eCMMS Precision Singapore Pte.Ltd. The ceiling on the total amount of endorsements/ guarantees USD 3 billion. Since there is no company has incurred bank debts, Foxconn Slovakia, Spol. S.R.O. acts as the representative of the guarantee to disclose.

When the company actually incurs bank debts, the actual amount of debts will be disclosed.

Note 9: The net assets referred to above are based on the latest audited financial statements.

Hon Hai Precision Industry Co., Ltd. and Subsidiaries  
Holding of marketable securities (not including subsidiaries, associates and joint ventures)  
December 31, 2021

Table 3

Expressed in thousands of TWD  
(Except as otherwise indicated)

Securities held by	Marketable securities (Note 1)	Relationship with the securities issuer	General ledger account (Note 2)	As of December 31, 2021				Footnote
				Number of shares (in thousand shares or thousand units)	Book value	Ownership (%)	Fair value	
Hon Hai Precision Industry Co., Ltd.	Common Stock of Innolux Co., Ltd.	Other related party	(1)	147,965	\$ 2,900,121	1	\$ 2,900,121	
	Common Stock of Shieh Yong Investment Co., Ltd.	None	(1)	24,368	307,370	2	307,370	
	Common Stock of Usun Technology Co., Ltd.	None	(1)	5,180	168,868	8	168,868	
	Others (Note 3)	None	(1)	-	85,349	-	85,349	
Bon Shin International Investment Co., Ltd. and subsidiaries	Common Stock of Simplo Technology Co., Ltd.	None	(1)	7,730	2,539,452	4	2,539,452	
	Common Stock of UVAT Technology Co., Ltd.	None	(1)	4,003	237,757	10	237,757	
	Common Stock of AES Holding Co., Ltd.	None	(1)	266	486,238	-	486,238	
	Others (Note 3)	None	(1)(2)	-	78,890	-	78,890	
Hon Yuan International Investment Co., Ltd.	Common Stock of Usun Technology Co., Ltd.	None	(1)	784	25,558	1	25,558	
	Others (Note 3)	None	(1)	-	240	-	240	
Lin Yih International Investment Co., Ltd. and subsidiaries	Common Stock of Waltop International Corporation	None	(1)	4	240	-	240	
	Others (Note 3)	None	(1)	-	2,112	-	2,112	
Hyield Venture Capital Co., Ltd. and subsidiaries	Common Stock of Innolux Co., Ltd.	Other related party	(1)	176,311	3,455,700	2	3,455,700	
	Common Stock of Simplo Technology Co., Ltd.	None	(1)	8,215	2,698,517	4	2,698,517	
	Common Stock of Taiwan Mobile Co., Ltd.	None	(1)	31,974	3,197,425	1	3,197,425	
	Common Stock of Usun Technology Co., Ltd.	None	(1)	3,836	125,054	6	125,054	
	Common Stock of Tai Tung Communication Co., Ltd.	None	(1)	4,304	85,426	3	85,426	
	Common Stock of Gigasolar Material Corporation	None	(1)	8,000	1,430,960	11	1,430,960	
	Peferred Stock of Nextdrive Holdings Co., Ltd.	None	(1)	384	65,855	2	65,855	
	Common Stock of AES Holding Co., Ltd.	None	(1)	283	516,696	-	516,696	
	Yonglin Life Technology Fund I, L. P.	None	(2)	-	178,009	-	178,009	
	Others (Note 3)	None	(1)(2)	-	722,488	-	722,488	
Hongqi Venture Capital Co., Ltd. and subsidiaries	Common Stock of Waltop International Corporation	None	(1)	4	240	-	240	
Foxconn (Far East) Limited and subsidiaries	Common Stock of Digital Currency Group, Inc.	None	(1)	9	860,806	1	860,806	
	Common Stock of Cloudminds Technologies Co., Ltd.	None	(1)	-	312,784	1	312,784	
	Common Stock of Galaxy Digital Holdings Ltd.	None	(1)	4,537	2,240,068	4	2,240,068	
	Berkeley Lights, LLC	None	(1)	270	135,886	-	135,886	
	Nano-X Imaging Ltd.	None	(1)	313	125,771	1	125,771	
	Common Stock of HMD Global Oy	None	(1)	-	4,697,296	-	4,697,296	

		As of December 31, 2021							
Securities held by	Marketable securities (Note 1)	Relationship with the securities issuer	General ledger account (Note 2)	Number of shares	Book value	Ownership		Fair value	Footnote
				(in thousand shares or thousand units)		(%)			
Foxconn (Far East) Limited and subsidiaries	IDG China Capital Fund III L.P.	None	(2)	-	\$ 4,063,962	11	\$	4,063,962	
	Hopu-Arm Innovation Fund, L.P.	None	(2)	-	492,041	3		492,041	
	Dongguan U-Bond Material Technology Co., Ltd.	None	(1)	2,750	131,444	4		131,444	
	Common Stock of ZAP Medical System, Ltd.	None	(1)	26,787	146,169	11		146,169	
	Preferred Stock of Megvii AI Technology	None	(1)	22,758	1,369,881	2		1,369,881	
	Preferred Stock of Keyssa, Inc.	None	(1)	-	-	-		-	
	Molekule Inc.	None	(1)	-	27,680	-		27,680	
	Preferred Stock of Moran Cognitive Technology (Cayman) Limited	None	(1)	16,993	16,377	12		16,377	
	Preferred Stock of Viu International Limited	None	(1)	3,000	668,583	5		668,583	
	Common Stock of SK Holding Co., Ltd.	None	(1)	2,450	13,617,453	3		13,617,453	
	Skycus China Fund, L.P.	None	(2)	-	1,969,364	-		1,969,364	
	Softbank Vision Fund L.P.	None	(2)	-	21,372,060	-		21,372,060	
	Common Stock of Best Educational Organization	None	(2)	10,811	108,353	-		108,353	
	Common Stock of Vizio Holding Corporation	None	(1)	4,409	2,371,327	4		2,371,327	
	Visionaire Ventures Fund II, L.P.	None	(2)	-	449,015	-		449,015	
	Didi Global Inc.	None	(1)	3,136	2,501,686	-		2,501,686	
	Beijing-based Pensees Technology Co., Ltd.	None	(1)	771	42,144	4		42,144	
	Common Stock of Henan Ancai Hi-Tech Co., Ltd.	None	(1)	147,013	4,339,929	17		4,339,929	
	Common Stock of Shenzhen Yuto Packaging Technology Co., Ltd.	None	(1)	21,344	3,131,002	2		3,131,002	
	Contemporary Amperex Technology Co., Limited	None	(1)	16,100	41,218,306	1		41,218,306	
	Asia-IO Holdings Limited	None	(1)	-	412,432	-		412,432	
	China Unicom Smart Connection Technology Co., Ltd.	None	(1)	6,800	195,844	3		195,844	
	Artificial Intelligent Speech Co., Ltd.	None	(1)	644	217,705	1		217,705	
	Preferred Stock of Figure Technologies Inc.	None	(1)	2,403	165,655	1		165,655	
	Common Stock of Ningbo Radi-Cool Advanced Energy Technologies Co., Ltd.	None	(1)	458	53,709	3		53,709	
	Jinan Fujie industrial investment fund partnership (limited partnership)	None	(2)	-	147,774	-		147,774	
	Plume Design, Inc.	None	(1)	6,006	619,341	1		619,341	
	Preferred Stock of Nuwa Robotics Corporation	None	(1)	-	110,721	-		110,721	
	Airspan Network Inc.	None	(1)	114	11,941	-		11,941	
	Livingstone Fund L.P.	None	(2)	-	214,847	-		214,847	
	China Harmony New Energy Auto Holding Ltd.	None	(2)	128,734	2,252,134	8		2,252,134	
	Suzhou Xindalu Precision Technology Co. Ltd.	None	(1)	-	118,468	-		118,468	
	Pegasus Holdings Limited	None	(2)	4,275	118,332	1		118,332	
	IDG Breyer Capital Fund L.P.	None	(2)	-	8,783,601	-		8,783,601	
	Wise Road Industry Investment Fund I, L.P.	None	(2)	-	246,515	-		246,515	
	Dagang Nexchange Berhad	None	(1)	120,000	605,355	4		605,355	

		As of December 31, 2021							
Securities held by	Marketable securities (Note 1)	Relationship with the securities issuer	General ledger account (Note 2)	Number of shares		Ownership (%)	Fair value	Footnote	
				(in thousand shares or thousand units)	Book value				
Foxconn (Far East) Limited and subsidiaries	Peffered Stock of Witriciti Corporation	None	(1)	419	\$ 177,326	- \$	177,326		
	Alternative Fuel Technologies, Inc.	None	(1)	-	97,143	-	97,143		
	Guangdong Hongfu Xinghe Company	None	(2)	-	130,622	-	130,622		
	Autotalks Ltd.	None	(2)	-	276,800	-	276,800		
	Agile Robots AG	None	(1)	-	124,566	-	124,566		
	Lansus Technologies Inc.	None	(2)	-	113,973	-	113,973		
	Class A Common Stock of Lordstown Motors Corp.	None	(1)	7,248	692,171	4	692,171		
	Peffered Stock of Nextdrive Holdings Co., Ltd.	None	(1)	667	107,724	4	107,724		
	TransLink Capital Partners IV, L.P.	None	(1)	-	96,880	-	96,880		
	Finance Trust Peng Yun Tian Hua Collection Fund Trust	None	(3)	-	9,143,610	-	9,143,610		
	Others (Note 3)	None	(1)(2)	-	8,706,925	-	8,706,925		
	Foxconn Holding Limited and subsidiaries	500 Startups III, L.P.	None	(2)	-	342,255	-	342,255	
		S.A.S. Dragon Holdings Ltd.	None	(1)	124,000	2,288,122	-	2,288,122	
Airspan Networks Inc.		None	(1)	1,170	122,717	2	122,717		
Prefer Stock of Cloudminds Technologies Co., Ltd.		None	(1)	6,206	573,186	2	573,186		
Globant S.A. (GLOB)		None	(1)	45	392,613	-	392,613		
GVFX1 L.P.		None	(2)	-	272,935	-	272,935		
Sinovation Fund III, L.P.		None	(2)	-	1,708,754	-	1,708,754		
Innovation Works Development Fund. L.P.		None	(2)	-	949,726	-	949,726		
Peffered Stock of Innovation Works Limited		None	(1)	2,600	130,187	5	130,187		
Peffered Stock of Inuitive Ltd.		None	(1)	1,233	164,875	3	164,875		
Peffered Stock of Kinova, Inc.		None	(1)	1,264	55,730	2	55,730		
Peffered Stock of Keyssa, Inc.		None	(1)	1,826	-	2	-		
Nautilus Venture Partners Fund I, L.P.		None	(2)	-	840,601	-	840,601		
Playground Global, LLC		None	(2)	-	138,978	-	138,978		
Playground Ventures II, L.P.		None	(2)	-	5,451,675	-	5,451,675		
Playground Ventures, L.P.		None	(2)	-	3,583,946	-	3,583,946		
Riverwood Capital Partners L.P.		None	(2)	-	225,926	-	225,926		
Silverlink Capital, L.P.		None	(2)	-	2,790,379	-	2,790,379		
Sinovation Fund IV, L.P.		None	(2)	-	1,339,261	-	1,339,261		
Softbank Vision Fund L.P.		None	(2)	-	21,372,060	-	21,372,060		
TJ 2015 Fund L.P.	None	(2)	-	819,627	-	819,627			
Translink Capital Partners II, L.P.	None	(2)	-	325,728	-	325,728			
Translink Capital Partners III, L.P.	None	(2)	-	489,927	-	489,927			
Translink Capital Partners IV, L.P.	None	(2)	-	3,896	184,113	-	184,113		
CELESTA CAPITAL II-A, L.P.	None	(2)	-	2,229,820	-	2,229,820			



		As of December 31, 2021						
Securities held by	Marketable securities (Note 1)	Relationship with the securities issuer	General ledger account (Note 2)	Number of shares		Ownership		Footnote
				(in thousand shares or thousand units)	Book value	(%)	Fair value	
Foxconn Holding Limited and subsidiaries	CELESTA CAPITAL III, L.P.	None	(2)	-	\$ 1,166,704	-	\$ 1,166,704	
	Devialet SA	None	(1)	41	275,889	-	275,889	
	Peferred Stock of Nuwa Robotics Corp.	None	(1)	350	59,543	8	59,543	
	Common Stock of Sofbank Robotics Group Corp.	None	(1)	6,618	108,811	8	108,811	
	Ai Fund, L.P.	None	(2)	20,000	134,934	-	134,934	
	Msd Special Investments Fund(cayman), L.P.	None	(2)	-	125,748	-	125,748	
	Sinovation Disrupt Fund, L.P.	None	(2)	-	199,813	-	199,813	
	Marvell Technology, Inc.	None	(2)	57	136,965	-	136,965	
	FG Venture, L.P.	None	(2)	-	106,739	-	106,739	
	Walden Catalyst Ventures, L.P.	None	(2)	-	100,118	-	100,118	
	Others (Note 3)	None	(1)(2)	-	278,145	-	278,145	
Margini Holdings Limited-B.V.I. and subsidiaries	IDG Breyer Capital Fund L.P.	None	(2)	-	216,470	-	216,470	
Foxconn Singapore Pte. Ltd.	Others (Note 3)	None	(1)(2)	-	75,135	-	75,135	

Note 2: Code of general ledger accounts: (1) Financial asset measured at fair value through other comprehensive income (2) Financial assets at fair value through profit or loss (3) Financial asset measured at amortised cost

Note 3: Due to the amount is insignificant, combined disclosure is adopted.

Hon Hai Precision Industry Co., Ltd. and Subsidiaries  
Acquisition or sale of the same security with the accumulated cost reaching NT \$300 million or 20% of paid-in capital or more  
For the year ended December 31, 2021

Table 4

Expressed in thousands  
(Except as otherwise indicated)

Investor	Marketable securities	General ledger account	Counterparty (Note 5)	Relationship with the investor (Note 5)	Transaction currency	Balance as at January 1, 2021		Addition		Disposal				Balance as at December 31, 2021		
						Number of shares (in thousand shares)	Amount	Number of shares (in thousand shares)	Amount	Number of shares (in thousand shares)	Selling price	Book value	Gain (loss) on disposal	Number of shares (in thousand shares)	Amount	
Hon Hai Precision Industry Co., Ltd.	Foxconn Holding Limited	Note 1	Foxconn Holding Ltd.	Note 6	USD	1,521,952	\$ 1,521,952	48,560	\$ 48,560	-	\$ -	-	\$ -	-	1,570,512	\$ 1,570,512
	Foxconn Singapore Pte. Ltd.	Note 1	Foxconn Singapore Pte. Ltd.	Note 6	USD	403,838	403,838	48,000	48,000	-	-	-	-	-	451,838	451,838
	Hon Young Semiconductor Corporation	Note 1	Hon Young Semiconductor Corporation	Note 6	TWD	-	-	317,000	3,170,000	-	-	-	-	-	317,000	3,170,000
	Lin Yih International Investment Co., Ltd.	Note 1	Lin Yih International Investment Co., Ltd.	Note 6	TWD	261,900	904,411	165,000	1,650,000	-	-	-	-	-	426,900	2,554,411
Hyield Venture Capital Co., Ltd.	Giga Solar Material Corporation	Note 2	-	-	TWD	-	-	8,000	995,200	-	-	-	-	-	8,000	1,430,960
	Microelectronics Technology Inc.	Note 2	-	-	TWD	7,616	253,978	-	-	7,616	447,465	447,465	-	-	-	-
Foxconn (Far East) Limited and subsidiaries	Cybertan Technology Corporation	Note 1	Szitic (H.K.) Commercial Property Company Limited	None	RMB	226,553	1,611,185	-	-	34,312	-	339,178	113,000	-	192,241	1,518,741
	IDG Breyer Capital Fund L.P.	Note 3	-	-	USD	-	190,589	-	233,064	-	-	-	-	-	-	325,147
	Softbank Vision Fund L.P.	Note 3	-	-	USD	-	834,418	-	48,559	-	-	-	-	-	-	772,112
	Tianjin Aiqi Honghai Haihe Smart Travel Equity Investment Fund Partnership	Note 2	-	-	RMB	-	1,174,845	-	420,000	-	-	-	-	-	-	1,568,590
	Class A Common Stock of Lordstown Motors Corp.	Note 2	-	-	USD	-	-	7,248	50,000	-	-	-	-	-	7,248	25,006
	Nanoplus Ltd.	Note 2	-	-	TWD	12,974	185,993	-	-	12,974	318,581	318,581	-	-	-	-

Investor	Marketable securities	General ledger account	Counterparty (Note 5)	Relationship with the investor (Note 5)	Transaction currency	Balance as at January 1, 2021		Addition		Disposal				Balance as at December 31, 2021		
						Number of shares (in thousand shares)	Amount	Number of shares (in thousand shares)	Amount	Number of shares (in thousand shares)	Selling price	Book value	Gain (loss) on disposal	Number of shares (in thousand shares)	Amount	
Foxconn (Far East) Limited and subsidiaries	Guangxi MRT Logistics Co., Ltd.	Note 1	Henan Strategic Enterprise Management Consulting Partnership (Limited Partnership)	None	RMB	-	\$ -	96,000	\$ 400,000	-	\$ -	\$ -	\$ -	-	96,000	\$ 400,000
	Guangxi MRT Logistics Co., Ltd.	Note 1	Henan Guanqi Enterprise Management Consulting Partnership (Limited Partnership)	None	RMB	-	-	72,000	300,000	-	-	-	-	-	72,000	300,000
	Guangxi MRT Logistics Co., Ltd.	Note 1	Henan Push Construction Enterprise Management Consulting Partnership (Limited Partnership)	None	RMB	-	-	72,000	300,000	-	-	-	-	-	72,000	300,000
	AutoCore Intelligence Technology (Nanjing) Co., Ltd.	Note 1	AutoCore Intelligence Technology (Nanjing) Co., Ltd.	None	RMB	-	-	2,329	100,000	-	-	-	-	-	2,329	100,000
	Shengfeng (Guangzhou) Industrial Investment Partnership (Limited Partnership)	Note 1	Shengfeng (Guangzhou) Industrial Investment Partnership (Limited Partnership)	None	RMB	-	-	-	1,720,000	-	-	-	-	-	-	1,720,000
Foxconn Holding and subsidiaries	Finance Trust Peng Yun Tian Hua Collection Fund Trust	Note 4	-	-	RMB	-	2,600,000	-	-	-	623,900	500,000	123,900	-	-	2,100,000
	Sinovation Fund IV L.P.	Note 3	-	-	USD	-	25,022	-	19,000	-	-	-	-	-	-	48,384
	Softbank Vision Fund L.P.	Note 3	-	-	USD	-	834,418	-	48,559	-	-	-	-	-	-	772,112
	Berkeley Lights, LLC (BLI)	Note 2	-	-	USD	-	-	270	12,100	-	-	-	-	-	270	4,909
	Playground Ventures II, L.P.	Note 3	-	-	USD	-	101,312	-	20,600	-	-	-	-	-	-	33,939
Silverlink Capital, L.P.	Note 3	-	-	USD	-	162,923	-	13,333	-	-	-	-	-	-	100,808	
Foxconn Singapore Pte. Ltd.	Dagang Nexchange Berhad	Note 2	-	-	MYR	-	-	120,000	108,000	-	-	-	-	-	120,000	21,870

Investor	Marketable securities	General ledger account	Counterparty (Note 5)	Relationship with the investor (Note 5)	Transaction currency	Balance as at January 1, 2021		Addition		Disposal			Balance as at December 31, 2021		
						Number of shares (in thousand shares)	Amount	Number of shares (in thousand shares)	Amount	Number of shares (in thousand shares)	Selling price	Book value	Gain (loss) on disposal	Number of shares (in thousand shares)	Amount
PCE Paragon Solutions Kft.	Convertible debenture of Nanthealth, Inc.	Note 3	-	-	USD	-	\$ 30,966	-	\$ -	-	\$ 30,733	\$ 30,000	\$ -	-	\$ -

Note 1: Code of general ledger account is "investments accounted for under equity method".

Note 2: Code of general ledger account is "financial assets at fair value through other comprehensive income".

Note 3: Code of general ledger account is "financial assets at fair value through profit or loss".

Note 4: Code of general ledger account is "financial assets at amortized cost". The disposal gain and loss is from interest income.

Note 5: Fill in the columns the counterparty and relationship if securities are accounted for under the equity method; otherwise leaves the columns blank.

Note 6: The counterparty is a subsidiary of the Company.

Hon Hai Precision Industry Co., Ltd. and Subsidiaries  
Acquisition of real estate reaching NT\$300 million or 20% of paid-in capital or more  
For the year ended December 31, 2021

Table 5

Expressed in thousands of TWD  
(Except as otherwise indicated)

Real estate acquired by	Real estate	Date of the event	Transaction currency	Transaction amount (in thousands)	Status of payment	Counterparty	Relationship	Information on prior transaction if the counterparty is a related party				Basis or reference used in setting the price	Purpose of acquisition and utilization	Other commitments
								Owner	Relationship with the issuer	Date of transfer	Amount			
FIH USA Inc.	Plants and data centers	March 18, 2021	USD	\$ 77,629	Paid in full	AFE, Inc.	Sister company	Not applicable	Not applicable	Not applicable	Not applicable	Book Value	Utilization of the	None
Hon Hai Precision Industry Co., Ltd.	Plants	August 5, 2021	NTD	819,998	Paid 90%	Macronix International Co., Ltd.	Not applicable	Not applicable	Not applicable	Not applicable	Not applicable	By reference to the appraisal report	Requirements for the growth and development of the	None
Foxconn EV Technology Inc.	Land and plants	October 1, 2021	USD	78,850	Paid down payment	Lordstown EV Corporation	None	Not applicable	Not applicable	Not applicable	Not applicable	Based on market price	New business development	Note

Note: The total transaction amount is USD 230 million (including machinery and equipment of USD 151,150 thousand). The down payment of USD 200 million is paid in installments in November 2021, February 2022 and April 2022, and the final payment of USD 30 million is paid upon the completion of transaction.

Hon Hai Precision Industry Co., Ltd. and Subsidiaries  
 Disposal of real estate reaching NT\$300 million or 20% of paid-in capital or more  
 For the year ended December 31, 2021

Table 6

Expressed in thousands of TWD  
 (Except as otherwise indicated)

Disposed of by	Real estate	Date of the event	Date of acquisition	Transaction currency	Book value ( in thousands)	Transaction amount ( in thousands)	Status of collection	Gain (loss) on disposal ( in thousands)	Counterparty	Relationship	Purpose of disposal	Basis or reference used in setting the price	Other commitments
AFE, Inc.	Plants and data centers	March 18, 2021	Not applicable (Note)	USD	\$ 77,307	\$ 77,629	Received in full	\$ 321,970	FII USA Inc.	Sister company	Utilization of the	Book Value	None
Foxconn Asset Management LLC.	Lnad	December 17, 2021	May 1, 2000	USD	10,750	62,250	Received in full	51,500	Hines Acquisitions LLC	None	Dispose of idle assets	Based on market price	None

Note: The plants and data centers were constructed by AFE, Inc. in 2019.

Hon Hai Precision Industry Co., Ltd. and Subsidiaries  
Purchases or sales of goods from or to related parties reaching NT\$100 million or 20% of paid-in capital or more  
For the year ended December 31, 2021

Expressed in thousands of TWD  
(Except as otherwise indicated)

Table 7

Purchaser/seller	Counterparty	Relationship with the counterparty	Transaction		Percentage of total purchases (sales)	Differences in transaction terms compared to third party transactions		Notes/accounts receivable (payable)		Footnote	
			Purchases (sales)	Amount		Credit term	Unit price	Credit term	Balance		Percentage of total notes/accounts receivable (payable)
Hon Hai Precision Industry Co., Ltd.	Foxconn (Far East) Limited and subsidiaries	Subsidiary	Sales	\$ 18,106,559	-	Payment term 45-90 days	Note 1	Note 1	\$ 138,683,562	20	Note 2
Hon Hai Precision Industry Co., Ltd.	eCMMS Precision Singapore Pte. Ltd.	Subsidiary	Sales	13,943,247	-	Net 120 days	Note 1	Note 1	10,113,641	1	Note 2
Hon Hai Precision Industry Co., Ltd.	Sharp Corporation	Affiliate	Sales	7,497,757	-	Payment term 60 days	Note 1	Note 1	332,912	-	
Hon Hai Precision Industry Co., Ltd.	Ningbo Innolux Optoelectronics Ltd.	Other related party	Sales	2,184,740	-	Net 90 days	Note 1	Note 1	634,249	-	
Hon Hai Precision Industry Co., Ltd.	Ningbo Innolux Display Ltd.	Other related party	Sales	2,176,575	-	Net 90 days	Note 1	Note 1	711,185	-	
Hon Hai Precision Industry Co., Ltd.	Innolux Corporation	Other related party	Sales	1,814,539	-	Net 90 days	Note 1	Note 1	635,897	-	
Hon Hai Precision Industry Co., Ltd.	Foxconn Japan Co., Ltd.	Subsidiary	Sales	1,056,999	-	Net 90 days	Note 1	Note 1	232,600	-	
Hon Hai Precision Industry Co., Ltd.	Goldtek Technology Co., Ltd.	Affiliate	Sales	1,014,636	-	Payment term 90 days	Note 1	Note 1	434,861	-	Note 2
Hon Hai Precision Industry Co., Ltd.	Foxconn European Manufacturing Services S.R.O.	Subsidiary	Sales	953,051	-	Payment term 45 days	Note 1	Note 1	-	-	Note 2
Hon Hai Precision Industry Co., Ltd.	Cheng Uei Precision Industry Co., Ltd.	Other related party	Sales	926,567	-	Net 60 days	Note 1	Note 1	110,838	-	
Hon Hai Precision Industry Co., Ltd.	Interface Optoelectronics (Wuxi) Co., Ltd.	Affiliate	Sales	645,316	-	90 days after validation	Note 1	Note 1	234,601	-	
Hon Hai Precision Industry Co., Ltd.	Nanjing Sharp Electronics Co., Ltd.	Affiliate	Sales	385,801	-	Payment term 90 days	Note 1	Note 1	108,864	-	Note 2
Hon Hai Precision Industry Co., Ltd.	Sharp Hong Kong Limited	Affiliate	Sales	297,180	-	Payment term 45 days	Note 1	Note 1	50,467	-	Note 2
Hon Hai Precision Industry Co., Ltd.	Sharp Manufacturing Corporation (Malaysia) Sdn. Bhd.	Affiliate	Sales	261,179	-	Payment term 60-90 days	Note 1	Note 1	67,977	-	Note 2
Hon Hai Precision Industry Co., Ltd.	Suntain Co., Ltd.	Affiliate	Sales	217,560	-	Net 30 days	Note 1	Note 1	-	-	
Hon Hai Precision Industry Co., Ltd.	Foshan Innolux Optoelectronics Ltd.	Other related party	Sales	147,629	-	Net 90 days	Note 1	Note 1	27,403	-	
Hon Hai Precision Industry Co., Ltd.	Nanjing Innolux Optoelectronics Ltd.	Other related party	Sales	109,457	-	Net 90 days	Note 1	Note 1	7,471	-	
Hon Hai Precision Industry Co., Ltd.	Ennoconn (Suzhou) Technology Co., Ltd.	Affiliate	Sales	105,574	-	Payment term 90 days	Note 1	Note 1	10,849	-	Note 2
Hon Hai Precision Industry Co., Ltd.	Foxconn Singapore Pte. Ltd.	Subsidiary	Purchases	1,329,813,330	37	Net 30 days	Note 1	Note 1	( 542,861,747)	( 47)	Note 2
Hon Hai Precision Industry Co., Ltd.	Falcon Precision Trading Pte. Ltd.	Subsidiary	Purchases	687,328,973	19	Net 60 days	Note 1	Note 1	( 248,985,107)	( 21)	Note 2
Hon Hai Precision Industry Co., Ltd.	Foxconn Image & Printing Product Pte. Ltd.-Singapore	Subsidiary	Purchases	431,212,398	12	Net 60 days	Note 1	Note 1	( 174,623,005)	( 15)	Note 2

Purchaser/seller	Counterparty	Relationship with the counterparty	Transaction		Differences in transaction terms compared to third party transactions				Notes/accounts receivable (payable)		Footnote
			Purchases (sales)	Amount	Percentage of total purchases		Unit price	Credit term	Balance	Percentage of total notes/accounts receivable (payable)	
					(sales)	Credit term					
Hon Hai Precision Industry Co., Ltd.	Fast Victor Limited	Subsidiary	Purchases	\$ 316,557,959	9	Net 30 days	Note 1	Note 1	(\$ 58,911,906)	(5)	Note 2
Hon Hai Precision Industry Co., Ltd.	Foxconn (Far East) Limited and subsidiaries	Subsidiary	Purchases	299,211,199	8	Payment term 30-90 days	Note 1	Note 1	( 53,757,370)	(5)	Note 2
Hon Hai Precision Industry Co., Ltd.	Foxconn Global Services Division S.R.O.	Subsidiary	Purchases	50,969,861	1	Payment term 90 days	Note 1	Note 1	( 11,714,355)	(1)	Note 2
Hon Hai Precision Industry Co., Ltd.	Sharp Corporation	Affiliate	Purchases	2,860,250	-	Net 30 days	Note 1	Note 1	( 220,698)	-	
Hon Hai Precision Industry Co., Ltd.	Innolux Corporation	Other related party	Purchases	2,064,418	-	Payment term 90 days	Note 1	Note 1	( 474,904)	-	
Hon Hai Precision Industry Co., Ltd.	eCMMS Precision Singapore Pte. Ltd.	Subsidiary	Purchases	1,742,681	-	Net 30 days	Note 1	Note 1	( 320,998)	-	
Hon Hai Precision Industry Co., Ltd.	Nanjing Sharp Electronics Co., Ltd.	Affiliate	Purchases	1,352,110	-	Net 30 days	Note 1	Note 1	( 150,619)	-	
Hon Hai Precision Industry Co., Ltd.	Cheng Uei Precision Industry Co., Ltd.	Other related party	Purchases	1,042,395	-	Payment term 60 days	Note 1	Note 1	( 504,020)	-	
Hon Hai Precision Industry Co., Ltd.	Sharp Manufacturing Corporation (Malaysia) Sdn. Bhd.	Affiliate	Purchases	742,931	-	Net 30 days	Note 1	Note 1	( 80,049)	-	
Hon Hai Precision Industry Co., Ltd.	Foxconn Technology Pte. Ltd.	Affiliate	Purchases	721,165	-	Payment term 90 days	Note 1	Note 1	( 318,484)	-	
Hon Hai Precision Industry Co., Ltd.	Pan-International Industrial Corp.	Affiliate	Purchases	659,095	-	Payment term 90 days	Note 1	Note 1	( 114,881)	-	
Hon Hai Precision Industry Co., Ltd.	Sharp Hong Kong Limited	Affiliate	Purchases	196,466	-	Payment term 45-90 days	Note 1	Note 1	( 44,605)	-	
Hon Hai Precision Industry Co., Ltd.	General Interface Solution Limited	Affiliate	Purchases	142,544	-	60 days after validation	Note 1	Note 1	( 9,969)	-	
Hon Hai Precision Industry Co., Ltd.	Foxconn Technology Co., Ltd.	Affiliate	Purchases	100,285	-	Payment term 60 days	Note 1	Note 1	( 29,249)	-	
Hon Hai Precision Industry Co., Ltd.	Fast Victor Limited	Subsidiary	Processing and molding costs	20,767,215	69	-	Note 1	Note 1	( 5,807,979)	(64)	
Hon Hai Precision Industry Co., Ltd.	Hongfujin Precision Electronics (Chengdu) Co., Ltd.	Subsidiary	Processing and molding costs	7,993,113	26	-	Note 1	Note 1	( 2,980,316)	(33)	
Hon Hai Precision Industry Co., Ltd.	Foxconn (Far East) Limited and subsidiaries	Subsidiary	Processing and molding costs	1,010,206	3	-	Note 1	Note 1	( 233,803)	(3)	
Hon Hai Precision Industry Co., Ltd.	Sharp North Malaysia Sdn. Bhd.	Affiliate	Processing and molding costs	213,181	1	-	Note 1	Note 1	( 31,534)	-	
Hon Hai Precision Industry Co., Ltd.	Nanjing Sharp Electronics Co., Ltd.	Affiliate	Processing and molding costs	133,391	-	-	Note 1	Note 1	( 8,695)	-	



Purchaser/seller	Counterparty	Relationship with the counterparty	Transaction		Differences in transaction terms compared to third party transactions				Notes/accounts receivable (payable)		Footnote
			Purchases (sales)	Amount	Percentage of total purchases		Unit price	Credit term	Balance	Percentage of total notes/accounts receivable (payable)	
					(sales)	Credit term					
Shunsin Technology (Zhong Shan) Limited	Shunsin Technology Holdings Limited	Subsidiary	Sales	\$ 720,741	35	Payment term 45 days	Note 1	Note 1	\$ 284,584	70	
Shunsin Technology (Zhong Shan) Limited	Triple Win Technology (Shenzhen) Co., Ltd.	Subsidiary	Sales	800,747	39	Payment term 45 days	Note 1	Note 1	2,033	1	
Shunsin Technology (Zhong Shan) Limited	Shunyun Technology (Zhongshan) Limited	Subsidiary	Sales	171,697	8	Payment term 60 days	Note 1	Note 1	62,765	15	
ShangHai Futaitong International Logistics Co., Ltd.	FuXiang Precision Industrial (KunShan) Co., Ltd.	Subsidiary	Sales	107,645	9	Payment term 30 days	Note 1	Note 1	38,955	15	
ShangHai Futaitong International Logistics Co., Ltd.	Jusda Supply Chain Management International Co., Ltd.	Subsidiary	Sales	130,002	10	Net 30 days	Note 1	Note 1	-	-	
ShangHai Futaitong International Logistics Co., Ltd.	Sharp Office Equipments (Changshu) Co., Ltd.	Affiliate	Sales	299,607	24	Payment term 30 days	Note 1	Note 1	48,257	19	
ShangHai Futaitong International Logistics Co., Ltd.	Wuxi Sharp Electronic Components Co., Ltd.	Affiliate	Sales	153,550	12	Payment term 30 days	Note 1	Note 1	32,040	13	
Ambit Microsystems (ShangHai) Co., Ltd.	Amworld Microsystems (Shanghai) Ltd.	Subsidiary	Sales	166,294	-	Payment term 30 days	Note 1	Note 1	43,602	1	
Ambit Microsystems (ShangHai) Co., Ltd.	Funing Precision Component Co., Ltd.	Subsidiary	Sales	385,799	2	Payment term 90 days	Note 1	Note 1	221	-	
Ambit Microsystems (ShangHai) Co., Ltd.	Cloud Network Technology Singapore Pte. Ltd.	Subsidiary	Sales	5,694,959	30	Net 60 days	Note 1	Note 1	704,642	15	
Ambit Microsystems (ShangHai) Co., Ltd.	Fuyu Precision Component Co., Ltd.	Subsidiary	Sales	232,032	1	Net 60 days	Note 1	Note 1	168,599	3	
Ingrasys Technology Co., Ltd.	Ingrasys Technology USA Inc.	Subsidiary	Sales	13,778,333	14	Payment term 90 days	Note 1	Note 1	2,274,685	8	
Ingrasys Technology Co., Ltd.	Hon-Ling Technology Co., Ltd.	Subsidiary	Sales	196,982	-	Payment term 60 days	Note 1	Note 1	74,017	-	
Ingrasys Technology Co., Ltd.	Foxconn European Manufacturing Services S.R.O.	Subsidiary	Sales	270,171	-	Payment term 60 days	Note 1	Note 1	33,647	-	
Ingrasys Technology Co., Ltd.	Hongfujin Precision Industry (Wuhan) Co., Ltd.	Subsidiary	Sales	711,145	1	Payment term 90 days	Note 1	Note 1	82,049	-	
Ingrasys Technology Co., Ltd.	Foxconn Technology (India) Private Limited	Subsidiary	Sales	2,672,616	3	Payment term 90 days	Note 1	Note 1	753,102	3	
Ingrasys Technology Co., Ltd.	Foxconn Technology CZ S.R.O.	Subsidiary	Sales	2,207,741	2	Payment term 90 days	Note 1	Note 1	193,385	1	
Ingrasys Technology Co., Ltd.	Hongfujin Precision Electronics (Tianjin) Co., Ltd.	Subsidiary	Sales	3,432,368	3	Payment term 90 days	Note 1	Note 1	921,489	3	
Ingrasys Technology Co., Ltd.	Nanning Fugui Precision Industrial Co., Ltd.	Subsidiary	Sales	855,057	1	Payment term 90 days	Note 1	Note 1	335,912	1	
Ingrasys Technology Co., Ltd.	Ingrasys (Singapore) Pte. Ltd.	Subsidiary	Sales	23,919,963	24	Payment term 90 days	Note 1	Note 1	15,207,622	57	
Ingrasys Technology Co., Ltd.	Ingrasys Technology Korea, Inc.	Subsidiary	Sales	893,631	1	Payment term 90 days	Note 1	Note 1	157,481	1	
Ingrasys Technology Co., Ltd.	Shenzhen Fulian Fugui Precision Industrial Co., Ltd.	Subsidiary	Sales	6,500,877	6	Payment term 90 days	Note 1	Note 1	687,992	3	
Ingrasys Technology Co., Ltd.	Cloud Network Technology Singapore Pte. Ltd.	Subsidiary	Sales	1,267,324	1	Payment term 30 days	Note 1	Note 1	500,505	2	

Purchaser/seller	Counterparty	Relationship with the counterparty	Transaction		Differences in transaction terms compared to third party transactions				Notes/accounts receivable (payable)		Footnote
			Purchases (sales)	Amount	Percentage of total purchases		Unit price	Credit term	Balance	Percentage of total notes/accounts receivable (payable)	
					(sales)	Credit term					
Ingrasys Technology Co., Ltd.	Yuzhang Precision Technology Japan Co., Ltd.	Subsidiary	Sales	\$ 2,727,255	3	Payment term 60 days	Note 1	Note 1	\$ 240,848	1	
Ingrasys Technology Co., Ltd.	Cloud Network Technology Kft.	Subsidiary	Sales	1,390,268	1	Payment term 60 days	Note 1	Note 1	128,537	-	
Ingrasys Technology Co., Ltd.	Cloud Network Technology USA Inc.	Subsidiary	Sales	2,038,141	2	Payment term 45 days	Note 1	Note 1	21,846	-	
Ingrasys Technology Co., Ltd.	Garuda International Limited	Affiliate	Purchases	236,764	-	Payment term 90 days	Note 1	Note 1	( 116,545)	-	
Ingrasys Technology Co., Ltd.	Boardtek Electronics Corporation	Affiliate	Purchases	123,446	-	Payment term 90 days	Note 1	Note 1	( 62,030)	-	
Ingrasys Technology USA Inc.	Ingrasys Technology Co., Ltd.	Subsidiary	Sales	125,313	-	Net 30 days	Note 1	Note 1	5,992	-	
Ingrasys Technology USA Inc.	eCMMS Precision Singapore Pte. Ltd.	Subsidiary	Sales	1,440,423	-	Payment term 45 days	Note 1	Note 1	108,472	1	
Ingrasys Technology USA Inc.	Ingrasys (Singapore) Pte. Ltd.	Subsidiary	Sales	4,774,476	-	Net 90 days	Note 1	Note 1	632,269	3	
Ingrasys Technology USA Inc.	FIH USA Inc.	Subsidiary	Sales	200,321	-	Net 90 days	Note 1	Note 1	154,292	1	
Dynamic Computing Technology Co., Ltd.	Ingrasys Technology Co., Ltd.	Subsidiary	Sales	107,563	55	Net 90 days	Note 1	Note 1	29,765	81	
Jusda International Logistics (Taiwan) Co., Ltd.	Jusda International Limited	Subsidiary	Sales	203,075	39	Net 30 days	Note 1	Note 1	20,091	12	
Socle Technology Corp.	Socle Technology Corporation (Shanghai)	Subsidiary	Sales	126,950	6	Payment term 90 days	Note 1	Note 1	1,435	1	
Socle Technology Corp.	Fitipower Integrated Technology Inc.	Affiliate	Sales	898,685	43	Payment term 30 days	Note 1	Note 1	-	-	
Socle Technology Corp.	Sharp Corporation	Affiliate	Purchases	1,533,690	81	Payment term 30 days	Note 1	Note 1	( 6,115)	( 5)	
Perobot Co., Ltd.	Cloud Network Technology Singapore Pte. Ltd.	Subsidiary	Sales	249,416	61	Net 30 days	Note 1	Note 1	108,693	61	
Hon-Ling Technology Co., Ltd.	Hongfujing Precision Electronics (Tianjin) Co., Ltd.	Subsidiary	Sales	2,765,363	50	Net 30 days	Note 1	Note 1	637,057	65	
Hon-Ling Technology Co., Ltd.	Mega Well Limited	Subsidiary	Sales	2,628,369	48	Net 30 days	Note 1	Note 1	312,206	32	
Foxconn Global Network Corporation	Asia Pacific Telecom Co., Ltd.	Subsidiary	Sales	461,411	43	90 days after validation	Note 1	Note 1	113,446	25	
Foxconn Global Network Corporation	Sharp Corporation	Affiliate	Sales	117,156	11	90 days after validation	Note 1	Note 1	15,435	3	
Shenzhen Fu Tai Hong Precision Industry Co., Ltd.	Chiun Mai Communication Systems, Inc.	Subsidiary	Sales	1,005,335	1	Payment term 90 days	Note 1	Note 1	286,659	1	
Shenzhen Fu Tai Hong Precision Industry Co., Ltd.	FIH (Hong Kong) Limited	Subsidiary	Sales	56,388,769	83	Net 120 days	Note 1	Note 1	20,531,679	92	
Shenzhen Fu Tai Hong Precision Industry Co., Ltd.	Hongfujin Precision Industry (Shenzhen) Co., Ltd.	Subsidiary	Sales	292,777	-	Payment term 45 days	Note 1	Note 1	301	-	
Shenzhen Fu Tai Hong Precision Industry Co., Ltd.	Shenzhenshi Yuzhan Precision Technology Co., Ltd.	Subsidiary	Sales	914,850	1	Payment term 60 days	Note 1	Note 1	264,836	1	

Purchaser/seller	Counterparty	Relationship with the counterparty	Purchases (sales)	Differences in transaction terms compared to third party							Notes/accounts receivable (payable)	Percentage of total notes/accounts receivable (payable)	Footnote
				Transaction		transactions							
				Amount	Percentage of total purchases (sales)	Credit term	Unit price	Credit term	Balance				
Shenzhen Fu Tai Hong Precision Industry Co., Ltd.	General Interface Solution Limited	Affiliate	Purchases	\$ 225,895	-	Payment term 60 days	Note 1	Note 1	(\$ 6,308)	-			
Shenzhen Fu Tai Hong Precision Industry Co., Ltd.	Garuda International Limited	Affiliate	Purchases	131,819	-	Payment term 90 days	Note 1	Note 1	( 23,583)	-			
FIH Precision Component (Beijing) Co., Ltd.	FIH (Hong Kong) Limited	Subsidiary	Sales	463,493	56	Payment term 30 days	Note 1	Note 1	120,132	35			
Futaijing Precision Electronics (Beijing) Co., Ltd.	FIH Precision Electronics (Lang Fang) Co., Ltd.	Subsidiary	Sales	260,224	42	Payment term 90 days	Note 1	Note 1	48,617	21			
Futaijing Precision Electronics (Beijing) Co., Ltd.	FIH (Hong Kong) Limited	Subsidiary	Sales	305,865	49	Payment term 60 days	Note 1	Note 1	113,687	48			
FIH Precision Electronics (Lang Fang) Co., Ltd.	Shenzhen Fu Tai Hong Precision Industry Co., Ltd.	Subsidiary	Sales	449,769	10	Payment term 30 days	Note 1	Note 1	50,819	1			
FIH Precision Electronics (Lang Fang) Co., Ltd.	Fuding Electronic Technology (Jiashan) Co., Ltd.	Subsidiary	Sales	102,307	2	Payment term 45 days	Note 1	Note 1	20,075	-			
FIH Precision Electronics (Lang Fang) Co., Ltd.	Shenzhen Shishi Yuzhan Precision Technology Co., Ltd.	Subsidiary	Sales	304,299	7	Payment term 60 days	Note 1	Note 1	203,738	4			
FIH Precision Electronics (Lang Fang) Co., Ltd.	Fuyu Precision Components (Kunshan) Co., Ltd.	Affiliate	Purchases	157,407	8	Payment term 90 days	Note 1	Note 1	( 22,494)	( 1)			
FIH (Hong Kong) Limited	Shenzhen Fu Tai Hong Precision Industry Co., Ltd.	Subsidiary	Sales	201,537	-	Payment term 60 days	Note 1	Note 1	5,305,942	14			
FIH (Hong Kong) Limited	Ensky Technology Pte. Ltd.	Subsidiary	Sales	43,679,774	32	Payment term 90 days	Note 1	Note 1	16,956,469	44			
FIH (Hong Kong) Limited	Ennoconn Corporation	Affiliate	Sales	105,770	-	Payment term 90 days	Note 1	Note 1	33,958	-			
FIH (Hong Kong) Limited	Pan-International Industrial Corp.	Affiliate	Purchases	698,625	1	Payment term 90 days	Note 1	Note 1	( 357,587)	( 1)			
FIH (Hong Kong) Limited	Garuda International Limited	Affiliate	Purchases	261,014	-	Payment term 90 days	Note 1	Note 1	( 104,587)	-			
FIH (Hong Kong) Limited	Sharp Corporation	Affiliate	Sales	6,318,626	5	Net 25 days	Note 1	Note 1	1,391,847	4			
FIH (Hong Kong) Limited	Sharp Corporation	Affiliate	Purchases	1,425,896	1	Net 30 days	Note 1	Note 1	( 3,877)	-			
FIH (Hong Kong) Limited	Yantai Xiaye Electrons Co., Ltd.	Affiliate	Sales	20,037,033	15	Payment term 60 days	Note 1	Note 1	2,669,698	7			
FIH (Hong Kong) Limited	Cheng Uei Precision Industry Co., Ltd.	Other related party	Purchases	196,126	-	Payment term 90 days	Note 1	Note 1	( 83,305)	-			
Nanning Futaihong Precision Industrial Co., Ltd.	Mega Well Limited	Subsidiary	Sales	1,216,418	38	Payment term 30 days	Note 1	Note 1	247,497	68			
Futaijing Precision Electronics (Yantai) Co., Ltd.	FIH (Hong Kong) Limited	Subsidiary	Sales	21,342,936	100	Payment term 30 days	Note 1	Note 1	2,653,373	100			
Futaijing Precision Electronics (Yantai) Co., Ltd.	Yihong Technology (Chengdu) Co., Ltd.	Affiliate	Purchases	991,103	5	Net 60 days	Note 1	Note 1	-	-			
Futaijing Precision Electronics (Yantai) Co., Ltd.	Sharp Corporation	Affiliate	Purchases	1,891,804	9	Payment term 60 days	Note 1	Note 1	( 255,698)	( 6)			
Futaijing Precision Electronics (Yantai) Co., Ltd.	Sharp Hong Kong Limited	Affiliate	Purchases	3,801,812	19	Net 60 days	Note 1	Note 1	( 878,613)	( 21)			

Purchaser/seller	Counterparty	Relationship with the counterparty	Purchases (sales)	Differences in transaction terms compared to third party							Notes/accounts receivable (payable)	Percentage of total notes/accounts receivable (payable)	Footnote
				Transaction		transactions			Balance				
				Amount	Percentage of total purchases (sales)	Credit term	Unit price	Credit term					
Futaijing Precision Electronics (Yantai) Co., Ltd.	Sharp (Taiwan) Electronics Corporation	Affiliate	Purchases	\$ 2,527,124	12	Payment term 75 days	Note 1	Note 1	(\$ 553,248)	( 13)			
Futaijing Precision Electronics (Yantai) Co., Ltd.	Yantai Xiaye Electronics Co., Ltd.	Affiliate	Purchases	3,955,316	19	Net 60 days	Note 1	Note 1	( 879,214)	( 21)			
Hengyang Futaihong Precision Industry Co., Ltd.	FIH (Hong Kong) Limited	Subsidiary	Sales	32,190,157	100	Payment term 120 days	Note 1	Note 1	8,960,710	99			
Focus PC Enterprises Limited	Mega Well Limited	Subsidiary	Sales	179,562	1	Payment term 45 days	Note 1	Note 1	64,838	100			
Precision Technology Investment Pte. Ltd.	Simply Smart Limited	Subsidiary	Sales	279,357	81	Payment term 90 days	Note 1	Note 1	164,254	91			
Hongfujin Precision Industry (Shenzhen) Co., Ltd.	Fu Ding Precision Components (Shenzhen) Co., Ltd.	Subsidiary	Sales	348,418	2	Net 90 days	Note 1	Note 1	100,073	2			
Hongfujin Precision Industry (Shenzhen) Co., Ltd.	Hongfujin Precision Industry (Wuhan) Co., Ltd.	Subsidiary	Sales	335,444	2	Net 90 days	Note 1	Note 1	128,926	2			
Hongfujin Precision Industry (Shenzhen) Co., Ltd.	Hongfujin Precision Electronics (Yantai) Co., Ltd.	Subsidiary	Sales	145,526	1	Net 90 days	Note 1	Note 1	86,593	1			
Hongfujin Precision Industry (Shenzhen) Co., Ltd.	Foxconn Image & Printing Product Pte. Ltd.	Subsidiary	Sales	6,341,565	40	Net 30 days	Note 1	Note 1	2,880,537	46			
Hongfujin Precision Industry (Shenzhen) Co., Ltd.	Futaihua Industrial (Shenzhen) Co., Ltd.	Subsidiary	Sales	316,701	2	Net 90 days	Note 1	Note 1	262,252	4			
Hongfujin Precision Industry (Shenzhen) Co., Ltd.	Falcon Precision Trading Pte. Ltd.	Subsidiary	Sales	3,307,525	21	Net 60 days	Note 1	Note 1	776,674	12			
Hongfujin Precision Industry (Shenzhen) Co., Ltd.	Ur Materials Industry (Shenzhen) Co., Ltd.	Subsidiary	Sales	142,657	1	Net 90 days	Note 1	Note 1	97,300	2			
Hongfujin Precision Industry (Shenzhen) Co., Ltd.	Shenzhen Shiyuzhan Precision Technology Co., Ltd.	Subsidiary	Sales	339,705	2	Net 60 days	Note 1	Note 1	424,174	7			
Hongfujin Precision Industry (Shenzhen) Co., Ltd.	Shenzhen FuLian Fugui Precision Industry Co., Ltd.	Subsidiary	Sales	470,182	3	Net 90 days	Note 1	Note 1	247,241	4			
Hongfujin Precision Industry (Shenzhen) Co., Ltd.	HCC Teleton (HK) Technology Co., Ltd.	Subsidiary	Sales	134,162	1	Net 30 days	Note 1	Note 1	-	-			
Hongfujin Precision Industry (Shenzhen) Co., Ltd.	Interface Optoelectronics (SZ) Co., Ltd.	Affiliate	Sales	268,658	2	Net 30 days	Note 1	Note 1	34,853	1			
Hongfujin Precision Industry (Shenzhen) Co., Ltd.	Keenest Electronic Corp.	Affiliate	Sales	207,558	1	Net 90 days	Note 1	Note 1	47,193	1			
Hongfujin Precision Industry (Shenzhen) Co., Ltd.	Pan-International Industrial Corp.	Affiliate	Purchases	190,057	1	90 days after validation	Note 1	Note 1	( 37,682)	( 1)			
ShunSin Technology Holdings Limited	Foxconn Interconnect Technology Limited	Subsidiary	Sales	384,625	21	Payment term 90 days	Note 1	Note 1	90,393	20			
ShunSin Technology Holdings Limited	Shunyun Technology Holdings Limited	Subsidiary	Sales	333,564	18	Payment term 60 days	Note 1	Note 1	186,895	42			
FuDing Precision Components (ShenZhen) Co., Ltd.	New Beyond Maximum Industrial Limited	Subsidiary	Sales	13,537,614	82	Payment term 90 days	Note 1	Note 1	6,041,509	82			
FuDing Electronic Technology (JiaShan) Co., Ltd.	FuXiang Precision Industrial (KunShan) Co., Ltd.	Subsidiary	Sales	104,415	-	Payment term 90 days	Note 1	Note 1	32,735	-			
FuDing Electronic Technology (JiaShan) Co., Ltd.	Hongzhun Precision Tooling (Kunshan) Co., Ltd.	Subsidiary	Sales	108,354	-	Payment term 30 days	Note 1	Note 1	79,087	1			

Purchaser/seller	Counterparty	Relationship with the counterparty	Purchases (sales)	Differences in transaction terms compared to third party							Notes/accounts receivable (payable)	Percentage of total notes/accounts receivable (payable)	Footnote
				Transaction		transactions		Notes/accounts receivable (payable)					
				Amount	Percentage of total purchases (sales)	Credit term	Unit price	Credit term	Balance				
FuDing Electronic Technology (JiaShan) Co., Ltd.	Hongfujin Precision Electronics (Chengdu) Co., Ltd.	Subsidiary	Sales	\$ 1,892,943	6	Payment term 15 days	Note 1	Note 1	\$ 60,295		-		
FuDing Electronic Technology (JiaShan) Co., Ltd.	Fuzhun Precision Tooling (Jiashan) Co., Ltd.	Subsidiary	Sales	398,763	1	Payment term 90 days	Note 1	Note 1	131,086		1		
Triple Win Technology (ShenZhen) Co., Ltd.	Best Ever Industries Ltd.	Subsidiary	Sales	72,380,560	92	Payment term 90 days	Note 1	Note 1	19,103,246		93		
Triple Win Technology (ShenZhen) Co., Ltd.	General Interface Solution Limited	Affiliate	Purchases	3,982,586	6	Payment term 90 days	Note 1	Note 1	( 211,871)	(	2)		
Triple Win Technology (ShenZhen) Co., Ltd.	Garuda International Limited	Affiliate	Purchases	627,178	1	Payment term 90 days	Note 1	Note 1	( 43,329)		-		
KangZhu Electronic Technology (KunShan) Co., Ltd.	Ennoco (Suzhou) Technology Co., Ltd.	Affiliate	Sales	196,714	32	Payment term 90 days	Note 1	Note 1	25,445		35		
FuXiang Precision Industrial (KunShan) Co., Ltd.	Fuding Electronic Technology (Jiashan) Co., Ltd.	Subsidiary	Sales	1,201,360	5	Payment term 90 days	Note 1	Note 1	584,968		6		
FuXiang Precision Industrial (KunShan) Co., Ltd.	Hongzhun Precision Tooling (Kunshan) Co., Ltd.	Subsidiary	Sales	242,885	1	Net 30 days	Note 1	Note 1	56,174		1		
FuXiang Precision Industrial (KunShan) Co., Ltd.	Fusing International Inc. Pte. Ltd.	Subsidiary	Sales	223,017	1	Payment term 90 days	Note 1	Note 1	-		-		
FuXiang Precision Industrial (KunShan) Co., Ltd.	Hongfujin Precision Electronics (Chengdu) Co., Ltd.	Subsidiary	Sales	1,751,429	7	Payment term 90 days	Note 1	Note 1	55,991		1		
FuXiang Precision Industrial (KunShan) Co., Ltd.	Cloud Network Technology Singapore Pte. Ltd.	Subsidiary	Sales	135,001	1	Net 90 days	Note 1	Note 1	38,285		-		
Foxconn (KunShan) Computer Connector Co., Ltd.	Hongzhaoda Integrated Innovative Service (Kunshan) Co., Ltd.	Subsidiary	Sales	464,218	1	Payment term 90 days	Note 1	Note 1	85,608		3		
Foxconn (KunShan) Computer Connector Co., Ltd.	New Beyond Maximum Industrial Limited	Subsidiary	Sales	31,091,146	94	Payment term 90 days	Note 1	Note 1	3,084,384		92		
Foxconn (KunShan) Computer Connector Co., Ltd.	Fuyu Precision Components (Kunshan) Co., Ltd.	Affiliate	Purchases	125,836	-	Payment term 90 days	Note 1	Note 1	( 43,101)		-		
Foxconn (KunShan) Computer Connector Co., Ltd.	Foxconn Technology Pte. Ltd.	Affiliate	Purchases	257,136	1	Payment term 90 days	Note 1	Note 1	( 76,566)		-		
Foxconn (KunShan) Computer Connector Co., Ltd.	Garuda International Limited	Affiliate	Purchases	530,961	2	Payment term 90 days	Note 1	Note 1	( 140,488)		-		
Foxconn Electronic Industrial Development (KunShan) Co., Ltd.	Foxconn (Kunshan) Computer Connector Co., Ltd.	Subsidiary	Sales	6,013,360	100	Payment term 60 days	Note 1	Note 1	2,472,698		100		
Hightech Electronics Components Inc.	Fusing International Inc.	Subsidiary	Sales	423,027	20	Payment term 60 days	Note 1	Note 1	-		-		
Hightech Electronics Components Inc.	Competition Team Ireland Limited	Subsidiary	Sales	1,580,405	73	Payment term 60 days	Note 1	Note 1	363,992		100		
Hightech Electronics Components Inc.	Hong Kong Ennopro Information Technology Co., Ltd.	Subsidiary	Sales	122,175	6	Payment term 60 days	Note 1	Note 1	-		-		
Best Ever Industries Limited	Nanning Fugui Precision Industrial Co., Ltd.	Subsidiary	Sales	200,219	-	Payment term 90 days	Note 1	Note 1	11,498		-		
Best Ever Industries Limited	Foxconn Precision Electronics (Taiyuan) Co., Ltd.	Subsidiary	Sales	223,835	-	Payment term 90 days	Note 1	Note 1	44,055		-		
YanTai FuLiTong International Trading Co., Ltd.	Yantai Fuhuada Precision Electronics Co., Ltd.	Subsidiary	Sales	128,813	40	Payment term 90 days	Note 1	Note 1	955		4		

Purchaser/seller	Counterparty	Relationship with the counterparty	Transaction		Differences in transaction terms compared to third party transactions				Notes/accounts receivable (payable)		Footnote
			Purchases (sales)	Amount	Percentage of total purchases		Unit price	Credit term	Balance	Percentage of total notes/accounts receivable (payable)	
					(sales)	Credit term					
HongFuTai Precision Electronics (YanTai) Co., Ltd.	Futaijing Precision Electronics (Yantai) Co., Ltd.	Subsidiary	Sales	\$ 148,199	-	Net 90 days	Note 1	Note 1	\$ 54,705	1	
HongFuTai Precision Electronics (YanTai) Co., Ltd.	Hongfujin Precision Industry (Yantai) Co., Ltd.	Subsidiary	Sales	32,710,462	63	Net 90 days	Note 1	Note 1	5,948,905	69	
HongFuTai Precision Electronics (YanTai) Co., Ltd.	Falcon Precision Trading Pte. Ltd.	Subsidiary	Sales	396,568	1	Net 60 days	Note 1	Note 1	93,145	1	
HongFuTai Precision Electronics (YanTai) Co., Ltd.	YanTai Fuzhun Precision Electronics Co., Ltd.	Affiliate	Purchases	168,464	-	Net 90 days	Note 1	Note 1	( 163,457) (	2)	
HongFuTai Precision Electronics (YanTai) Co., Ltd.	Champ Tech Optical (Foshan) Corporation	Affiliate	Purchases	557,259	1	Payment term 30 days	Note 1	Note 1	( 280,316) (	4)	
HongFuTai Precision Electronics (YanTai) Co., Ltd.	Pan-International Industrial Corp.	Affiliate	Purchases	1,649,764	3	Net 90 days	Note 1	Note 1	( 288,207) (	4)	
HongFuTai Precision Electronics (YanTai) Co., Ltd.	Fitpower Integrated Technology Inc.	Affiliate	Purchases	128,969	-	Net 1 day	Note 1	Note 1	( 29,610)	-	
HongFuTai Precision Electronics (YanTai) Co., Ltd.	Sharp Corporation	Affiliate	Purchases	1,141,685	2	90 days after validation	Note 1	Note 1	( 101,785) (	2)	
HongFuTai Precision Electronics (YanTai) Co., Ltd.	Nanjing Sharp Electronics Co., Ltd.	Affiliate	Sales	107,540	-	Payment term 90 days	Note 1	Note 1	4,283	-	
HongFuTai Precision Electronics (YanTai) Co., Ltd.	Wuxi Sharp Electronic Components Co., Ltd.	Affiliate	Purchases	121,455	-	Net 30 days	Note 1	Note 1	( 29,610)	-	
HongFuTai Precision Electronics (YanTai) Co., Ltd.	Yantai Xiaye Electrons Co., Ltd.	Affiliate	Sales	2,351,655	5	Net 60 days	Note 1	Note 1	318,233	4	
HongFuTai Precision Electronics (YanTai) Co., Ltd.	Yantai Xiaye Electrons Co., Ltd.	Affiliate	Purchases	236,227	-	Net 60 days	Note 1	Note 1	( 2,077)	-	
eCMMS S.A. De C.V.	Cloud Network Technology Singapore Pte. Ltd.	Subsidiary	Sales	2,325,082	100	Payment term 60 days	Note 1	Note 1	321,600	100	
FuTaiJie Science & Technology Development (ShenZhen) Co., Ltd.	Shenzhen Fu Tai Hong Precision Industry Co., Ltd.	Subsidiary	Sales	156,731	5	Net 90 days	Note 1	Note 1	5,936	1	
FuTaiJie Science & Technology Development (ShenZhen) Co., Ltd.	Hongfujin Precision Industry (Shenzhen) Co., Ltd.	Subsidiary	Sales	142,913	4	Net 90 days	Note 1	Note 1	42,222	7	
FuTaiJie Science & Technology Development (ShenZhen) Co., Ltd.	Futaihua Industrial (Shenzhen) Co., Ltd.	Subsidiary	Sales	247,804	8	Net 90 days	Note 1	Note 1	93,848	16	
FuTaiJie Science & Technology Development (ShenZhen) Co., Ltd.	Fulian Technology (Jiyuan) Co., Ltd.	Subsidiary	Sales	106,953	3	Net 90 days	Note 1	Note 1	20,582	4	
FuTaiJie Science & Technology Development (ShenZhen) Co., Ltd.	Avary Holding (Shenzhen) Co., Ltd.	Affiliate	Sales	170,541	5	Net 90 days	Note 1	Note 1	27,239	5	
Foxconn CZ S.R.O.	Foxconn European Manufacturing Services S.R.O.	Subsidiary	Sales	107,946	3	Payment term 45 days	Note 1	Note 1	13,029	-	
Foxconn CZ S.R.O.	Foxconn Technology CZ S.R.O.	Subsidiary	Sales	465,849	14	Payment term 45 days	Note 1	Note 1	125,875	1	
Foxconn CZ S.R.O.	Cloud Network Technology Singapore Pte. Ltd.	Subsidiary	Sales	2,255,518	70	Payment term 45 days	Note 1	Note 1	448,892	2	
Foxconn CZ S.R.O.	Cloud Network Technology USA Inc.	Subsidiary	Sales	292,105	9	Payment term 45 days	Note 1	Note 1	17,858	-	
FuJin Precision Industrial (JinCheng) Co., Ltd.	Fast Victor Limited	Subsidiary	Sales	1,575,548	59	Payment term 90 days	Note 1	Note 1	146,345	52	

Purchaser/seller	Counterparty	Relationship with the counterparty	Transaction		Differences in transaction terms compared to third party				Notes/accounts receivable (payable)		Footnote
			Purchases (sales)	Amount	Percentage of total purchases		transactions		Balance	Percentage of total notes/accounts receivable (payable)	
					(sales)	Credit term	Unit price	Credit term			
FuJin Precision Industrial (JinCheng) Co., Ltd.	Jincheng Futaihua Precision Electronic Co., Ltd.	Subsidiary	Sales	\$ 119,182	4	Payment term 90 days	Note 1	Note 1	\$ 11,491	4	
FuJin Precision Industrial (JinCheng) Co., Ltd.	Shenzhenshi Yuzhan Precision Technology Co., Ltd	Subsidiary	Sales	149,578	6	Payment term 90 days	Note 1	Note 1	56	-	
HongZhun Precision Tooling (KunShan) Co., Ltd.	Fuding Electronic Technology (Jiashan) Co., Ltd.	Subsidiary	Sales	4,062,617	64	Payment term 30 days	Note 1	Note 1	2,332,950	73	
HongZhun Precision Tooling (KunShan) Co., Ltd.	Fuxiang Precision Industrial (Kunshan) Co., Ltd.	Subsidiary	Sales	1,487,215	23	Net 90 days	Note 1	Note 1	580,376	18	
HongZhun Precision Tooling (KunShan) Co., Ltd.	Foxconn (Kunshan) Computer Connector Co., Ltd.	Subsidiary	Sales	145,639	2	Net 90 days	Note 1	Note 1	57,803	2	
HongZhun Precision Tooling (KunShan) Co., Ltd.	Fuyu Precision Components (Kunshan) Co., Ltd.	Affiliate	Sales	148,229	2	Net 90 days	Note 1	Note 1	23,355	1	
Foxconn eMS, Inc.	Profit New Limited	Subsidiary	Sales	153,143	58	Payment term 30 days	Note 1	Note 1	53,132	65	
NWE Technology Inc.-USA/CA	IPL International Limited	Subsidiary	Sales	222,696	1	Payment term 90 days	Note 1	Note 1	118,109	87	
PCE Technology Inc.	Simply Smart Limited	Subsidiary	Sales	354,638	55	Payment term 30 days	Note 1	Note 1	79,566	63	
PCE Technology Inc.	Cloud Network Technology Singapore Pte. Ltd.	Subsidiary	Sales	160,417	25	Payment term 30 days	Note 1	Note 1	19,848	16	
NWEA LLC	Cloud Network Technology USA Inc.	Subsidiary	Sales	169,501	1	Payment term 90 days	Note 1	Note 1	54,583	100	
Foxconn Assembly LLC	Cloud Network Technology USA Inc.	Subsidiary	Sales	1,846,141	10	Net 30 days	Note 1	Note 1	737,700	98	
ShenZhen FuHongJie Technology Service Co., Ltd.	FIH (Hong Kong) Limited	Subsidiary	Sales	388,127	52	Net 30 days	Note 1	Note 1	119,310	64	
Jizhun Precision Industry (Huizhou) Co., Ltd.	Jinchen Hongren Technology Co., Ltd.	Subsidiary	Sales	102,766	1	Payment term 90 days	Note 1	Note 1	15,547	22	
PCE Paragon Solutions (Mexico) S.A. De C.V.	Ingrasys (Singapore) Pte. Ltd.	Subsidiary	Sales	1,466,253	65	Payment term 30 days	Note 1	Note 1	-	-	
PCE Paragon Solutions (Mexico) S.A. De C.V.	Cloud Network Technology Singapore Pte. Ltd.	Subsidiary	Sales	800,396	35	Payment term 30 days	Note 1	Note 1	127,285	100	
ShenZhen FerTile Plan International Logistics Co., Ltd.	Shenzhen Fu Tai Hong Precision Industry Co., Ltd.	Subsidiary	Sales	143,788	2	Net 90 days	Note 1	Note 1	82,596	3	
ShenZhen FerTile Plan International Logistics Co., Ltd.	Hengyang Futaihong Precision Industry Co., Ltd.	Subsidiary	Sales	138,595	2	Net 120 days	Note 1	Note 1	55,574	2	
ShenZhen FerTile Plan International Logistics Co., Ltd.	Hongfujin Precision Industry (Wuhan) Co., Ltd.	Subsidiary	Sales	278,393	3	Net 90 days	Note 1	Note 1	65,025	2	
ShenZhen FerTile Plan International Logistics Co., Ltd.	Futaihua Industrial (Shenzhen) Co., Ltd.	Subsidiary	Sales	181,106	2	Net 90 days	Note 1	Note 1	108,519	4	
ShenZhen FerTile Plan International Logistics Co., Ltd.	Honfujin Precision Electronics (Chongqing) Co., Ltd.	Subsidiary	Sales	357,563	4	Net 90 days	Note 1	Note 1	114,697	4	
ShenZhen FerTile Plan International Logistics Co., Ltd.	Hongfujing Precision Electronics (Tianjin) Co., Ltd.	Subsidiary	Sales	561,491	7	Net 60 days	Note 1	Note 1	138,993	5	
ShenZhen FerTile Plan International Logistics Co., Ltd.	Hongfujin Precision Electronics (Chengdu) Co., Ltd.	Subsidiary	Sales	132,039	2	Payment term 90 days	Note 1	Note 1	71,243	3	

Purchaser/seller	Counterparty	Relationship with the counterparty	Transaction		Differences in transaction terms compared to third party transactions				Notes/accounts receivable (payable)		Footnote
			Purchases (sales)	Amount	Percentage of total purchases		Unit price	Credit term	Balance	Percentage of total notes/accounts receivable (payable)	
					(sales)	Credit term					
ShenZhen FerTile Plan International Logistics Co., Ltd.	Nanning Fugui Precision Industrial Co., Ltd.	Subsidiary	Sales	\$ 426,505	5	Net 90 days	Note 1	Note 1	\$ 119,724	4	
ShenZhen FerTile Plan International Logistics Co., Ltd.	Foxconn Precision Electronics (Taiyuan) Co., Ltd.	Subsidiary	Sales	282,682	3	Net 90 days	Note 1	Note 1	76,077	3	
ShenZhen FerTile Plan International Logistics Co., Ltd.	Jusda International Limited	Subsidiary	Sales	1,006,848	12	Net 90 days	Note 1	Note 1	72,904	3	
ShenZhen FerTile Plan International Logistics Co., Ltd.	HeNan YuZhan Technology Limited	Subsidiary	Sales	103,502	1	Payment term 90 days	Note 1	Note 1	42,540	1	
ShenZhen FerTile Plan International Logistics Co., Ltd.	Shenzhenshi Yuzhan Precision Technology Co., Ltd.	Subsidiary	Sales	202,593	2	Net 60 days	Note 1	Note 1	76,731	3	
ShenZhen FerTile Plan International Logistics Co., Ltd.	Shenzhen FuLian Fugui Precision Industry Co., Ltd.	Subsidiary	Sales	239,451	3	Net 90 days	Note 1	Note 1	108,092	4	
ShenZhen FerTile Plan International Logistics Co., Ltd.	Shanghai Joyspeed Global Cargo Co., Ltd.	Subsidiary	Sales	214,702	3	Net 180 days	Note 1	Note 1	333,125	12	
ShenZhen FerTile Plan International Logistics Co., Ltd.	Sharp Universal Technology (SZ) Co., Ltd.	Affiliate	Sales	130,271	2	Net 90 days	Note 1	Note 1	57,000	2	
Fuzhun Precision Tooling (Huaian) Co., Ltd.	Foxconn (Kunshan) Computer Connector Co., Ltd.	Subsidiary	Sales	167,831	24	Payment term 30 days	Note 1	Note 1	39,655	28	
Fuzhun Precision Tooling (Huaian) Co., Ltd.	Fuyu Electrical Technology (Huaian) Co., Ltd.	Subsidiary	Sales	333,032	49	Payment term 30 days	Note 1	Note 1	57,155	41	
Fuzhun Precision Tooling (Huaian) Co., Ltd.	Kunshan Tengyang Intelligent Technology Co., Ltd.	Subsidiary	Sales	125,067	18	Payment term 30 days	Note 1	Note 1	32,569	23	
FuYu Electronic Technology (HuaiAn) Co., Ltd.	New Beyond Maximum Industrial Limited	Subsidiary	Sales	14,641,459	86	Payment term 30 days	Note 1	Note 1	5,485,368	100	
PCE Paragon Solutions (USA) Inc.	Profit New Limited	Subsidiary	Sales	713,678	84	Payment term 30 days	Note 1	Note 1	152,947	86	
Funing Precision Component Co., Ltd.	FIH (Hong Kong) Limited	Subsidiary	Sales	212,252	-	Net 60 days	Note 1	Note 1	50,172	-	
Funing Precision Component Co., Ltd.	Cloud Network Technology Singapore Pte. Ltd.	Subsidiary	Sales	49,504,683	98	Payment term 45 days	Note 1	Note 1	13,608,683	99	
Foxconn Baja California S.A. De C.V.	eCMMS Precision Singapore Pte. Ltd.	Subsidiary	Sales	3,483,537	100	Payment term 60 days	Note 1	Note 1	562,019	100	
Hongfujin Precision Industry (Wuhan) Co., Ltd.	Top Step Enterprises Limited	Subsidiary	Sales	1,660,868	2	Payment term 90 days	Note 1	Note 1	461,570	2	
Hongfujin Precision Industry (Wuhan) Co., Ltd.	Fulian Technology (Wuhan) Co., Ltd.	Subsidiary	Sales	466,719	-	Payment term 90 days	Note 1	Note 1	229,830	1	
Hongfujin Precision Industry (Wuhan) Co., Ltd.	Foxconn Technology Co., Ltd.	Affiliate	Purchases	1,005,441	1	Payment term 90 days	Note 1	Note 1	( 356,849) (	2)	
Hongfujin Precision Industry (Wuhan) Co., Ltd.	Pan-International Industrial Corp.	Affiliate	Purchases	621,270	1	90 days after validation	Note 1	Note 1	( 216,700) (	1)	
Hongfujin Precision Industry (Wuhan) Co., Ltd.	Garuda International Limited	Affiliate	Purchases	167,743	-	90 days after validation	Note 1	Note 1	( 48,277)	-	
HongFuJin Precision Electronics (YanTai) Co., Ltd.	Futaijing Precision Electrons (Yantai) Co., Ltd.	Subsidiary	Sales	110,102	-	Payment term 90 days	Note 1	Note 1	6,835	-	
HongFuJin Precision Electronics (YanTai) Co., Ltd.	Hongfutai Precision Electronics (Yantai) Co., Ltd.	Subsidiary	Sales	343,590	-	Net 90 days	Note 1	Note 1	173,470	1	



Purchaser/seller	Counterparty	Relationship with the counterparty	Transaction		Differences in transaction terms compared to third party transactions				Notes/accounts receivable (payable)		Footnote
			Purchases (sales)	Amount	Percentage of total purchases (sales)	Credit term	Unit price	Credit term	Balance	Percentage of total notes/accounts receivable (payable)	
HongFuJin Precision Electronics (YanTai) Co., Ltd.	Fuguikang Precision Electrons (Guizhou) Co., Ltd.	Subsidiary	Sales	\$ 147,781	-	Payment term 90 days	Note 1	Note 1	\$ 46,905	-	
HongFuJin Precision Electronics (YanTai) Co., Ltd.	General Interface Solution Limited	Affiliate	Purchases	1,169,418	1	Net 60 days	Note 1	Note 1	( 81,105)	( 1)	
HongFuJin Precision Electronics (YanTai) Co., Ltd.	Innolux Corporation	Other related party	Purchases	2,352,355	1	Net 90 days	Note 1	Note 1	( 1,413)	-	
HongFuJin Precision Electronics (YanTai) Co., Ltd.	YanTai Eson Precision Electronics Co., Ltd.	Affiliate	Purchases	110,359	-	Payment term 90 days	Note 1	Note 1	( 41,639)	-	
HongFuJin Precision Electronics (YanTai) Co., Ltd.	Foxconn Technology Co., Ltd.	Affiliate	Sales	65,838,827	33	Payment term 30 days	Note 1	Note 1	15,034,809	68	
HongFuJin Precision Electronics (YanTai) Co., Ltd.	Foxconn Technology Co., Ltd.	Affiliate	Purchases	1,193,721	1	Payment term 30 days	Note 1	Note 1	( 111,987)	( 1)	
HongFuJin Precision Electronics (YanTai) Co., Ltd.	Pan-International Industrial Corp.	Affiliate	Purchases	637,132	-	90 days after validation	Note 1	Note 1	( 216,426)	( 1)	
HongFuJin Precision Electronics (YanTai) Co., Ltd.	Garuda International Limited	Affiliate	Purchases	672,896	-	90 days after validation	Note 1	Note 1	( 201,727)	( 1)	
HongFuJin Precision Electronics (YanTai) Co., Ltd.	Sharp Corporation	Affiliate	Sales	1,524,143	1	Payment term 60 days	Note 1	Note 1	238,279	1	
HongFuJin Precision Electronics (YanTai) Co., Ltd.	Sharp Manufacturing Corporation (Malaysia) Sdn. Bhd.	Affiliate	Sales	189,406	-	Payment term 60 days	Note 1	Note 1	25,845	-	
Top Step Enterprises Limited	Hongfujin Precision Industry (Wuhan) Co., Ltd.	Subsidiary	Sales	520,443	28	Net 45 days	Note 1	Note 1	198,471	29	
Foxconn Technology (India) Private Limited	Competition Team Technology (India) Private Limited	Subsidiary	Purchases	101,919	6	Payment term 45 days	Note 1	Note 1	-	-	
Foxconn Technology CZ S.R.O.	Ingrasys Technology Co., Ltd.	Subsidiary	Sales	1,153,398	29	Payment term 60 days	Note 1	Note 1	41,133	1	
Foxconn Technology CZ S.R.O.	Foxconn CZ S.R.O.	Subsidiary	Sales	1,392,739	35	Payment term 45 days	Note 1	Note 1	296,068	11	
Foxconn Technology CZ S.R.O.	Ingrasys (Singapore) Pte. Ltd.	Subsidiary	Sales	1,263,797	32	Payment term 45 days	Note 1	Note 1	55,964	2	
Global Services Solutions S.R.O.	Foxconn European Manufacturing Services S.R.O.	Subsidiary	Sales	873,710	88	Payment term 45 days	Note 1	Note 1	92,287	69	
FuGion Material Technology (ShenZhen) Limited	Fu Ding Precision Components (Shenzhen) Co., Ltd.	Subsidiary	Sales	1,186,259	4	Net 90 days	Note 1	Note 1	-	-	
FuGion Material Technology (ShenZhen) Limited	Fuyu Electrical Technology (Huaian) Co., Ltd.	Subsidiary	Sales	664,718	2	Net 90 days	Note 1	Note 1	-	-	
FuGion Material Technology (ShenZhen) Limited	Fuding (Zhengzhou) Precision Industry Co., Ltd.	Subsidiary	Sales	644,362	2	Net 90 days	Note 1	Note 1	-	-	
FuGion Material Technology (ShenZhen) Limited	Avary Holding (Shenzhen) Co., Ltd.	Affiliate	Sales	528,056	2	Net 90 days	Note 1	Note 1	20,136	28	
FuGion Material Technology (ShenZhen) Limited	Fu Gang Electronics (Dong Guan) Co., Ltd.	Other related party	Sales	252,464	1	Net 14 days	Note 1	Note 1	-	-	
HuaiAn FuLiTong Trading Co., Ltd.	Tekon Huizhou Electronics Co., Ltd.	Affiliate	Sales	173,630	7	Payment term 90 days	Note 1	Note 1	100,751	14	
Foxconn Image & Printing Product Pte. Ltd.	Sharp Manufacturing (Thailand) Co., Ltd.	Affiliate	Sales	127,566	-	Net 60 days	Note 1	Note 1	41,567	-	

Purchaser/seller	Counterparty	Relationship with the counterparty	Transaction		Differences in transaction terms compared to third party transactions				Notes/accounts receivable (payable)		Footnote
			Purchases (sales)	Amount	Percentage of total purchases		Unit price	Credit term	Balance	Percentage of total notes/accounts receivable (payable)	
					(sales)	Credit term					
Foxconn Image & Printing Product Pte. Ltd.	Sharp Manufacturing France S.A.	Affiliate	Sales	\$ 119,843	-	Net 60 days	Note 1	Note 1	\$ 10,470	-	
Foxconn Image & Printing Product Pte. Ltd.	Sharp Electronics Corporation	Affiliate	Sales	223,468	-	Net 60 days	Note 1	Note 1	19,880	-	
PCE Technology De Juarez S.A. De C.V.	eCMMS Precision Singapore Pte. Ltd.	Subsidiary	Sales	1,729,314	43	Payment term 60 days	Note 1	Note 1	406,443	40	
PCE Technology De Juarez S.A. De C.V.	Cloud Network Technology Singapore Pte. Ltd.	Subsidiary	Sales	2,318,226	57	Payment term 60 days	Note 1	Note 1	609,281	60	
Futaihua Industrial (Shenzhen) Co., Ltd.	Shenzhen Fu Tai Hong Precision Industry Co., Ltd.	Subsidiary	Sales	290,523	-	Net 90 days	Note 1	Note 1	131,508	-	
Futaihua Industrial (Shenzhen) Co., Ltd.	Hengyang Futaihong Precision Industry Co., Ltd.	Subsidiary	Sales	176,821	-	Net 120 days	Note 1	Note 1	125,911	-	
Futaihua Industrial (Shenzhen) Co., Ltd.	Hongfujin Precision Industry (Shenzhen) Co., Ltd.	Subsidiary	Sales	406,493	-	Net 90 days	Note 1	Note 1	189,676	-	
Futaihua Industrial (Shenzhen) Co., Ltd.	Fu Ding Precision Components (Shenzhen) Co., Ltd.	Subsidiary	Sales	487,369	-	Net 90 days	Note 1	Note 1	132,311	-	
Futaihua Industrial (Shenzhen) Co., Ltd.	Foxconn (Kunshan) Computer Connector Co., Ltd.	Subsidiary	Sales	140,560	-	Net 90 days	Note 1	Note 1	17,417	-	
Futaihua Industrial (Shenzhen) Co., Ltd.	Hongzhun Precision Tooling (Kunshan) Co., Ltd.	Subsidiary	Sales	218,909	-	Net 90 days	Note 1	Note 1	38,489	-	
Futaihua Industrial (Shenzhen) Co., Ltd.	Hongfujin Precision Industry (Wuhan) Co., Ltd.	Subsidiary	Sales	120,168	-	Net 90 days	Note 1	Note 1	3,021	-	
Futaihua Industrial (Shenzhen) Co., Ltd.	Foxconn Image & Printing Product Pte. Ltd.	Subsidiary	Sales	479,649,230	90	Net 30 days	Note 1	Note 1	166,858,777	81	
Futaihua Industrial (Shenzhen) Co., Ltd.	Hongfujing Precision Electronics (Tianjin) Co., Ltd.	Subsidiary	Sales	105,795	-	Net 60 days	Note 1	Note 1	13,772	-	
Futaihua Industrial (Shenzhen) Co., Ltd.	Hongfujin Precision Electronics (Chengdu) Co., Ltd.	Subsidiary	Sales	2,602,371	-	Payment term 90 days	Note 1	Note 1	436,939	-	
Futaihua Industrial (Shenzhen) Co., Ltd.	Simply Smart Limited	Subsidiary	Sales	40,435,149	8	Net 60 days	Note 1	Note 1	20,540,213	10	
Futaihua Industrial (Shenzhen) Co., Ltd.	Fulian Technology (Jiyuan) Co., Ltd.	Subsidiary	Sales	157,366	-	Payment term 90 days	Note 1	Note 1	4,621	-	
Futaihua Industrial (Shenzhen) Co., Ltd.	Shenzhen Yuzhan Precision Technology Co., Ltd.	Subsidiary	Sales	1,236,347	-	Net 60 days	Note 1	Note 1	616,890	-	
Futaihua Industrial (Shenzhen) Co., Ltd.	Henan Fuchi Technology Co., Ltd.	Subsidiary	Sales	170,951	-	Net 45 days	Note 1	Note 1	139	-	
Futaihua Industrial (Shenzhen) Co., Ltd.	Shenzhen Fulian Fugui Precision Industry Co., Ltd.	Subsidiary	Sales	134,874	-	Net 30 days	Note 1	Note 1	38,462	-	
Futaihua Industrial (Shenzhen) Co., Ltd.	Hon Fu Cheng Precision Electronics (Chengdu) Co., Ltd.	Subsidiary	Sales	110,096	-	Net 90 days	Note 1	Note 1	86,315	-	
Futaihua Industrial (Shenzhen) Co., Ltd.	Hongfu (Shenzhen) Equity Investment Fund Management Co., Ltd.	Subsidiary	Sales	225,417	-	Net 30 days	Note 1	Note 1	-	-	
Futaihua Industrial (Shenzhen) Co., Ltd.	General Interface Solution Limited	Affiliate	Purchases	354,938	-	Payment term 90 days	Note 1	Note 1	( 107,875)	-	
Futaihua Industrial (Shenzhen) Co., Ltd.	Foxconn Technology Pte. Ltd.	Affiliate	Purchases	567,616	-	Payment term 90 days	Note 1	Note 1	( 100,877)	-	

Purchaser/seller	Counterparty	Relationship with the counterparty	Purchases (sales)	Differences in transaction terms compared to third party							Notes/accounts receivable (payable)	Footnote
				Transaction		transactions			Balance	Percentage of total notes/accounts receivable (payable)		
				Amount	Percentage of total purchases (sales)	Credit term	Unit price	Credit term				
Futaihua Industrial (Shenzhen) Co., Ltd.	Garuda International Limited	Affiliate	Purchases	\$ 140,864	-	Payment term 90 days	Note 1	Note 1	(\$ 31,328)	-		
Futaihua Industrial (Shenzhen) Co., Ltd.	G-TECH Optoelectronics Corporation	Affiliate	Sales	785,056	-	Net 45 days	Note 1	Note 1	147,391	-		
Futaihua Industrial (Shenzhen) Co., Ltd.	Nanjing Sharp Electronics Co., Ltd.	Affiliate	Sales	500,885	-	Payment term 60 days	Note 1	Note 1	3	-		
HongFuJin Precision Electronics (ChongQing) Co., Ltd.	Hightech Electronics Components Inc.	Subsidiary	Sales	1,859,963	4	Payment term 60 days	Note 1	Note 1	95,445	1		
HongFuJin Precision Electronics (ChongQing) Co., Ltd.	Hongfujin Precision Industry (Wuhan) Co., Ltd.	Subsidiary	Sales	202,991	-	Payment term 90 days	Note 1	Note 1	68,541	-		
HongFuJin Precision Electronics (ChongQing) Co., Ltd.	Foxconn Image & Printing Product Pte. Ltd.	Subsidiary	Sales	3,830,827	9	Payment term 60 days	Note 1	Note 1	392,487	3		
HongFuJin Precision Electronics (ChongQing) Co., Ltd.	Fujun Precision Electronics (Chongqing) Co., Ltd.	Subsidiary	Sales	7,811,855	18	Payment term 90 days	Note 1	Note 1	3,108,736	22		
HongFuJin Precision Electronics (ChongQing) Co., Ltd.	Fusing International Inc.	Subsidiary	Sales	6,815,562	16	Net 60 days	Note 1	Note 1	3,447,377	25		
HongFuJin Precision Electronics (ChongQing) Co., Ltd.	Competition Team Ireland Limited	Subsidiary	Sales	19,171,248	45	Net 60 days	Note 1	Note 1	5,667,398	41		
HongFuJin Precision Electronics (ChongQing) Co., Ltd.	Simply Smart Limited	Subsidiary	Sales	491,068	1	Net 60 days	Note 1	Note 1	76,626	1		
HongFuJin Precision Electronics (ChongQing) Co., Ltd.	Chongqing Jingmei Precision Electronic Co., Ltd.	Subsidiary	Sales	244,892	1	Net 90 days	Note 1	Note 1	131,496	1		
HongFuJin Precision Electronics (ChongQing) Co., Ltd.	Foxconn Japan Co., Ltd.	Subsidiary	Sales	596,507	1	Payment term 60 days	Note 1	Note 1	220,511	2		
HongFuJin Precision Electronics (ChongQing) Co., Ltd.	Interface Technology (Chengdu) Co., Ltd.	Affiliate	Sales	422,799	1	Payment term 60 days	Note 1	Note 1	194,101	1		
HongFuJin Precision Electronics (ChongQing) Co., Ltd.	General Interface Solution Limited	Affiliate	Purchases	431,804	1	60 days after validation	Note 1	Note 1	( 164,199) (	2)		
HongFuJin Precision Electronics (ChongQing) Co., Ltd.	Innolux Corporation	Other related party	Purchases	1,177,343	3	Net 90 days	Note 1	Note 1	( 214,537) (	3)		
Foxconn Precision Electronics (YanTai) Co., Ltd.	Futaijing Precision Electrons (Yantai) Co., Ltd.	Subsidiary	Sales	1,923,097	39	Payment term 90 days	Note 1	Note 1	549,139	32		
Foxconn Precision Electronics (YanTai) Co., Ltd.	Hongfutai Precision Electronics (Yantai) Co., Ltd.	Subsidiary	Sales	171,395	3	Net 90 days	Note 1	Note 1	24,333	1		
Foxconn Precision Electronics (YanTai) Co., Ltd.	Hongfujin Precision Electronics (Yantai) Co., Ltd.	Subsidiary	Sales	1,605,244	32	Net 90 days	Note 1	Note 1	788,972	46		
Foxconn Precision Electronics (YanTai) Co., Ltd.	HongFuJing Precision Electronics (TianJin) Co., Ltd.	Subsidiary	Sales	106,318	2	Net 60 days	Note 1	Note 1	36,634	2		
Foxconn Precision Electronics (YanTai) Co., Ltd.	Yantai Fuzhun Precision Electronics Co., Ltd.	Affiliate	Sales	113,280	2	Net 90 days	Note 1	Note 1	7,954	-		
Foxconn Precision Electronics (YanTai) Co., Ltd.	Yantai Fuzhun Precision Electronics Co., Ltd.	Affiliate	Purchases	899,344	20	Net 90 days	Note 1	Note 1	( 195,044) (	20)		
Foxconn Precision Electronics (YanTai) Co., Ltd.	Foxconn Technology Co., Ltd.	Affiliate	Sales	186,144	4	Payment term 90 days	Note 1	Note 1	131,142	8		
Foxconn Precision Electronics (YanTai) Co., Ltd.	Sharp Hong Kong Limited	Affiliate	Purchases	398,737	9	Net 60 days	Note 1	Note 1	( 93,797) (	10)		

Purchaser/seller	Counterparty	Relationship with the counterparty	Transaction		Differences in transaction terms compared to third party transactions				Notes/accounts receivable (payable)		Footnote
			Purchases (sales)	Amount	Percentage of total purchases		Unit price	Credit term	Balance	Percentage of total notes/accounts receivable (payable)	
					(sales)	Credit term					
HongFuJin Precision Electronics (TianJin) Co., Ltd.	Ingrasys Technology Co., Ltd.	Subsidiary	Sales	\$ 808,167	1	Net 90 days	Note 1	Note 1	\$ 161,666	-	
HongFuJin Precision Electronics (TianJin) Co., Ltd.	Ingrasys Technology USA Inc.	Subsidiary	Sales	895,906	1	Net 90 days	Note 1	Note 1	108,212	-	
HongFuJin Precision Electronics (TianJin) Co., Ltd.	Profit New Limited	Subsidiary	Sales	78,264,129	69	Payment term 30 days	Note 1	Note 1	19,238,532	55	
HongFuJin Precision Electronics (TianJin) Co., Ltd.	Ingrasys (Singapore) Pte. Ltd.	Subsidiary	Sales	15,355,409	13	Net 30 days	Note 1	Note 1	4,971,867	14	
HongFuJin Precision Electronics (TianJin) Co., Ltd.	Cloud Network Technology Singapore Pte. Ltd.	Subsidiary	Sales	1,114,826	1	Net 90 days	Note 1	Note 1	552,121	2	
HongFuJin Precision Electronics (TianJin) Co., Ltd.	Fuhong Cloud Computing (Tianjin) Co., Ltd.	Subsidiary	Sales	17,615,395	15	Net 75 days	Note 1	Note 1	9,013,643	26	
HongFuJin Precision Electronics (TianJin) Co., Ltd.	Foxconn Technology Co., Ltd.	Affiliate	Purchases	116,915	-	Payment term 90 days	Note 1	Note 1	( 30,788)	-	
HongFuJin Precision Electronics (TianJin) Co., Ltd.	Garuda International Limited	Affiliate	Purchases	255,963	1	Payment term 90 days	Note 1	Note 1	( 69,872)	( 1)	
HongFuJin Precision Electronics (ChengDu) Co., Ltd.	Futaihua Industrial (Shenzhen) Co., Ltd.	Subsidiary	Sales	284,792	-	Payment term 90 days	Note 1	Note 1	4,856	-	
HongFuJin Precision Electronics (ChengDu) Co., Ltd.	Falcon Precision Trading Pte. Ltd.	Subsidiary	Sales	619,002,511	97	Net 90 days	Note 1	Note 1	198,415,915	97	
HongFuJin Precision Electronics (ChengDu) Co., Ltd.	General Interface Solution Limited	Affiliate	Purchases	2,032,990	-	Payment term 90 days	Note 1	Note 1	( 702,201)	-	
HongFuJin Precision Electronics (ChengDu) Co., Ltd.	Garuda International Limited	Affiliate	Purchases	541,815	-	60 days after validation	Note 1	Note 1	( 114,418)	-	
HongFuJin Precision Electronics (ChengDu) Co., Ltd.	Cheng Uei Precision Industry Co., Ltd.	Other related party	Purchases	267,052	-	Payment term 90 days	Note 1	Note 1	( 79,648)	-	
FuTaiHua Precision Electronics (ChengDu) Co., Ltd.	Hongfujin Precision Electronics (Chengdu) Co., Ltd.	Subsidiary	Sales	770,635	78	Net 90 days	Note 1	Note 1	296,308	87	
FuDing Precision Industrial (ZhengZhou) Co., Ltd.	Foxconn Interconnect Technology Limited	Subsidiary	Sales	2,600,551	67	Payment term 90 days	Note 1	Note 1	915,981	80	
FuDing Precision Industrial (ZhengZhou) Co., Ltd.	Henan Yuzhan Precision Technology Co., Ltd.	Subsidiary	Sales	742,728	19	Payment term 60 days	Note 1	Note 1	127,514	11	
YanTai FuHuaDa Precision Co., Ltd.	Nanjing Sharp Electronics Co., Ltd.	Affiliate	Purchases	405,314	42	Net 60 days	Note 1	Note 1	( 187,000)	( 50)	
YanTai FuHuaDa Precision Co., Ltd.	Sharp Universal Technology (SZ) Co., Ltd.	Affiliate	Sales	535,164	47	Net 45 days	Note 1	Note 1	105,772	29	
AnPinDa Precision Industrial (HuiZhou) Co., Ltd.	Hongfujin Precision Electronics (Chengdu) Co., Ltd.	Subsidiary	Sales	393,998	19	Payment term 90 days	Note 1	Note 1	839	-	
AnPinDa Precision Industrial (HuiZhou) Co., Ltd.	Shenzhenshi Yuzhan Precision Technology Co., Ltd.	Subsidiary	Sales	115,989	5	Net 60 days	Note 1	Note 1	43,777	7	
AnPinDa Precision Industrial (HuiZhou) Co., Ltd.	Shenzhen FuLian Fugui Precision Industry Co., Ltd.	Subsidiary	Sales	168,686	8	Net 30 days	Note 1	Note 1	72,334	11	
Jusda Supply Chain Management International Co., Ltd.	Shanghai Futaitong Plan International Logistics Co., Ltd.	Subsidiary	Sales	248,460	7	Net 30 days	Note 1	Note 1	43,535	3	
Jusda Supply Chain Management International Co., Ltd.	Shenzhen Fertile Plan international Logistics Co., Ltd.	Subsidiary	Sales	101,571	3	Net 30 days	Note 1	Note 1	85,242	6	

Purchaser/seller	Counterparty	Relationship with the counterparty	Transaction		Differences in transaction terms compared to third party transactions				Notes/accounts receivable (payable)		Footnote
			Purchases (sales)	Amount	Percentage of total purchases		Unit price	Credit term	Balance	Percentage of total notes/accounts receivable (payable)	
					(sales)	Credit term					
Jusda Supply Chain Management International Co., Ltd.	Hongfujin Precision Electronics (Chengdu) Co., Ltd.	Subsidiary	Sales	\$ 166,320	5	Payment term 90 days	Note 1	Note 1	\$ 174,728	11	
Jusda Supply Chain Management International Co., Ltd.	Jusda International Limited	Subsidiary	Sales	135,513	4	Net 30 days	Note 1	Note 1	24,298	2	
Jusda Supply Chain Management International Co., Ltd.	Foshan Innolux Optoelectronics Ltd.	Other related party	Sales	652,600	18	Net 90 days	Note 1	Note 1	124,565	8	
Jusda Supply Chain Management International Co., Ltd.	Dynabook Technology (Hangzhou) Inc.	Affiliate	Sales	105,493	3	Payment term 60 days	Note 1	Note 1	20,339	1	
Jusda Supply Chain Management International Co., Ltd.	FSK L&S (Shanghai) Co., Ltd.	Affiliate	Sales	133,862	4	Net 30 days	Note 1	Note 1	71,034	5	
Fulian System Integration Electronics (Hangzhou) Co., Ltd.	Fulian System Integration Electronics (Haining) Co., Ltd.	Subsidiary	Sales	4,536,306	8	Net 30 days	Note 1	Note 1	272,203	4	
Nanning Fugui Precision Industrial Co., Ltd.	Mega Well Limited	Subsidiary	Sales	87,240,569	62	Payment term 30 days	Note 1	Note 1	32,178,919	73	
Nanning Fugui Precision Industrial Co., Ltd.	Chongqing Fugui Electronics Co., Ltd.	Subsidiary	Sales	147,930	-	Payment term 30 days	Note 1	Note 1	77,767	-	
Nanning Fugui Precision Industrial Co., Ltd.	Cloud Network Technology Singapore Pte. Ltd.	Subsidiary	Sales	193,502	-	Payment term 30 days	Note 1	Note 1	479	-	
Nanning Fugui Precision Industrial Co., Ltd.	Fuhong Precision Component (Bac Giang) Limited	Subsidiary	Sales	110,824	-	Payment term 30 days	Note 1	Note 1	17,443	-	
FuTaiHua Precision Electronics (ZhengZhou) Co., Ltd.	Henan Yuzhan Precision Technology Co., Ltd.	Subsidiary	Sales	441,508	1	Payment term 30 days	Note 1	Note 1	69,954	-	
FuTaiHua Precision Electronics (ZhengZhou) Co., Ltd.	IPL International Limited	Subsidiary	Sales	65,380,659	99	Payment term 90 days	Note 1	Note 1	24,009,493	99	
FuTaiHua Precision Electronics (ZhengZhou) Co., Ltd.	Hon Fujin Precision Industry (Taiyuan) Co., Ltd.	Affiliate	Purchases	110,059	-	Payment term 30 days	Note 1	Note 1	-	-	
HongFuJin Precision Electronics (ZhengZhou) Co., Ltd.	Foxconn Precision Electronics (Taiyuan) Co., Ltd.	Subsidiary	Sales	9,681,128	1	Payment term 90 days	Note 1	Note 1	2,745,932	-	
HongFuJin Precision Electronics (ZhengZhou) Co., Ltd.	HeNan YuZhan Technology Limited	Subsidiary	Sales	197,977	-	Payment term 90 days	Note 1	Note 1	342,916	-	
HongFuJin Precision Electronics (ZhengZhou) Co., Ltd.	Hongfusheng Precision Electronics (Zhengzhou) Co., Ltd.	Subsidiary	Sales	559,452	-	Payment term 90 days	Note 1	Note 1	117,513	-	
HongFuJin Precision Electronics (ZhengZhou) Co., Ltd.	Henan Fuchi Technology Co., Ltd.	Subsidiary	Sales	44,772,905	3	Net 45 days	Note 1	Note 1	175,072	-	
HongFuJin Precision Electronics (ZhengZhou) Co., Ltd.	Foxconn Singapore Pte. Ltd.	Subsidiary	Sales	1,679,976,288	96	Payment term 90 days	Note 1	Note 1	541,612,000	99	
HongFuJin Precision Electronics (ZhengZhou) Co., Ltd.	Foxconn Brasil Industria E Comercio Ltda.	Subsidiary	Sales	3,090,425	-	Payment term 90 days	Note 1	Note 1	2,345,439	-	
HongFuJin Precision Electronics (ZhengZhou) Co., Ltd.	Foxconn Hon Hai Technology India Mega Development Private Limited	Subsidiary	Sales	3,266,215	-	Net 120 days	Note 1	Note 1	1,967,481	-	
HongFuJin Precision Electronics (ZhengZhou) Co., Ltd.	Garuda International Limited	Affiliate	Purchases	133,806	-	Payment term 90 days	Note 1	Note 1	( 79,976)	-	
Profit New Limited	Ingrasys Technology Co., Ltd.	Subsidiary	Sales	37,637,509	-	Net 30 days	Note 1	Note 1	18,708,511	37	
Profit New Limited	Hongfujing Precision Electronics (Tianjin) Co., Ltd.	Subsidiary	Sales	5,146,331	-	Payment term 30 days	Note 1	Note 1	1,827,879	4	

Purchaser/seller	Counterparty	Relationship with the counterparty	Transaction		Differences in transaction terms compared to third party transactions				Notes/accounts receivable (payable)		Footnote
			Purchases (sales)	Amount	Percentage of total purchases		Unit price	Credit term	Balance	Percentage of total notes/accounts receivable (payable)	
					(sales)	Credit term					
Profit New Limited	Ingrasys (Singapore) Pte. Ltd.	Subsidiary	Sales	\$ 323,079	-	Payment term 30 days	Note 1	Note 1	\$ 126,829	-	
Profit New Limited	Cloud Network Technology Singapore Pte. Ltd.	Subsidiary	Sales	56,337,925	1	Payment term 30 days	Note 1	Note 1	15,288,081	30	
Profit New Limited	Cloud Network Technology USA Inc.	Subsidiary	Sales	351,138	-	Payment term 30 days	Note 1	Note 1	14,659	-	
Mega Well Limited	Shenzhen FuLian Fugui Precision Industry Co., Ltd.	Subsidiary	Sales	381,031	-	Net 30 days	Note 1	Note 1	53,812	-	
Mega Well Limited	Cloud Network Technology Singapore Pte. Ltd.	Subsidiary	Sales	203,428,041	99	Net 30 days	Note 1	Note 1	67,515,430	100	
Mega Well Limited	Yuzhang Precision Technology Japan Co., Ltd.	Subsidiary	Sales	1,592,269	1	Net 30 days	Note 1	Note 1	-	-	
Mega Well Limited	Cloud Network Technology USA Inc.	Subsidiary	Sales	520,741	-	Net 30 days	Note 1	Note 1	-	-	
Fast Victor Limited	Best Behaviour Holdings Limited	Subsidiary	Sales	6,726,602	2	Payment term 90 days	Note 1	Note 1	6,647,352	6	
Fast Victor Limited	Foxconn Precision Electronics (Taiyuan) Co., Ltd.	Subsidiary	Sales	40,635,479	9	Net 90 days	Note 1	Note 1	17,299,010	16	
Fast Victor Limited	Hon Fujin Precision Industry (Taiyuan) Co., Ltd.	Affiliate	Sales	16,542,506	4	Net 90 days	Note 1	Note 1	3,293,973	3	
Fast Victor Limited	Hon Fujin Precision Industry (Taiyuan) Co., Ltd.	Affiliate	Purchases	2,100,806	-	Net 90 days	Note 1	Note 1	( 140,182)	-	
Competition Team Ireland Limited	Foxconn European Manufacturing Services S.R.O.	Subsidiary	Sales	1,649,300	5	Net 45 days	Note 1	Note 1	551,991	6	
Competition Team Ireland Limited	Honfujin Precision Electronics (Chongqing) Co., Ltd.	Subsidiary	Sales	9,458,290	27	Net 10 days	Note 1	Note 1	276,621	3	
Competition Team Ireland Limited	Chongqing Jingmei Precision Electronic Co., Ltd.	Subsidiary	Sales	6,384,229	18	Net 60 days	Note 1	Note 1	2,285,290	25	
Competition Team Ireland Limited	Cloud Network Technology Singapore Pte. Ltd.	Subsidiary	Sales	138,226	-	Payment term 30 days	Note 1	Note 1	22,240	-	
Competition Team Ireland Limited	Innolux Corporation	Other related party	Purchases	173,615	-	Payment term 60 days	Note 1	Note 1	( 4,979)	-	
WWW (Jin Cheng) Co., Ltd.	Triple Win Technology (JinCheng) Co., Ltd.	Subsidiary	Sales	124,141	20	Net 30 days	Note 1	Note 1	19,685	41	
ZhengZhou Justa Logistics Co., Ltd.	Jusda International Limited	Subsidiary	Sales	207,769	27	Net 30 days	Note 1	Note 1	43,857	18	
Mexus Solutions Inc.	Simply Smart Limited	Subsidiary	Sales	157,226	55	Payment term 30 days	Note 1	Note 1	32,746	71	
Foxconn Precision Electronics (TaiYuan) Co., Ltd.	Hongfujin Precision Electronics (Zhenzhou) Co., Ltd.	Subsidiary	Sales	109,932	-	Net 90 days	Note 1	Note 1	292	-	
Foxconn Precision Electronics (TaiYuan) Co., Ltd.	Fast Victor Limited	Subsidiary	Sales	390,171,113	97	Net 90 days	Note 1	Note 1	71,713,591	94	
Foxconn Precision Electronics (TaiYuan) Co., Ltd.	Taiyuan Fuchi Technology Co., Ltd.	Subsidiary	Sales	361,731	-	Net 90 days	Note 1	Note 1	408,958	1	
Foxconn Precision Electronics (TaiYuan) Co., Ltd.	Foxconn Brasil Industria E Comercio Ltda.	Subsidiary	Sales	8,104,628	2	Payment term 90 days	Note 1	Note 1	4,081,847	5	

Purchaser/seller	Counterparty	Relationship with the counterparty	Transaction		Differences in transaction terms compared to third party transactions				Notes/accounts receivable (payable)		Footnote
			Purchases (sales)	Amount	Percentage of total purchases		Unit price	Credit term	Balance	Percentage of total notes/accounts receivable (payable)	
					(sales)	Credit term					
Foxconn Precision Electronics (TaiYuan) Co., Ltd.	HongFuJin Precision Industry (Taiyuan) Co., Ltd.	Affiliate	Purchases	\$ 16,530,846	4	Payment term 30 days	Note 1	Note 1	\$ -	-	
Foxconn Precision Electronics (TaiYuan) Co., Ltd.	Garuda International Limited	Affiliate	Purchases	525,817	-	Net 90 days	Note 1	Note 1	( 149,594)	-	
Foxconn Precision Electronics (TaiYuan) Co., Ltd.	Sharp Corporation	Affiliate	Purchases	163,874	-	Net 60 days	Note 1	Note 1	( 22,121)	-	
Simply Smart Limited	FIH (Hong Kong) Limited	Subsidiary	Sales	453,360	1	Net 90 days	Note 1	Note 1	162,223	1	
Simply Smart Limited	Foxconn (Far East) Limited	Subsidiary	Sales	1,028,121	2	Net 60 days	Note 1	Note 1	98,544	1	
Simply Smart Limited	Futaihua Industrial (Shenzhen) Co., Ltd.	Subsidiary	Sales	40,574,615	95	Net 60 days	Note 1	Note 1	17,311,557	97	
Simply Smart Limited	Honfujin Precision Electronics (Chongqing) Co., Ltd.	Subsidiary	Sales	489,850	1	Net 60 days	Note 1	Note 1	97,179	1	
Scientific-Atlanta De Mexico S. De R. L. De C. V.	Cloud Network Technology Singapore Pte. Ltd.	Subsidiary	Sales	2,402,773	100	60 days after validation	Note 1	Note 1	290,685	100	
Fulian Technology (Jiyuan) Co., Ltd.	Futaihua Precision Electronics (Zhenzhou) Co., Ltd.	Subsidiary	Sales	435,193	1	Payment term 90 days	Note 1	Note 1	300,762	2	
Fulian Technology (Jiyuan) Co., Ltd.	Jincheng Futaihua Precision Electronic Co., Ltd.	Subsidiary	Sales	175,325	-	Net 90 days	Note 1	Note 1	1,297	-	
Fulian Technology (Jiyuan) Co., Ltd.	Shenzhen Shiyu Precision Technology Co., Ltd.	Subsidiary	Sales	140,142	-	Net 30 days	Note 1	Note 1	56,830	-	
Fulian Technology (Jiyuan) Co., Ltd.	Fulian Technology (Shanxi) Co., Ltd.	Subsidiary	Sales	402,429	1	Net 60 days	Note 1	Note 1	7,338	-	
Fulian Technology (Jiyuan) Co., Ltd.	IPL International Limited	Subsidiary	Sales	42,095,625	90	Net 45 days	Note 1	Note 1	16,178,393	95	
Fulian Technology (Jiyuan) Co., Ltd.	Fulian Technology (Wuhan) Co., Ltd.	Subsidiary	Sales	1,105,754	2	Net 90 days	Note 1	Note 1	50,245	-	
Fulian Technology (Jiyuan) Co., Ltd.	Fulian Technology (Hebi) Co., Ltd.	Subsidiary	Sales	109,878	-	60 days after validation	Note 1	Note 1	-	-	
Fulian Technology (Jiyuan) Co., Ltd.	Fulian Technology (Lankao) Co., Ltd.	Subsidiary	Sales	767,829	2	Net 30 days	Note 1	Note 1	133,843	1	
Fulian Technology (Jiyuan) Co., Ltd.	Zhoukou Gengde Electronics Co., Ltd.	Affiliate	Purchases	117,226	1	Net 30 days	Note 1	Note 1	( 46,895)	( 1)	
HongFuJin Precision Industry (HengYang) Co., Ltd.	FIH (Hong Kong) Limited	Subsidiary	Sales	635,725	69	Net 90 days	Note 1	Note 1	313,072	67	
Shen Zhen Fu Neng New Energy Technology Co., Ltd.	FIH Precision Electronics (Lang Fang) Co., Ltd.	Subsidiary	Sales	138,280	10	Net 30 days	Note 1	Note 1	5,790	3	
Foxconn Interconnect Technology Limited	Ingrasys Technology Co., Ltd.	Subsidiary	Sales	245,271	-	Payment term 90 days	Note 1	Note 1	89,236	-	
Foxconn Interconnect Technology Limited	Fu Ding Precision Components (Shenzhen) Co., Ltd.	Subsidiary	Sales	1,977,078	2	Net 60 days	Note 1	Note 1	532,057	2	
Foxconn Interconnect Technology Limited	Foxconn (Kunshan) Computer Connector Co., Ltd.	Subsidiary	Sales	4,054,087	4	Payment term 90 days	Note 1	Note 1	616,558	2	
Foxconn Interconnect Technology Limited	Hongfufutai Precision Electronics (Yantai) Co., Ltd.	Subsidiary	Sales	141,546	-	Payment term 60 days	Note 1	Note 1	46,862	-	

Purchaser/seller	Counterparty	Relationship with the counterparty	Transaction		Differences in transaction terms compared to third party transactions				Notes/accounts receivable (payable)		Footnote
			Purchases (sales)	Amount	Percentage of total purchases (sales)	Credit term	Unit price	Credit term	Balance	Percentage of total notes/accounts receivable (payable)	
Foxconn Interconnect Technology Limited	Foxconn European Manufacturing Services S.R.O.	Subsidiary	Sales	\$ 180,359	-	Payment term 60 days	Note 1	Note 1	\$ 37,293	-	
Foxconn Interconnect Technology Limited	Fuyu Electrical Technology (Huaian) Co., Ltd.	Subsidiary	Sales	1,008,529	1	Net 60 days	Note 1	Note 1	197,687	1	
Foxconn Interconnect Technology Limited	Hongfujin Precision Industry (Wuhan) Co., Ltd.	Subsidiary	Sales	1,923,958	2	Net 30 days	Note 1	Note 1	380,537	1	
Foxconn Interconnect Technology Limited	Hongfujin Precision Electronics (Yantai) Co., Ltd.	Subsidiary	Sales	400,944	-	Payment term 90 days	Note 1	Note 1	88,198	-	
Foxconn Interconnect Technology Limited	Huaian Fultong Trading Co., Ltd.	Subsidiary	Sales	2,282,481	2	Payment term 90 days	Note 1	Note 1	300,463	1	
Foxconn Interconnect Technology Limited	Futaihua Industrial (Shenzhen) Co., Ltd.	Subsidiary	Sales	246,553	-	Payment term 60 days	Note 1	Note 1	120,684	-	
Foxconn Interconnect Technology Limited	Foxconn Precision Electronics (Yantai) Co., Ltd.	Subsidiary	Sales	169,598	-	Payment term 90 days	Note 1	Note 1	64,909	-	
Foxconn Interconnect Technology Limited	Hongfujin Precision Electronics (Tianjin) Co., Ltd.	Subsidiary	Sales	1,271,521	1	Payment term 90 days	Note 1	Note 1	253,843	1	
Foxconn Interconnect Technology Limited	Nanning Fugui Precision Industrial Co., Ltd.	Subsidiary	Sales	388,504	-	Payment term 90 days	Note 1	Note 1	94,049	-	
Foxconn Interconnect Technology Limited	Foxconn Interconnect Technology Singapore Pte. Ltd.	Subsidiary	Sales	1,795,745	2	Payment term 90 days	Note 1	Note 1	505,731	2	
Foxconn Interconnect Technology Limited	FIT Electronics, Inc.	Subsidiary	Sales	3,340,273	3	Payment term 90 days	Note 1	Note 1	1,172,899	4	
Foxconn Interconnect Technology Limited	New Wing Interconnect Technology (Bac Giang) Limited	Subsidiary	Sales	7,753,141	8	Payment term 90 days	Note 1	Note 1	2,004,825	7	
Foxconn Interconnect Technology Limited	Henan Fuchi Technology Co., Ltd.	Subsidiary	Sales	267,396	-	Net 45 days	Note 1	Note 1	160,045	1	
Foxconn Interconnect Technology Limited	Shenzhen Fulian Fugui Precision Industrial Co., Ltd.	Subsidiary	Sales	553,077	1	Payment term 90 days	Note 1	Note 1	82,160	-	
Foxconn Interconnect Technology Limited	Cloud Network Technology Singapore Pte. Ltd.	Subsidiary	Sales	690,213	1	Payment term 60 days	Note 1	Note 1	152,270	-	
Foxconn Interconnect Technology Limited	Belkin International, Inc.	Subsidiary	Sales	5,617,757	6	Payment term 60 days	Note 1	Note 1	3,332,152	11	
Foxconn Interconnect Technology Limited	NSG Technology Inc.	Subsidiary	Sales	107,489	-	Payment term 30 days	Note 1	Note 1	13,983	-	
Foxconn Interconnect Technology Limited	Fuhong Precision Component (Bac Giang) Limited	Subsidiary	Sales	260,694	-	Payment term 90 days	Note 1	Note 1	96,715	-	
Foxconn Interconnect Technology Limited	Foxconn Brasil Industria E Comercio Ltda.	Subsidiary	Sales	293,156	-	Payment term 60 days	Note 1	Note 1	101,750	-	
Foxconn Interconnect Technology Limited	Foxconn Technology Co., Ltd.	Affiliate	Sales	110,092	-	Payment term 90 days	Note 1	Note 1	10,085	-	
Foxconn Interconnect Technology Limited	Pan-International Industrial Corp.	Affiliate	Sales	1,184,255	1	Payment term 90 days	Note 1	Note 1	422,662	1	
Foxconn Interconnect Technology Limited	Tekcon Electronics Corp.	Affiliate	Sales	595,244	1	Payment term 60 days	Note 1	Note 1	309,774	1	
Foxconn Interconnect Technology Limited	New Ocean Precision Component (Jiangxi) Co., Ltd.	Affiliate	Sales	456,491	-	Payment term 60 days	Note 1	Note 1	127,357	-	



Purchaser/seller	Counterparty	Relationship with the counterparty	Purchases (sales)	Differences in transaction terms compared to third party							Notes/accounts receivable (payable)	Footnote
				Transaction		transactions		Notes/accounts receivable (payable)				
				Amount	Percentage of total purchases (sales)	Credit term	Unit price	Credit term	Balance	Percentage of total notes/accounts receivable (payable)		
Foxconn Interconnect Technology Limited	New Ocean Precision Component (Jiangxi) Co., Ltd.	Affiliate	Purchases	\$ 2,555,877	3	Net 15 days	Note 1	Note 1	(\$ 671,304)	-		
Foxconn Interconnect Technology Limited	Avary Holding (Shenzhen) Co., Ltd.	Affiliate	Sales	1,638,746	2	Payment term 90 days	Note 1	Note 1	517,228	2		
Foxconn Interconnect Technology Limited	Hong Qi Sheng Precision Electronics (Qinhuangdao) Co., Ltd.	Affiliate	Sales	748,480	1	Payment term 90 days	Note 1	Note 1	257,862	1		
Foxconn Interconnect Technology Limited	Cheng Uei Precision Industry Co., Ltd.	Other related party	Sales	1,090,555	1	Net 60 days	Note 1	Note 1	245,340	1		
ScienBizIP Consulting Inc.	FG Innovation Company Limited	Subsidiary	Sales	183,428	34	Payment term 90 days	Note 1	Note 1	112,782	68		
Foxconn Interconnect Technology Singapore Pte. Ltd.	FIH (Hong Kong) Limited	Subsidiary	Sales	357,203	20	Payment term 90 days	Note 1	Note 1	10,344	3		
New Beyond Maximum Industrial Limited	Foxconn Interconnect Technology Limited	Subsidiary	Sales	59,947,047	100	Payment term 60 days	Note 1	Note 1	15,553,667	100		
FIT Electronics, Inc.	New Beyond Maximum Industrial Limited	Subsidiary	Sales	634,937	13	Payment term 30 days	Note 1	Note 1	60,028	7		
Fuguikang Precision Electrons (Guizhou) Co., Ltd.	Hongfujin Precision Electronics (Yantai) Co., Ltd.	Subsidiary	Sales	101,029	8	Payment term 90 days	Note 1	Note 1	26,550	6		
Jusda International Limited	Ingrasys Technology Co., Ltd.	Subsidiary	Sales	487,600	2	Net 60 days	Note 1	Note 1	89,950	1		
Jusda International Limited	Jusda Supply Chain Management International Co., Ltd.	Subsidiary	Sales	966,696	5	Net 180 days	Note 1	Note 1	88,309	1		
Jusda International Limited	Competition Team Ireland Limited	Subsidiary	Sales	726,572	4	Net 60 days	Note 1	Note 1	315,474	5		
Jusda International Limited	Foxconn Interconnect Technology Limited	Subsidiary	Sales	103,198	1	Net 60 days	Note 1	Note 1	21,161	-		
Jusda International Limited	Jusda Europe S.R.O.	Subsidiary	Sales	126,687	1	Net 180 days	Note 1	Note 1	44,097	1		
Jusda International Limited	Sharp Jusda Logistics Corporation	Subsidiary	Sales	4,512,038	23	Net 180 days	Note 1	Note 1	1,642,403	27		
Jusda International Limited	Cloud Network Technology Singapore Pte. Ltd.	Subsidiary	Sales	1,689,833	9	Net 60 days	Note 1	Note 1	463,053	8		
Jusda International Limited	Cloud Network Technology USA Inc.	Subsidiary	Sales	277,300	1	Net 30 days	Note 1	Note 1	3,469	-		
Jusda International Limited	Jusda Supply Chain Management Corporation	Subsidiary	Sales	198,295	1	Net 180 days	Note 1	Note 1	281,461	5		
Jusda International Limited	Fortunebay Technology Pte. Ltd.	Subsidiary	Sales	198,999	1	Net 30 days	Note 1	Note 1	92,080	1		
Jusda International Limited	Bang Tai International Logistics Co., Ltd.	Subsidiary	Sales	132,082	1	Net 180 days	Note 1	Note 1	57,758	1		
Jusda International Limited	Innolux Corporation	Other related party	Sales	1,141,607	6	Net 90 days	Note 1	Note 1	163,650	3		
Jusda International Limited	Innolux USA Inc.	Other related party	Sales	559,019	3	Net 30 days	Note 1	Note 1	187,182	3		
Jusda International Limited	Foxconn Technology Pte. Ltd.	Affiliate	Sales	113,146	1	Net 60 days	Note 1	Note 1	24,663	-		
Chongqing Hongteng Technology Co., Ltd.	Foxconn Interconnect Technology Limited	Subsidiary	Sales	1,022,675	80	Payment term 30 days	Note 1	Note 1	62,306	100		

Purchaser/seller	Counterparty	Relationship with the counterparty	Purchases (sales)	Transaction		Percentage of total purchases		Differences in transaction terms compared to third party transactions		Notes/accounts receivable (payable)		Footnote
				Amount	Credit term	Unit price	Credit term	Balance	Percentage of total notes/accounts receivable (payable)			
										(sales)	(sales)	
ChongQing Jingmei Precision Electronic Co., Ltd.	Honfujin Precision Electronics (Chongqing) Co., Ltd.	Subsidiary	Sales	\$ 6,645,486	100	90 days after validation	Note 1	Note 1	\$ 1,937,477	100		
Kunshan Fuchengke Precision Electronical Co., Ltd.	Fuyu Electrical Technology (Huaian) Co., Ltd.	Subsidiary	Sales	346,837	4	Net 90 days	Note 1	Note 1	115,390	4		
Kunshan Fuchengke Precision Electronical Co., Ltd.	Pan-International Industrial Corp.	Affiliate	Purchases	105,894	1	90 days after validation	Note 1	Note 1	( 62,265)	( 2)		
Kunshan Fuchengke Precision Electronical Co., Ltd.	Pan-International Sunrise Trading Corp.	Affiliate	Purchases	112,777	1	90 days after validation	Note 1	Note 1	( 42,031)	( 1)		
Kunshan Fuchengke Precision Electronical Co., Ltd.	Wuxi Sharp Electronic Components Co., Ltd.	Affiliate	Sales	231,789	3	Payment term 90 days	Note 1	Note 1	46,221	2		
Fumeng Electrical Technology (Heze) Co., Ltd.	Foxconn Interconnect Technology Limited	Subsidiary	Sales	289,063	99	Payment term 60 days	Note 1	Note 1	9,628	84		
eCMMS Precision Singapore Pte. Ltd.	Competition Team Technology USA Inc.	Subsidiary	Sales	46,890,816	42	Payment term 75 days	Note 1	Note 1	9,999,483	38		
eCMMS Precision Singapore Pte. Ltd.	Cloud Network Technology Singapore Pte. Ltd.	Subsidiary	Sales	7,980,347	7	Net 120 days	Note 1	Note 1	2,831,481	11		
eCMMS Precision Singapore Pte. Ltd.	Eson Precision Industry (Singapore) Pte. Ltd.	Affiliate	Purchases	2,165,471	2	Payment term 30 days	Note 1	Note 1	( 395,137)	( 2)		
eCMMS Precision Singapore Pte. Ltd.	Nanjing Sharp Electronics Co., Ltd.	Affiliate	Purchases	314,486	-	Payment term 60 days	Note 1	Note 1	( 126,274)	( 1)		
eCMMS Precision Singapore Pte. Ltd.	Sharp Corporation Mexico, S.A. De C.V.	Affiliate	Sales	536,622	-	Net 75 days	Note 1	Note 1	224,057	1		
eCMMS Precision Singapore Pte. Ltd.	Sharp Electronics Corporation	Affiliate	Sales	410,118	-	Payment term 40 days	Note 1	Note 1	134,943	1		
Chendu Zhuren Technology Co., Ltd.	Hongfujin Precision Electronics (Chengdu) Co., Ltd.	Subsidiary	Sales	372,520	1	Payment term 90 days	Note 1	Note 1	88,426	86		
Jinchen Hongren Technology Co., Ltd.	Fulian Technology (Hebi) Co., Ltd.	Subsidiary	Sales	145,503	7	Payment term 90 days	Note 1	Note 1	3,617	1		
Jinchen Hongren Technology Co., Ltd.	Shenzhen Jingjiang Yunchuang Technology Co., Ltd.	Subsidiary	Sales	650,245	32	Payment term 90 days	Note 1	Note 1	301,480	66		
New Wing Interconnect Technology (Baogiang) Limited	Foxconn Interconnect Technology Limited	Subsidiary	Sales	28,960,613	99	Payment term 90 days	Note 1	Note 1	9,791,375	99		
New Wing Interconnect Technology (Baogiang) Limited	Fuhong Precision Component (Bac Giang) Limited	Subsidiary	Sales	209,132	1	Payment term 60 days	Note 1	Note 1	49,741	1		
Jin Ji Full Precision Machinery (WuHan) Co., Ltd.	Futailhua Industrial (Shenzhen) Co., Ltd.	Subsidiary	Sales	195,877	27	Payment term 90 days	Note 1	Note 1	57,905	29		
Jin Ji Full Precision Machinery (WuHan) Co., Ltd.	Shenzhen Shiyi Yuzhan Precision Technology Co., Ltd.	Subsidiary	Sales	237,169	33	Payment term 90 days	Note 1	Note 1	56,365	29		
Ingrasys (Singapore) Pte. Ltd.	Ingrasys Technology Co., Ltd.	Subsidiary	Sales	6,240,126	5	Net 90 days	Note 1	Note 1	874,315	3		
Ingrasys (Singapore) Pte. Ltd.	Ingrasys Technology USA Inc.	Subsidiary	Sales	73,567,032	57	Net 90 days	Note 1	Note 1	17,153,039	54		
Ingrasys (Singapore) Pte. Ltd.	Foxconn Technology (India) Private Limited	Subsidiary	Sales	1,687,391	1	Net 45 days	Note 1	Note 1	1,667,500	5		
Ingrasys (Singapore) Pte. Ltd.	Foxconn Technology CZ S.R.O.	Subsidiary	Sales	1,666,015	1	Payment term 45 days	Note 1	Note 1	112,452	-		

Purchaser/seller	Counterparty	Relationship with the counterparty	Transaction		Differences in transaction terms compared to third party transactions				Notes/accounts receivable (payable)		Footnote
			Purchases (sales)	Amount	Percentage of total purchases		Unit price	Credit term	Balance	Percentage of total notes/accounts receivable (payable)	
					(sales)	Credit term					
Ingrasys (Singapore) Pte. Ltd.	Ingrasys Technology Korea, Inc.	Subsidiary	Sales	\$ 5,670,517	4	Net 90 days	Note 1	Note 1	\$ 1,825,466	6	
Ingrasys (Singapore) Pte. Ltd.	Cloud Network Technology Singapore Pte. Ltd.	Subsidiary	Sales	1,351,070	1	Payment term 60 days	Note 1	Note 1	541,914	2	
Ingrasys (Singapore) Pte. Ltd.	Yuzhang Precision Technology Japan Co., Ltd.	Subsidiary	Sales	8,901,158	7	Payment term 60 days	Note 1	Note 1	1,963,288	6	
Ingrasys (Singapore) Pte. Ltd.	Cloud Network Technology Kft.	Subsidiary	Sales	3,462,276	3	Net 45 days	Note 1	Note 1	598,357	2	
Ingrasys (Singapore) Pte. Ltd.	Foxconn Brasil Industria E Comercio Ltda.	Subsidiary	Sales	1,215,546	1	Net 15 days	Note 1	Note 1	745,698	2	
Foxconn Industrial Internet Co., Ltd.	Shenzhen Yuzhan Precision Technology Co., Ltd.	Subsidiary	Sales	135,856	-	Net 30 days	Note 1	Note 1	76,215	26	
Foxconn OE Technologies Singapore Pte. Ltd.	Foxconn CZ S.R.O.	Subsidiary	Sales	263,338	3	Payment term 30 days	Note 1	Note 1	39,708	3	
Foxconn OE Technologies Singapore Pte. Ltd.	Foxconn OE Technologies Inc.	Subsidiary	Sales	824,627	9	Payment term 60 days	Note 1	Note 1	171,405	15	
Foxconn OE Technologies Singapore Pte. Ltd.	Cloud Network Technology Singapore Pte. Ltd.	Subsidiary	Sales	131,468	1	Payment term 45 days	Note 1	Note 1	49,094	4	
Hongfujin Precision Electronics (Guiyang) Co., Ltd.	Cloud Network Technology Singapore Pte. Ltd.	Subsidiary	Sales	3,341,399	100	Net 90 days	Note 1	Note 1	951,213	100	
HeNan YuZhan Technology Limited	Futaihua Precision Electronics (Zhengzhou) Co., Ltd.	Subsidiary	Sales	1,011,193	-	Payment term 90 days	Note 1	Note 1	267,636	1	
HeNan YuZhan Technology Limited	Hongfujin Precision Electronics (Zhengzhou) Co., Ltd.	Subsidiary	Sales	323,461	-	Payment term 90 days	Note 1	Note 1	310,885	1	
HeNan YuZhan Technology Limited	Jincheng Futaihua Precision Electronic Co., Ltd.	Subsidiary	Sales	116,599	-	Payment term 90 days	Note 1	Note 1	112,070	-	
HeNan YuZhan Technology Limited	Shenzhen Yuzhan Precision Technology Co., Ltd.	Subsidiary	Sales	3,054,341	-	Payment term 90 days	Note 1	Note 1	659,531	2	
HeNan YuZhan Technology Limited	Cloud Network Technology (Samoa) Limited	Subsidiary	Sales	3,259,122	-	Payment term 90 days	Note 1	Note 1	2,548,970	7	
HeNan YuZhan Technology Limited	IPL International Limited	Subsidiary	Sales	96,131,022	1	Payment term 30 days	Note 1	Note 1	30,808,102	89	
HeNan YuZhan Technology Limited	Fulian Technology (Lankao) Co., Ltd.	Subsidiary	Sales	129,916	-	Net 30 days	Note 1	Note 1	1,482	-	
HeNan YuZhan Technology Limited	Shenzhen Asiatek Inc.	Affiliate	Purchases	109,090	7	Net 90 days	Note 1	Note 1	( 1,447)	-	
Ur Materials Industry (Shenzhen) Co., Ltd.	Nanning Fugui Precision Industrial Co., Ltd.	Subsidiary	Sales	181,880	7	Payment term 60 days	Note 1	Note 1	84,159	14	
Ur Materials Industry (Shenzhen) Co., Ltd.	Fuhong Precision Component (Bac Giang) Limited	Subsidiary	Sales	140,560	6	Net 60 days	Note 1	Note 1	39,494	6	
JinCheng Futaihua Precision Electronics Co., Ltd.	Fujin Precision Industrial (Jincheng) Co., Ltd.	Subsidiary	Sales	206,518	-	Net 90 days	Note 1	Note 1	4,563	-	
JinCheng Futaihua Precision Electronics Co., Ltd.	Futaihua Precision Electronics (Zhengzhou) Co., Ltd.	Subsidiary	Sales	545,750	1	Payment term 90 days	Note 1	Note 1	366,056	2	
JinCheng Futaihua Precision Electronics Co., Ltd.	Fulian Technology (Jiyuan) Co., Ltd.	Subsidiary	Sales	482,220	1	Payment term 90 days	Note 1	Note 1	232,798	1	

Purchaser/seller	Counterparty	Relationship with the counterparty	Purchases (sales)	Differences in transaction terms compared to third party							Notes/accounts receivable (payable)	Percentage of total notes/accounts receivable (payable)	Footnote	
				Transaction		transactions			Unit price	Credit term				Balance
				Amount	Percentage of total purchases (sales)	Credit term	Credit term							
JinCheng Futaihua Precision Electronics Co., Ltd.	Henan Yuzhan Precision Technology Co., Ltd.	Subsidiary	Sales	\$ 539,040	1	Payment term 90 days	Note 1	Note 1	\$ 282,306	2				
JinCheng Futaihua Precision Electronics Co., Ltd.	Shenzhen Yuzhan Precision Technology Co., Ltd.	Subsidiary	Sales	516,110	1	Payment term 90 days	Note 1	Note 1	374,728	2				
JinCheng Futaihua Precision Electronics Co., Ltd.	Cloud Network Technology (Samoa) Limited	Subsidiary	Sales	237,486	-	Payment term 90 days	Note 1	Note 1	-	-				
JinCheng Futaihua Precision Electronics Co., Ltd.	Fulian Technology (Shanxi) Co., Ltd.	Subsidiary	Sales	458,253	1	Payment term 90 days	Note 1	Note 1	386,700	2				
JinCheng Futaihua Precision Electronics Co., Ltd.	IPL International Limited	Subsidiary	Sales	40,736,458	50	Payment term 90 days	Note 1	Note 1	16,392,743	88				
JinCheng Futaihua Precision Electronics Co., Ltd.	Fulian Technology (Wuhan) Co., Ltd.	Subsidiary	Sales	205,125	-	Payment term 90 days	Note 1	Note 1	181,123	1				
JinCheng Futaihua Precision Electronics Co., Ltd.	Fulian Technology (Lankao) Co., Ltd.	Subsidiary	Sales	520,012	1	Payment term 90 days	Note 1	Note 1	250,644	1				
JinCheng Futaihua Precision Electronics Co., Ltd.	HonFuJin Precision Industry (Taiyuan) Co., Ltd.	Affiliate	Purchases	348,486	-	Payment term 90 days	Note 1	Note 1	( 1,697)	-				
Lankao YuFu Precision Technology Co., Ltd.	Fulian Technology (Jiyuan) Co., Ltd.	Subsidiary	Sales	111,394	2	30 days after validation	Note 1	Note 1	26,107	1				
Lankao YuFu Precision Technology Co., Ltd.	Henan Yuzhan Precision Technology Co., Ltd.	Subsidiary	Sales	292,911	4	Net 30 days	Note 1	Note 1	102,015	5				
Lankao YuFu Precision Technology Co., Ltd.	Shenzhen Yuzhan Precision Technology Co., Ltd.	Subsidiary	Sales	249,881	4	Net 60 days	Note 1	Note 1	134,500	7				
Lankao YuFu Precision Technology Co., Ltd.	Fulian Technology (Shanxi) Co., Ltd.	Subsidiary	Sales	390,903	6	Net 45 days	Note 1	Note 1	5,310	-				
Lankao YuFu Precision Technology Co., Ltd.	IPL International Limited	Subsidiary	Sales	100,918	1	Net 30 days	Note 1	Note 1	35,730	2				
Lankao YuFu Precision Technology Co., Ltd.	Fulian Technology (Lankao) Co., Ltd.	Subsidiary	Sales	973,158	14	Net 60 days	Note 1	Note 1	288,134	15				
Lankao YuFu Precision Technology Co., Ltd.	Foxconn Singapore Pte. Ltd.	Subsidiary	Sales	4,278,642	62	Net 60 days	Note 1	Note 1	1,062,740	53				
Shenzhen Yuzhan Precision Technology Co., Ltd.	Shenzhen Fu Tai Hong Precision Industry Co., Ltd.	Subsidiary	Sales	1,346,320	-	Net 90 days	Note 1	Note 1	1,030,069	1				
Shenzhen Yuzhan Precision Technology Co., Ltd.	Futaihua Precision Electronics (Zhenzhou) Co., Ltd.	Subsidiary	Sales	1,670,264	-	Payment term 90 days	Note 1	Note 1	1,009,207	1				
Shenzhen Yuzhan Precision Technology Co., Ltd.	Fulian Technology (Jiyuan) Co., Ltd.	Subsidiary	Sales	1,254,364	-	30 days after validation	Note 1	Note 1	777,708	1				
Shenzhen Yuzhan Precision Technology Co., Ltd.	Henan Yuzhan Precision Technology Co., Ltd.	Subsidiary	Sales	2,004,572	-	Payment term 90 days	Note 1	Note 1	1,632,982	2				
Shenzhen Yuzhan Precision Technology Co., Ltd.	Jincheng Futaihua Precision Electronic Co., Ltd.	Subsidiary	Sales	1,411,827	-	Net 30 days	Note 1	Note 1	910,982	1				
Shenzhen Yuzhan Precision Technology Co., Ltd.	Foxconn Precision International Limited	Subsidiary	Sales	188,301	-	Net 30 days	Note 1	Note 1	7,664	-				
Shenzhen Yuzhan Precision Technology Co., Ltd.	Cloud Network Technology (Samoa) Limited	Subsidiary	Sales	46,676,801	-	Net 30 days	Note 1	Note 1	38,482,037	36				
Shenzhen Yuzhan Precision Technology Co., Ltd.	Fulian Technology (Shanxi) Co., Ltd.	Subsidiary	Sales	3,596,251	-	Net 30 days	Note 1	Note 1	844,765	1				

Purchaser/seller	Counterparty	Relationship with the counterparty	Transaction		Differences in transaction terms compared to third party transactions				Notes/accounts receivable (payable)		Footnote
			Purchases (sales)	Amount	Percentage of total purchases (sales)	Credit term	Unit price	Credit term	Balance	Percentage of total notes/accounts receivable (payable)	
Shenzhen Yuzhan Precision Technology Co., Ltd.	IPL International Limited	Subsidiary	Sales	\$ 194,376,484	1	Net 30 days	Note 1	Note 1	\$ 58,702,835	55	
Shenzhen Yuzhan Precision Technology Co., Ltd.	Fulian Technology (Wuhan) Co., Ltd.	Subsidiary	Sales	296,639	-	Payment term 30 days	Note 1	Note 1	172,608	-	
Shenzhen Yuzhan Precision Technology Co., Ltd.	Fulian Technology (Hebi) Co., Ltd.	Subsidiary	Sales	466,435	-	Payment term 90 days	Note 1	Note 1	8,351	-	
Shenzhen Yuzhan Precision Technology Co., Ltd.	Fulian Technology (Lankao) Co., Ltd.	Subsidiary	Sales	899,061	-	Net 90 days	Note 1	Note 1	534,123	-	
Shenzhen Yuzhan Precision Technology Co., Ltd.	Hengyang Yuzhan Precision Technology Co., Ltd.	Subsidiary	Sales	440,428	-	Net 90 days	Note 1	Note 1	426,790	-	
Shenzhen Yuzhan Precision Technology Co., Ltd.	Fulian Technology (Zhoukou) Co., Ltd.	Subsidiary	Sales	179,935	-	Net 30 days	Note 1	Note 1	177,808	-	
Shenzhen Yuzhan Precision Technology Co., Ltd.	Shenzhen Asiatek Inc.	Affiliate	Purchases	414,277	5	Payment term 90 days	Note 1	Note 1	-	-	
Fuzhun Precision Tooling (Jiashan) Co., Ltd.	Fuding Electronic Technology (Jiashan) Co., Ltd.	Subsidiary	Sales	1,554,353	98	Payment term 90 days	Note 1	Note 1	299,612	98	
Jusda Europe S.R.O.	Foxconn CZ S.R.O.	Subsidiary	Sales	191,404	17	Payment term 45 days	Note 1	Note 1	47,037	19	
Jusda Europe S.R.O.	Foxconn European Manufacturing Services S.R.O.	Subsidiary	Sales	118,227	10	Payment term 45 days	Note 1	Note 1	26,686	11	
Jusda Europe S.R.O.	Foxconn Technology CZ S.R.O.	Subsidiary	Sales	151,291	13	Payment term 45 days	Note 1	Note 1	46,616	19	
Jusda Europe S.R.O.	Global Services Solutions S.R.O.	Subsidiary	Sales	139,626	12	Payment term 45 days	Note 1	Note 1	12,889	5	
Hunan Jusda Supply Chain Management Co., Ltd.	Jusda Supply Chain Management International Co., Ltd.	Subsidiary	Sales	332,563	47	Payment term 45 days	Note 1	Note 1	129,895	71	
Sharp Jusda Logistics Corporation	Sharp Jusda Logistics (Germany) GmbH	Subsidiary	Sales	226,451	1	Payment term 30 days	Note 1	Note 1	65,993	2	
Sharp Jusda Logistics Corporation	Sharp Jusda Logistics Corporation (US)	Subsidiary	Sales	833,357	3	Net 30 days	Note 1	Note 1	693,094	19	
Sharp Jusda Logistics Corporation	Innolux Corporation	Other related party	Purchases	101,694	-	Payment term 30 days	Note 1	Note 1	( 23,790)	( 1)	
Sharp Jusda Logistics Corporation	Sharp Corporation	Affiliate	Sales	6,263,452	22	Payment term 30 days	Note 1	Note 1	857,810	24	
Sharp Jusda Logistics Corporation	Sharp Corporation	Affiliate	Purchases	15,583,706	56	Payment term 30 days	Note 1	Note 1	( 731,757)	( 19)	
Sharp Jusda Logistics Corporation	Sharp Energy Solutions Corporation	Affiliate	Sales	326,356	1	Payment term 30 days	Note 1	Note 1	34,140	1	
Sharp Jusda Logistics Corporation	Sharp Marketing Japan Corporation	Affiliate	Sales	1,989,573	7	Payment term 30 days	Note 1	Note 1	262,614	7	
Sharp Jusda Logistics Corporation	Sharp Hong Kong Limited	Affiliate	Sales	275,478	1	Payment term 30 days	Note 1	Note 1	65,274	2	
Sharp Jusda Logistics Corporation	Nanjing Sharp Electronics Co., Ltd.	Affiliate	Purchases	176,541	1	Payment term 60 days	Note 1	Note 1	-	-	
Sharp Jusda Logistics Corporation	Sharp (Phils.) Corporation	Affiliate	Sales	136,803	-	Payment term 30 days	Note 1	Note 1	35,158	1	

Purchaser/seller	Counterparty	Relationship with the counterparty	Transaction		Differences in transaction terms compared to third party transactions				Notes/accounts receivable (payable)		Footnote
			Purchases (sales)	Amount	Percentage of total purchases (sales)	Credit term	Unit price	Credit term	Balance	Percentage of total notes/accounts receivable (payable)	
Sharp Jusda Logistics Corporation	Sharp Appliances (Thailand) Ltd.	Affiliate	Sales	\$ 186,410	1	Payment term 30 days	Note 1	Note 1	\$ 50,637	1	
Sharp Jusda Logistics Corporation	Sharp Middle East Free Zone Establishment	Affiliate	Sales	125,993	-	Payment term 30 days	Note 1	Note 1	26,165	1	
Sharp Jusda Logistics Corporation	Sharp Electronics Corporation	Affiliate	Purchases	106,831	-	Net 7 days	Note 1	Note 1	( 34,730)	( 1)	
Sharp Jusda Logistics Corporation	Dynabook, Inc.	Affiliate	Sales	443,943	2	Payment term 30 days	Note 1	Note 1	79,465	2	
Sharp Jusda Logistics Corporation	Sharp NEC Display Solutions Europe GmbH	Affiliate	Sales	180,277	1	Net 30 days	Note 1	Note 1	76,183	2	
HeNan FuChi Technology Co., Ltd.	Futaihua Industrial (Shenzhen) Co., Ltd.	Subsidiary	Sales	1,128,258	-	Payment term 90 days	Note 1	Note 1	1,131,913	1	
HeNan FuChi Technology Co., Ltd.	Hongfujin Precision Electronics (Zhenzhou) Co., Ltd.	Subsidiary	Sales	599,098,969	96	Payment term 90 days	Note 1	Note 1	139,986,342	98	
HeNan FuChi Technology Co., Ltd.	Foxconn Precision Electronics (Taiyuan) Co., Ltd.	Subsidiary	Sales	19,047,988	3	Payment term 90 days	Note 1	Note 1	2,126,776	1	
HeNan FuChi Technology Co., Ltd.	Hon Fujin Precision Industry (Taiyuan) Co., Ltd.	Affiliate	Sales	1,598,720	-	Payment term 90 days	Note 1	Note 1	-	-	
HeNan FuChi Technology Co., Ltd.	Garuda International Limited	Affiliate	Purchases	105,824	-	Payment term 90 days	Note 1	Note 1	( 486)	-	
Jusda India Supply Chain Management Private Limited	Bharat FIH Private Limited	Subsidiary	Sales	117,433	22	Payment term 30 days	Note 1	Note 1	23,915	21	
Jusda India Supply Chain Management Private Limited	Foxconn Hon Hai Technology India Mega Development Private Limited	Subsidiary	Sales	122,738	23	Net 60 days	Note 1	Note 1	19,999	18	
ChongQing FuGui Electronics Co., Ltd.	Nanning Fugui Precision Industrial Co., Ltd.	Subsidiary	Sales	825,245	23	Net 90 days	Note 1	Note 1	97,511	72	
ChongQing FuGui Electronics Co., Ltd.	Mega Well Limited	Subsidiary	Sales	2,633,943	74	Payment term 60 days	Note 1	Note 1	38,454	28	
ChongQing FuGui Electronics Co., Ltd.	Pan-International Industrial Corp.	Affiliate	Purchases	106,175	-	Net 90 days	Note 1	Note 1	( 5)	-	
ChongQing FuGui Electronics Co., Ltd.	Garuda International Limited	Affiliate	Purchases	124,062	5	Net 90 days	Note 1	Note 1	( 98,627)	( 1)	
Shenzhen FuLian Fugui Precision Industry Co., Ltd.	Ingrasys Technology Co., Ltd.	Subsidiary	Sales	275,742	-	Net 90 days	Note 1	Note 1	211,254	-	
Shenzhen FuLian Fugui Precision Industry Co., Ltd.	Hongfujin Precision Industry (Shenzhen) Co., Ltd.	Subsidiary	Sales	304,498	-	Payment term 60 days	Note 1	Note 1	99,686	-	
Shenzhen FuLian Fugui Precision Industry Co., Ltd.	HongFuJing Precision Electronics (TianJin) Co., Ltd.	Subsidiary	Sales	127,235	-	Net 90 days	Note 1	Note 1	165,410	-	
Shenzhen FuLian Fugui Precision Industry Co., Ltd.	Nanning Fugui Precision Industrial Co., Ltd.	Subsidiary	Sales	2,366,104	2	Net 60 days	Note 1	Note 1	960,705	2	
Shenzhen FuLian Fugui Precision Industry Co., Ltd.	Profit New Limited	Subsidiary	Sales	36,717,023	25	Net 90 days	Note 1	Note 1	19,869,543	36	
Shenzhen FuLian Fugui Precision Industry Co., Ltd.	Mega Well Limited	Subsidiary	Sales	108,258,626	73	Net 90 days	Note 1	Note 1	33,851,938	61	
Shenzhen FuLian Fugui Precision Industry Co., Ltd.	Pan-International Sunrise Trading Corp.	Affiliate	Purchases	167,111	10	Payment term 30 days	Note 1	Note 1	-	-	

Purchaser/seller	Counterparty	Relationship with the counterparty	Purchases (sales)	Differences in transaction terms compared to third party							Notes/accounts receivable (payable)	Percentage of total notes/accounts receivable (payable)	Footnote
				Transaction		transactions		Notes/accounts receivable (payable)					
				Amount	Percentage of total purchases (sales)	Credit term	Unit price	Credit term	Balance				
Shenzhen FuLian Fugui Precision Industry Co., Ltd.	Garuda International Limited	Affiliate	Purchases	\$ 427,075	9	Net 90 days	Note 1	Note 1	(\$ 203,032)	-			
Shenzhen FuLian Fugui Precision Industry Co., Ltd.	Cheng Uei Precision Industry Co., Ltd.	Other related party	Purchases	503,401	14	Net 90 days	Note 1	Note 1	-	-			
Cloud Network Technology Singapore Pte. Ltd.	Ambit Microsystems (Shanghai) Co., Ltd.	Subsidiary	Sales	992,219	-	Payment term 60 days	Note 1	Note 1	27,104	-			
Cloud Network Technology Singapore Pte. Ltd.	Ingrasys Technology Co., Ltd.	Subsidiary	Sales	258,831	-	Payment term 90 days	Note 1	Note 1	53,574	-			
Cloud Network Technology Singapore Pte. Ltd.	Ingrasys Technology USA Inc.	Subsidiary	Sales	21,036,989	2	Payment term 30 days	Note 1	Note 1	3,749,129	1			
Cloud Network Technology Singapore Pte. Ltd.	Hongfujin Precision Industry (Shenzhen) Co., Ltd.	Subsidiary	Sales	189,383	-	Net 30 days	Note 1	Note 1	36,098	-			
Cloud Network Technology Singapore Pte. Ltd.	Foxconn CZ S.R.O.	Subsidiary	Sales	15,705,608	2	Net 60 days	Note 1	Note 1	9,694,646	4			
Cloud Network Technology Singapore Pte. Ltd.	Funing Precision Component Co., Ltd.	Subsidiary	Sales	37,818,571	4	Net 180 days	Note 1	Note 1	5,036,751	2			
Cloud Network Technology Singapore Pte. Ltd.	Hongfujin Precision Electronics (Yantai) Co., Ltd.	Subsidiary	Sales	1,056,154	-	Net 60 days	Note 1	Note 1	35,962	-			
Cloud Network Technology Singapore Pte. Ltd.	Foxconn Technology (India) Private Limited	Subsidiary	Sales	569,359	-	Net 90 days	Note 1	Note 1	387,552	-			
Cloud Network Technology Singapore Pte. Ltd.	Foxconn Technology CZ S.R.O.	Subsidiary	Sales	151,179	-	Net 60 days	Note 1	Note 1	42,956	-			
Cloud Network Technology Singapore Pte. Ltd.	Hongfujing Precision Electronics (Tianjin) Co., Ltd.	Subsidiary	Sales	30,501,834	3	Net 45 days	Note 1	Note 1	6,404,441	3			
Cloud Network Technology Singapore Pte. Ltd.	Nanning Fugui Precision Industrial Co., Ltd.	Subsidiary	Sales	11,664,656	1	Payment term 90 days	Note 1	Note 1	1,883,810	1			
Cloud Network Technology Singapore Pte. Ltd.	Profit New Limited	Subsidiary	Sales	121,535	-	Net 90 days	Note 1	Note 1	149,524	-			
Cloud Network Technology Singapore Pte. Ltd.	Mega Well Limited	Subsidiary	Sales	971,917	-	Payment term 30 days	Note 1	Note 1	411,264	-			
Cloud Network Technology Singapore Pte. Ltd.	Ingrasys (Singapore) Pte. Ltd.	Subsidiary	Sales	2,413,581	-	Payment term 30 days	Note 1	Note 1	715,988	-			
Cloud Network Technology Singapore Pte. Ltd.	Hongfujing Precision Electronics (Guiyang) Co., Ltd.	Subsidiary	Sales	1,451,656	-	Net 90 days	Note 1	Note 1	412,345	-			
Cloud Network Technology Singapore Pte. Ltd.	Shenzhen FuLian Fugui Precision Industry Co., Ltd.	Subsidiary	Sales	10,670,558	1	Net 60 days	Note 1	Note 1	1,294,752	1			
Cloud Network Technology Singapore Pte. Ltd.	Cloud Network Technology USA Inc.	Subsidiary	Sales	48,418,770	5	Net 60 days	Note 1	Note 1	35,008,886	14			
Cloud Network Technology Singapore Pte. Ltd.	IPL International Limited	Subsidiary	Sales	561,227	-	Net 180 days	Note 1	Note 1	370,395	-			
Cloud Network Technology Singapore Pte. Ltd.	FII USA Inc.	Subsidiary	Sales	176,346	-	Payment term 30 days	Note 1	Note 1	172,897	-			
Cloud Network Technology Singapore Pte. Ltd.	Fuyu Precision Component Co., Ltd.	Subsidiary	Sales	28,696,991	3	Payment term 60 days	Note 1	Note 1	15,529,233	6			
Cloud Network Technology Singapore Pte. Ltd.	Fuhong Cloud Computing (Tianjin) Co., Ltd.	Subsidiary	Sales	3,771,466	-	Payment term 90 days	Note 1	Note 1	2,257,877	1			

Purchaser/seller	Counterparty	Relationship with the counterparty	Transaction		Differences in transaction terms compared to third party transactions		Notes/accounts receivable (payable)		Footnote		
			Purchases (sales)	Amount	Percentage of total purchases		Unit price	Credit term		Balance	Percentage of total notes/accounts receivable (payable)
					(sales)	Credit term					
Cloud Network Technology Singapore Pte. Ltd.	NSG Technology Inc.	Subsidiary	Sales	\$ 108,932	-	Net 60 days	Note 1	Note 1	\$ 15,401	-	
Cloud Network Technology Singapore Pte. Ltd.	Fuhong Precision Component (Bac Giang) Limited	Subsidiary	Sales	36,454,237	4	Net 30 days	Note 1	Note 1	5,183,409	2	
Cloud Network Technology Singapore Pte. Ltd.	Fenix Industria De Electronicos Ltda.	Subsidiary	Sales	139,753	-	Net 60 days	Note 1	Note 1	2,439	-	
Cloud Network Technology Singapore Pte. Ltd.	Foxconn MOEBG Industria De Electronicos Ltda.	Subsidiary	Sales	598,045	-	Net 90 days	Note 1	Note 1	273,426	-	
Cloud Network Technology Singapore Pte. Ltd.	CyberTAN Technology Inc.	Affiliate	Purchases	533,805	12	Net 75 days	Note 1	Note 1	( 108,466)	-	
Cloud Network Technology Singapore Pte. Ltd.	FTP Technology Inc.	Affiliate	Purchases	246,491	11	Payment term 90 days	Note 1	Note 1	( 105,463)	-	
Cloud Network Technology Singapore Pte. Ltd.	Garuda International Limited	Affiliate	Purchases	912,996	10	Net 90 days	Note 1	Note 1	-	-	
Cloud Network Technology Singapore Pte. Ltd.	Boardtek Electronics Corporation	Affiliate	Purchases	136,516	12	Payment term 90 days	Note 1	Note 1	-	-	
Cloud Network Technology Singapore Pte. Ltd.	Sharp Corporation	Affiliate	Sales	829,531	-	Net 120 days	Note 1	Note 1	150,067	-	
Cloud Network Technology Kft.	Ingrasys (Singapore) Pte. Ltd.	Subsidiary	Sales	3,145,320	-	Net 30 days	Note 1	Note 1	387,762	6	
Cloud Network Technology (Samoa) Limited	Foxconn Precision International Limited	Subsidiary	Sales	50,666,329	100	Net 30 days	Note 1	Note 1	40,961,684	100	
Fulian Technology (Shanxi) Co., Ltd.	Fulian Technology (Jiyuan) Co., Ltd.	Subsidiary	Sales	322,368	1	Net 30 days	Note 1	Note 1	140,434	1	
Fulian Technology (Shanxi) Co., Ltd.	Jincheng Futaihua Precision Electronic Co., Ltd.	Subsidiary	Sales	10,801,280	31	Net 30 days	Note 1	Note 1	7,095,382	61	
Fulian Technology (Shanxi) Co., Ltd.	Shenzhen Zhenzhi Precision Technology Co., Ltd.	Subsidiary	Sales	394,111	1	Net 90 days	Note 1	Note 1	170,577	1	
Fulian Technology (Shanxi) Co., Ltd.	Cloud Network Technology (Samoa) Limited	Subsidiary	Sales	125,730	-	Net 45 days	Note 1	Note 1	71,999	1	
Fulian Technology (Shanxi) Co., Ltd.	IPL International Limited	Subsidiary	Sales	20,941,229	59	Net 45 days	Note 1	Note 1	1,757,837	15	
Fulian Technology (Shanxi) Co., Ltd.	Fulian Technology (Wuhan) Co., Ltd.	Subsidiary	Sales	880,919	2	Net 90 days	Note 1	Note 1	594,749	5	
Fulian Technology (Shanxi) Co., Ltd.	Fulian Technology (Lankao) Co., Ltd.	Subsidiary	Sales	1,239,068	4	Net 90 days	Note 1	Note 1	970,015	8	
Fulian Technology (Shanxi) Co., Ltd.	Hon Fujin Precision Industry (Taiyuan) Co., Ltd.	Affiliate	Sales	128,377	-	Payment term 90 days	Note 1	Note 1	514,598	4	
Fulian Technology (Shanxi) Co., Ltd.	Hon Fujin Precision Industry (Taiyuan) Co., Ltd.	Affiliate	Purchases	6,326,849	10	Net 30 days	Note 1	Note 1	-	-	
Cloud Network Technology USA Inc.	Foxconn CZ S.R.O.	Subsidiary	Sales	199,634	2	Payment term 30 days	Note 1	Note 1	16,835	-	
Cloud Network Technology USA Inc.	Nanning Fugui Precision Industrial Co., Ltd.	Subsidiary	Sales	1,094,673	12	Net 45 days	Note 1	Note 1	775,393	4	
Cloud Network Technology USA Inc.	Cloud Network Technology Singapore Pte. Ltd.	Subsidiary	Sales	7,084,516	80	Payment term 90 days	Note 1	Note 1	2,215,252	11	



Purchaser/seller	Counterparty	Relationship with the counterparty	Transaction		Differences in transaction terms compared to third party transactions				Notes/accounts receivable (payable)		Footnote
			Purchases (sales)	Amount	Percentage of total purchases		Unit price	Credit term	Balance	Percentage of total notes/accounts receivable (payable)	
					(sales)	Credit term					
Cloud Network Technology USA Inc.	NSG Technology Inc.	Subsidiary	Sales	\$ 228,946	3	Payment term 30 days	Note 1	Note 1	\$ 53,828	-	
IPL International Limited	Fulian Technology (Jiyuan) Co., Ltd.	Subsidiary	Sales	853,027	-	Net 90 days	Note 1	Note 1	214,639	-	
IPL International Limited	Jincheng Futaihua Precision Electronic Co., Ltd.	Subsidiary	Sales	871,077	-	Payment term 30 days	Note 1	Note 1	310,630	-	
IPL International Limited	Foxconn Precision International Limited	Subsidiary	Sales	457,983,297	99	Net 45 days	Note 1	Note 1	81,810,980	98	
IPL International Limited	Shenzhen Yuzhan Precision Technology Co., Ltd.	Subsidiary	Sales	1,361,422	-	Payment term 30 days	Note 1	Note 1	317,649	-	
IPL International Limited	Fulian Technology (Shanxi) Co., Ltd.	Subsidiary	Sales	666,877	-	Net 60 days	Note 1	Note 1	306,792	-	
IPL International Limited	Fulian Technology (Lankao) Co., Ltd.	Subsidiary	Sales	173,876	-	Net 45 days	Note 1	Note 1	77,772	-	
Jusda Supply Chain Management Corporation	Jusda International Limited	Subsidiary	Sales	263,572	8	Payment term 30 days	Note 1	Note 1	287,678	35	
Jusda Supply Chain Management Corporation	Belkin International, Inc.	Subsidiary	Sales	197,594	6	Payment term 30 days	Note 1	Note 1	13,990	2	
Jusda Supply Chain Management Corporation	Innolux USA Inc.	Other related party	Sales	230,809	7	Payment term 30 days	Note 1	Note 1	91,011	11	
Jusda Supply Chain Management Corporation	Dynabook Americas, Inc.	Affiliate	Sales	188,309	6	Payment term 15 days	Note 1	Note 1	5,960	1	
Fu Sheng Optoelectronics Technology (Kunshan) Co., Ltd.	Foxconn Interconnect Technology Limited	Subsidiary	Sales	981,059	100	Payment term 60 days	Note 1	Note 1	300,475	100	
AFE, Inc.	FIH USA Inc.	Subsidiary	Sales	442,500	81	Payment term 30 days	Note 1	Note 1	51,061	13	
Hon Fu Cheng Precision Electronics (Chengdu) Co., Ltd.	Falcon Precision Trading Pte. Ltd.	Subsidiary	Sales	75,198,283	100	Net 60 days	Note 1	Note 1	32,741,325	100	
Hon Fu Cheng Precision Electronics (Chengdu) Co., Ltd.	Garuda International Limited	Affiliate	Purchases	121,701	-	Net 90 days	Note 1	Note 1	( 22,060)	-	
Fortunebay Technology Pte. Ltd.	Ambit Microsystems (Shanghai) Co., Ltd.	Subsidiary	Sales	742,000	2	Net 45 days	Note 1	Note 1	94,796	2	
Fortunebay Technology Pte. Ltd.	Ingrasys Technology Co., Ltd.	Subsidiary	Sales	1,300,813	4	Net 45 days	Note 1	Note 1	289,361	5	
Fortunebay Technology Pte. Ltd.	Shenzhen Fu Tai Hong Precision Industry Co., Ltd.	Subsidiary	Sales	242,731	1	Net 45 days	Note 1	Note 1	31,744	1	
Fortunebay Technology Pte. Ltd.	FIH (Hong Kong) Limited	Subsidiary	Sales	2,077,506	7	Net 45 days	Note 1	Note 1	556,134	11	
Fortunebay Technology Pte. Ltd.	Bharat FIH Private Limited	Subsidiary	Sales	512,999	2	Net 45 days	Note 1	Note 1	158,055	3	
Fortunebay Technology Pte. Ltd.	Triple Win Technology (Shenzhen) Co., Ltd.	Subsidiary	Sales	496,944	2	Net 45 days	Note 1	Note 1	212,633	4	
Fortunebay Technology Pte. Ltd.	Foxconn (Kunshan) Computer Connector Co., Ltd.	Subsidiary	Sales	186,086	1	Net 45 days	Note 1	Note 1	27,785	1	
Fortunebay Technology Pte. Ltd.	Hongfutai Precision Electronics (Yantai) Co., Ltd.	Subsidiary	Sales	243,558	1	Net 45 days	Note 1	Note 1	63,811	1	

Purchaser/seller	Counterparty	Relationship with the counterparty	Transaction		Differences in transaction terms compared to third party transactions				Notes/accounts receivable (payable)		Footnote
			Purchases (sales)	Amount	Percentage of total purchases (sales)	Credit term	Unit price	Credit term	Balance	Percentage of total notes/accounts receivable (payable)	
Fortunebay Technology Pte. Ltd.	Hongfujin Precision Industry (Wuhan) Co., Ltd.	Subsidiary	Sales	\$ 309,497	1	Net 45 days	Note 1	Note 1	\$ 41,086	1	
Fortunebay Technology Pte. Ltd.	Futaihua Industrial (Shenzhen) Co., Ltd.	Subsidiary	Sales	1,848,197	6	Net 45 days	Note 1	Note 1	296,056	6	
Fortunebay Technology Pte. Ltd.	Honfujin Precision Electronics (Chongqing) Co., Ltd.	Subsidiary	Sales	125,093	-	Net 45 days	Note 1	Note 1	7,244	-	
Fortunebay Technology Pte. Ltd.	Hongfujing Precision Electronics (Tianjin) Co., Ltd.	Subsidiary	Sales	1,738,788	5	Net 45 days	Note 1	Note 1	223,733	4	
Fortunebay Technology Pte. Ltd.	Hongfujin Precision Electronics (Chengdu) Co., Ltd.	Subsidiary	Sales	5,882,923	18	Net 45 days	Note 1	Note 1	849,319	16	
Fortunebay Technology Pte. Ltd.	Fulian System Integration Electronics (Hangzhou) Co., Ltd.	Subsidiary	Sales	119,525	-	Net 45 days	Note 1	Note 1	5,639	-	
Fortunebay Technology Pte. Ltd.	Nanning Fugui Precision Industrial Co., Ltd.	Subsidiary	Sales	1,067,674	3	Net 45 days	Note 1	Note 1	267,633	5	
Fortunebay Technology Pte. Ltd.	Hongfujin Precision Electronics (Zhenzhou) Co., Ltd.	Subsidiary	Sales	122,334	-	Net 45 days	Note 1	Note 1	1,902	-	
Fortunebay Technology Pte. Ltd.	Foxconn Precision Electronics (Taiyuan) Co., Ltd.	Subsidiary	Sales	952,085	3	Net 45 days	Note 1	Note 1	-	-	
Fortunebay Technology Pte. Ltd.	Henan Fuchi Technology Co., Ltd.	Subsidiary	Sales	6,321,792	20	Net 45 days	Note 1	Note 1	1,007,082	19	
Fortunebay Technology Pte. Ltd.	Shenzhen Fulian Fugui Precision Industrial Co., Ltd.	Subsidiary	Sales	696,024	2	Net 45 days	Note 1	Note 1	129,582	2	
Fortunebay Technology Pte. Ltd.	Cloud Network Technology Singapore Pte. Ltd.	Subsidiary	Sales	2,065,925	6	Net 45 days	Note 1	Note 1	390,376	7	
Fortunebay Technology Pte. Ltd.	Taiyuan Fuchi Technology Co., Ltd.	Subsidiary	Sales	817,719	3	Net 45 days	Note 1	Note 1	220,648	4	
Fortunebay Technology Pte. Ltd.	Foxconn Brasil Industria E Comercio Ltda.	Subsidiary	Sales	136,543	-	Net 45 days	Note 1	Note 1	26,928	1	
Fortunebay Technology Pte. Ltd.	Foxconn Hon Hai Technology India Mega Development Private Limited	Subsidiary	Sales	176,483	1	Net 45 days	Note 1	Note 1	93,705	2	
Fortunebay Technology Pte. Ltd.	Interface Technology (Chengdu) Co., Ltd.	Affiliate	Sales	397,943	1	Net 45 days	Note 1	Note 1	43,215	1	
Fortunebay Technology Pte. Ltd.	Interface Optoelectronics (SZ) Co., Ltd.	Affiliate	Sales	141,395	-	Net 45 days	Note 1	Note 1	8,930	-	
Fortunebay Technology Pte. Ltd.	Ennoconn (Suzhou) Technology Co., Ltd.	Affiliate	Sales	192,824	1	Net 45 days	Note 1	Note 1	29,030	1	
Fulian Technology (Wuhan) Co., Ltd.	Fulian Technology (Jiyuan) Co., Ltd.	Subsidiary	Sales	7,765,730	91	Payment term 90 days	Note 1	Note 1	1,729,447	88	
Fulian Technology (Wuhan) Co., Ltd.	Shenzhensi Yuzhan Precision Technology Co., Ltd.	Subsidiary	Sales	415,466	5	Net 90 days	Note 1	Note 1	-	-	
Fulian Technology (Wuhan) Co., Ltd.	Fulian Technology (Lankao) Co., Ltd.	Subsidiary	Sales	145,199	2	Net 90 days	Note 1	Note 1	162,250	8	
Fulian Technology (Wuhan) Co., Ltd.	Hon Fujin Precision Industry (Taiyuan) Co., Ltd.	Affiliate	Purchases	363,722	14	Net 90 days	Note 1	Note 1	-	-	
Fulian Technology (Hebi) Co., Ltd.	Futaihua Precision Electronics (Zhenzhou) Co., Ltd.	Subsidiary	Sales	1,328,549	14	Net 30 days	Note 1	Note 1	437,384	16	

Purchaser/seller	Counterparty	Relationship with the counterparty	Transaction		Differences in transaction terms compared to third party transactions				Notes/accounts receivable (payable)		Footnote
			Purchases (sales)	Amount	Percentage of total purchases		Unit price	Credit term	Balance	Percentage of total notes/accounts receivable (payable)	
					(sales)	Credit term					
Fulian Technology (Hebi) Co., Ltd.	Fulian Technology (Jiyuan) Co., Ltd.	Subsidiary	Sales	\$ 1,229,430	13	Payment term 90 days	Note 1	Note 1	\$ 307,948	11	
Fulian Technology (Hebi) Co., Ltd.	Henan Yuzhan Precision Technology Co., Ltd.	Subsidiary	Sales	2,666,657	29	Payment term 90 days	Note 1	Note 1	404,213	15	
Fulian Technology (Hebi) Co., Ltd.	Jincheng Futaihua Precision Electronic Co., Ltd.	Subsidiary	Sales	874,212	9	Payment term 90 days	Note 1	Note 1	460,523	17	
Fulian Technology (Hebi) Co., Ltd.	Shenzhenshi Yuzhan Precision Technology Co., Ltd.	Subsidiary	Sales	380,201	4	Payment term 90 days	Note 1	Note 1	115,816	4	
Fulian Technology (Hebi) Co., Ltd.	Fulian Technology (Shanxi) Co., Ltd.	Subsidiary	Sales	310,594	3	Payment term 90 days	Note 1	Note 1	95,435	4	
Fulian Technology (Hebi) Co., Ltd.	IPL International Limited	Subsidiary	Sales	1,191,240	13	Payment term 90 days	Note 1	Note 1	309,112	11	
Fulian Technology (Hebi) Co., Ltd.	Fulian Technology (Wuhan) Co., Ltd.	Subsidiary	Sales	198,128	2	Payment term 90 days	Note 1	Note 1	55,231	2	
Fulian Technology (Hebi) Co., Ltd.	Fulian Technology (Lankao) Co., Ltd.	Subsidiary	Sales	357,273	4	Payment term 90 days	Note 1	Note 1	233,592	9	
Fulian Technology (Hebi) Co., Ltd.	Hon Fujin Precision Industry (Taiyuan) Co., Ltd.	Affiliate	Sales	631,552	7	Net 90 days	Note 1	Note 1	226,272	8	
Shenzhen Jingjiang Yunchuang Technology Co., Ltd.	Futaihua Industrial (Shenzhen) Co., Ltd.	Subsidiary	Sales	166,949	-	Net 90 days	Note 1	Note 1	35,129	5	
Shenzhen Jingjiang Yunchuang Technology Co., Ltd.	Futaihua Precision Electronics (Zhenzhou) Co., Ltd.	Subsidiary	Sales	149,578	-	Payment term 90 days	Note 1	Note 1	8,519	1	
Shenzhen Jingjiang Yunchuang Technology Co., Ltd.	Fulian Technology (Jiyuan) Co., Ltd.	Subsidiary	Sales	245,041	-	Payment term 90 days	Note 1	Note 1	6,230	1	
Shenzhen Jingjiang Yunchuang Technology Co., Ltd.	Henan Yuzhan Precision Technology Co., Ltd.	Subsidiary	Sales	237,231	-	Net 30 days	Note 1	Note 1	92,924	12	
Shenzhen Jingjiang Yunchuang Technology Co., Ltd.	Shenzhenshi Yuzhan Precision Technology Co., Ltd.	Subsidiary	Sales	452,893	-	Payment term 90 days	Note 1	Note 1	92,788	12	
Shenzhen Jingjiang Yunchuang Technology Co., Ltd.	Fulian Technology (Wuhan) Co., Ltd.	Subsidiary	Sales	198,738	-	Net 60 days	Note 1	Note 1	12,659	2	
Shenzhen Jingjiang Yunchuang Technology Co., Ltd.	Fulian Technology (Hebi) Co., Ltd.	Subsidiary	Sales	183,832	-	Payment term 30 days	Note 1	Note 1	90,672	12	
Shenzhen Jingjiang Yunchuang Technology Co., Ltd.	Fulian Technology (Lankao) Co., Ltd.	Subsidiary	Sales	222,959	-	Payment term 30 days	Note 1	Note 1	11,394	1	
Shenzhen Jingjiang Yunchuang Technology Co., Ltd.	Hon Fujin Precision Industry (Taiyuan) Co., Ltd.	Affiliate	Sales	148,128	-	Net 90 days	Note 1	Note 1	31,729	4	
Sharp Jusda Logistics Malaysia Sdn. Bhd.	Sharp Electronics (Malaysia) Sdn. Bhd.	Affiliate	Sales	246,669	77	Payment term 30 days	Note 1	Note 1	20,048	80	
Sharp Jusda Logistics (Hong Kong) Co., Ltd.	Sharp Corporation	Affiliate	Sales	273,954	42	Payment term 30 days	Note 1	Note 1	-	-	
Sharp Jusda Logistics (Hong Kong) Co., Ltd.	Sharp Hong Kong Limited	Affiliate	Sales	376,843	58	Payment term 30 days	Note 1	Note 1	-	-	
Triple Win Technology (JinCheng) Co., Ltd.	Triple Win Technology (Shenzhen) Co., Ltd.	Subsidiary	Sales	6,528,429	79	Payment term 90 days	Note 1	Note 1	962,869	79	
Triple Win Technology (JinCheng) Co., Ltd.	Best Ever Industries Ltd.	Subsidiary	Sales	1,146,873	14	Payment term 90 days	Note 1	Note 1	147,219	12	

Purchaser/seller	Counterparty	Relationship with the counterparty	Transaction		Differences in transaction terms compared to third party transactions				Notes/accounts receivable (payable)		Footnote
			Purchases (sales)	Amount	Percentage of total purchases		Unit price	Credit term	Balance	Percentage of total notes/accounts receivable (payable)	
					(sales)	Credit term					
HCC Teletron (HK) Technology Co., Limited	Hongfujin Precision Industry (Shenzhen) Co., Ltd.	Subsidiary	Sales	\$ 257,727	33	Payment term 30 days	Note 1	Note 1	\$ 117,965	76	
Likom De Mexico S.A. De C.V.	Cloud Network Technology Singapore Pte. Ltd.	Subsidiary	Sales	316,236	32	Payment term 90 days	Note 1	Note 1	13,766	100	
Belkin International, Inc.	Linksys Holdings, Inc.	Affiliate	Sales	104,478	1	Payment term 90 days	Note 1	Note 1	-	-	
Fine Tech Corporation	Simply Smart Limited	Subsidiary	Sales	117,229	32	Net 90 days	Note 1	Note 1	4,866	4	
BangTai International Logistics Co., Ltd.	Jusda International Limited	Subsidiary	Sales	388,655	25	Net 60 days	Note 1	Note 1	254,834	70	
FII USA INC.	Ingrasys Technology USA Inc.	Subsidiary	Sales	270,116	-	Payment term 90 days	Note 1	Note 1	391,112	8	
Polight Technologies Ltd.	Best Ever Industries Ltd.	Subsidiary	Sales	287,083	100	Payment term 30 days	Note 1	Note 1	68,119	100	
Kunshan Tengyang Intelligent Technology Co., Ltd.	Foxconn (Kunshan) Computer Connector Co., Ltd.	Subsidiary	Sales	139,634	59	Payment term 90 days	Note 1	Note 1	-	-	
FE Holdings USA, Inc.	Fast Victor Limited	Subsidiary	Sales	112,280	53	Net 10 days	Note 1	Note 1	-	-	
Fulian Technology (Lankao) Co., Ltd.	Fulian Technology (Jiyuan) Co., Ltd.	Subsidiary	Sales	701,491	7	Payment term 90 days	Note 1	Note 1	77,356	5	
Fulian Technology (Lankao) Co., Ltd.	Henan Yuzhan Precision Technology Co., Ltd.	Subsidiary	Sales	127,360	1	Payment term 90 days	Note 1	Note 1	2,069	-	
Fulian Technology (Lankao) Co., Ltd.	Jincheng Futaihua Precision Electronic Co., Ltd.	Subsidiary	Sales	112,322	1	Payment term 90 days	Note 1	Note 1	-	-	
Fulian Technology (Lankao) Co., Ltd.	Lankao YuFu Precision Technology Co., Ltd.	Subsidiary	Sales	216,267	2	Payment term 90 days	Note 1	Note 1	70,293	4	
Fulian Technology (Lankao) Co., Ltd.	IPL International Limited	Subsidiary	Sales	8,233,804	87	Payment term 90 days	Note 1	Note 1	1,546,069	91	
Fulian Technology (Lankao) Co., Ltd.	Fulian Technology (Hebi) Co., Ltd.	Subsidiary	Sales	112,054	1	Payment term 90 days	Note 1	Note 1	-	-	
ICSA, Inc.	Ingrasys Technology USA Inc.	Subsidiary	Sales	129,511	1	Payment term 60 days	Note 1	Note 1	3,574	100	
Shanghai Topone Logistics Co., Ltd.	Shenzhen Fertile Plan international Logistics Co., Ltd.	Subsidiary	Sales	182,354	5	Payment term 30 days	Note 1	Note 1	42,197	6	
Shenzhen Zhizaogu Industrial Internet Innovation Center Co., Ltd.	Shenzhen Jingjiang Yunchuang Technology Co., Ltd.	Subsidiary	Sales	131,848	-	Payment term 90 days	Note 1	Note 1	4,410	5	
Fuyu Precision Component Co., Ltd.	Cloud Network Technology Singapore Pte. Ltd.	Subsidiary	Sales	28,440,126	100	Payment term 60 days	Note 1	Note 1	14,948,061	100	
Sharp Jusda Logistics (Germany) GmbH	Sharp Jusda Logistics Corporation	Subsidiary	Sales	125,766	25	Payment term 30 days	Note 1	Note 1	13,575	16	
Sharp Jusda Logistics (Germany) GmbH	Sharp Devices (Europe) GmbH	Affiliate	Sales	366,253	72	Payment term 30 days	Note 1	Note 1	-	-	
Jusda Energy Technology (Zhoushan) Co., Ltd.	Jusda Energy Technology (Shanghai) Co., Ltd.	Subsidiary	Sales	305,419	51	Payment term 30 days	Note 1	Note 1	15,935	65	
Sharp Jusda Logistics Corporation(US)	Sharp Electronics Corporation	Affiliate	Sales	1,370,080	96	Payment term 30 days	Note 1	Note 1	318,754	86	

Purchaser/seller	Counterparty	Relationship with the counterparty	Transaction		Differences in transaction terms compared to third party transactions		Notes/accounts receivable (payable)		Percentage of total notes/accounts receivable (payable)	Footnote
			Purchases (sales)	Amount	Credit term	Unit price	Credit term	Balance		
					Percentage of total purchases (sales)					
Hengyang Yuzhan Precision Technology Co., Ltd.	Futaihua Precision Electronics (Zhengzhou) Co., Ltd.	Subsidiary	Sales	\$ 264,014	9	Payment term 90 days	Note 1	Note 1	\$ 17,605	3
Hengyang Yuzhan Precision Technology Co., Ltd.	Henan Yuzhan Precision Technology Co., Ltd.	Subsidiary	Sales	1,000,117	36	Payment term 90 days	Note 1	Note 1	171,566	27
Hengyang Yuzhan Precision Technology Co., Ltd.	Jincheng Futaihua Precision Electronic Co., Ltd.	Subsidiary	Sales	112,172	4	Net 30 days	Note 1	Note 1	15,808	2
Hengyang Yuzhan Precision Technology Co., Ltd.	Shenzhen Yuzhan Precision Technology Co., Ltd.	Subsidiary	Sales	1,306,213	47	Net 60 days	Note 1	Note 1	380,410	60
Zetmage Technologies Japan Inc.	Zetmage Solutions, Inc.	Affiliate	Sales	182,866	100	Advance payment	Note 1	Note 1	-	-
Shunyun Technology Holdings Limited	Shunsin Technology (Ha Noi, Vietnam) Limited	Subsidiary	Sales	403,443	21	Payment term 30 days	Note 1	Note 1	805,406	63
Shenzhen FII-LUSTER LightTech Co., Ltd.	Futaihua Precision Electronics (Zhengzhou) Co., Ltd.	Subsidiary	Sales	157,114	-	Net 30 days	Note 1	Note 1	89,304	16
Shenzhen FII-LUSTER LightTech Co., Ltd.	Shenzhen Yuzhan Precision Technology Co., Ltd.	Subsidiary	Sales	119,116	-	Net 30 days	Note 1	Note 1	62,807	11
Shenzhen FII-LUSTER LightTech Co., Ltd.	Fulian Technology (Shanxi) Co., Ltd.	Subsidiary	Sales	161,267	-	Net 30 days	Note 1	Note 1	177,582	32
Fuhong Cloud Computing (Tianjin) Co., Ltd.	Hongfujing Precision Electronics (Tianjin) Co., Ltd.	Subsidiary	Sales	1,055,683	-	Net 30 days	Note 1	Note 1	779,836	6
Fuhong Cloud Computing (Tianjin) Co., Ltd.	Profit New Limited	Subsidiary	Sales	2,701,008	-	Net 30 days	Note 1	Note 1	1,072,062	8
Shunyun Technology (Zhongshan) Limited	Shunyun Technology Holdings Limited	Subsidiary	Sales	199,182	96	Payment term 60 days	Note 1	Note 1	45,132	85
Fulain Technology (Zhoukou) Co., Ltd.	Shenzhen Yuzhan Precision Technology Co., Ltd.	Subsidiary	Sales	587,063	94	Net 30 days	Note 1	Note 1	535,432	98
Taiyuan Fuchi Technology Co.,Ltd.	Fast Victor Limited	Subsidiary	Sales	43,514,552	100	Net 30 days	Note 1	Note 1	20,301,333	100
NSG Technology Inc.	Ingrasys Technology USA Inc.	Subsidiary	Sales	196,451	4	Payment term 30 days	Note 1	Note 1	8	-
NSG Technology Inc.	Nanning Fugui Precision Industrial Co., Ltd.	Subsidiary	Sales	165,317	3	Payment term 30 days	Note 1	Note 1	8,676	4
NSG Technology Inc.	Mega Well Limited	Subsidiary	Sales	264,748	5	Payment term 30 days	Note 1	Note 1	27,966	11
NSG Technology Inc.	Cloud Network Technology USA Inc.	Subsidiary	Sales	3,940,300	81	Payment term 30 days	Note 1	Note 1	182,801	75
Premier Image Technology (China) Ltd.	Hongfujing Precision Industry (Shenzhen) Co., Ltd.	Subsidiary	Sales	258,682	11	Net 90 days	Note 1	Note 1	63,571	8
Premier Image Technology (China) Ltd.	eCMMS Precision Singapore Pte. Ltd.	Subsidiary	Sales	111,060	5	Payment term 90 days	Note 1	Note 1	39,472	5
Premier Image Technology (China) Ltd.	Champ Tech Optical (Foshan) Corporation	Affiliate	Sales	408,206	18	Payment term 90 days	Note 1	Note 1	193,003	26
Premier Image Technology (China) Ltd.	Pan-International Industrial Corp.	Affiliate	Purchases	192,146	9	90 days after validation	Note 1	Note 1	( 48,882) (	12)
Premier Image Technology (China) Ltd.	Dynabook Technology (Taiwan) Co., Ltd.	Affiliate	Sales	159,107	7	Payment term 60 days	Note 1	Note 1	35,539	5

Purchaser/seller	Counterparty	Relationship with the counterparty	Purchases (sales)	Differences in transaction terms compared to third party								Footnote
				Transaction		transactions		Notes/accounts receivable (payable)		Percentage of total notes/accounts receivable (payable)		
				Amount	Percentage of total purchases (sales)	Credit term	Unit price	Credit term	Balance			
Fuhong Precision Component (Bac Giang) Limited	Foxconn Interconnect Technology Limited	Subsidiary	Sales	\$ 1,558,547	4	Payment term 60 days	Note 1	Note 1	\$ 482,264	5		
Fuhong Precision Component (Bac Giang) Limited	Cloud Network Technology Singapore Pte. Ltd.	Subsidiary	Sales	42,735,302	96	Payment term 60 days	Note 1	Note 1	9,709,096	95		
Jusda International Supply Chain Management (Vietnam) Company Limited	FIH (Hong Kong) Limited	Subsidiary	Sales	343,610	17	Net 30 days	Note 1	Note 1	150,384	32		
Jusda International Supply Chain Management (Vietnam) Company Limited	Funing Precision Component Co., Ltd.	Subsidiary	Sales	588,667	29	Net 30 days	Note 1	Note 1	76,795	16		
Jusda International Supply Chain Management (Vietnam) Company Limited	Fuyu Precision Component Co., Ltd.	Subsidiary	Sales	227,226	11	Payment term 30 days	Note 1	Note 1	79,187	17		
Jusda International Supply Chain Management (Vietnam) Company Limited	Fuhong Precision Component (Bac Giang) Limited	Subsidiary	Sales	396,031	19	Net 30 days	Note 1	Note 1	59,413	13		
Jusda International Supply Chain Management (Vietnam) Company Limited	Sharp Electronics (Vietnam) Company Limited	Affiliate	Sales	131,518	6	Net 45 days	Note 1	Note 1	23,478	5		
Foxconn MOEBG Industria De Eletronicos Ltda.	Foxconn Brasil Industria E Comercio Ltda.	Subsidiary	Sales	2,564,328	29	Payment term 30 days	Note 1	Note 1	94,009	4		
Foxconn Hon Hai Technology India Mega Development Private Limited	Hongfujin Precision Electronics (Zhenzhou) Co., Ltd.	Subsidiary	Sales	278,154	1	Payment term 30 days	Note 1	Note 1	100,919	2		
Foxconn Hon Hai Technology India Mega Development Private Limited	Foxconn Precision Electronics (Taiyuan) Co., Ltd.	Subsidiary	Sales	420,374	1	Payment term 30 days	Note 1	Note 1	53,776	1		
Competition Team Technology (Vietnam) Company Limited	Sharp Manufacturing Corporation (Malaysia) Sdn. Bhd.	Affiliate	Purchases	205,743	4	Payment term 30 days	Note 1	Note 1	( 43,916) (	5)		
FuKang Technology Company limited	FIH (Hong Kong) Limited	Subsidiary	Sales	995,488	96	Net 90 days	Note 1	Note 1	905,958	95		

Note 1: The prices and terms to related parties were not significantly different from transactions with third parties, except for particular transactions with no similar transactions to compare with. For these transactions, the prices and terms were determined in accordance with mutual agreements.

Note 2: The Group sold materials to the above related parties for processing and repurchased the finished goods. The sales amount of materials and repurchase price of finished goods were offset against each other and shown at net amount in the financial statements.

Hon Hai Precision Industry Co., Ltd. and Subsidiaries  
 Receivables from related parties reaching NTS100 million or 20% of paid-in capital or more  
 December 31, 2021

Table 8

Expressed in thousands of TWD  
 (Except as otherwise indicated)

Creditor	Counterparty	Relationship with the counterparty	Balance as at December 31, 2021	Turnover rate	Overdue receivables		Amount collected subsequent to balance sheet date	Allowance for doubtful accounts
					Amount	Action taken		
Hon Hai Precision Industry Co., Ltd.	Foxconn (Far East) Limited and subsidiaries	Subsidiary	\$ 16,656,154	4	\$ 8,379,542	Subsequent Collection	\$ 9,415,989	\$ -
Hon Hai Precision Industry Co., Ltd.	Foxconn (Far East) Limited and subsidiaries	Subsidiary	87,382,226 (Shown as other receivables)(Note)		4,464,540	Subsequent Collection	40,169,364	-
Hon Hai Precision Industry Co., Ltd.	Hongfujin Precision Electronics (Zhenzhou) Co., Ltd.	Subsidiary	266,216,455 (Shown as other receivables)(Note)		1,354,675	Subsequent Collection	133,300,320	-
Hon Hai Precision Industry Co., Ltd.	Futaihua Industrial (Shenzhen) Co., Ltd.	Subsidiary	138,918,716 (Shown as other receivables)(Note)		8,517	Subsequent Collection	17,814,603	-
Hon Hai Precision Industry Co., Ltd.	Hongfujin Precision Electronics (Chengdu) Co., Ltd.	Subsidiary	156,300,860 (Shown as other receivables)(Note)		15,116,422	Subsequent Collection	47,454,204	-
Hon Hai Precision Industry Co., Ltd.	Foxconn Precision Electronics (Taiyuan) Co., Ltd.	Subsidiary	70,200,555 (Shown as other receivables)(Note)		670,603	Subsequent Collection	30,491,890	-
Hon Hai Precision Industry Co., Ltd.	HeNan FuChi Technology Co., Ltd.	Subsidiary	121,890,654 (Shown as other receivables)(Note)		-	-	90,451,944	-
Hon Hai Precision Industry Co., Ltd.	Hongfujin Precision Electronics (Zhenzhou) Co., Ltd.	Subsidiary	107,415,764	2	38,033	Subsequent Collection	53,785,390	-
Hon Hai Precision Industry Co., Ltd.	Futaihua Industrial (Shenzhen) Co., Ltd.	Subsidiary	14,611,644	3	-	-	1,873,762	-
Hon Hai Precision Industry Co., Ltd.	eCMMs Precision Singapore Pte. Ltd.	Subsidiary	10,113,641	2	4,607,367	Subsequent Collection	2,281,390	-
Hon Hai Precision Industry Co., Ltd.	Ningbo Innolux Display Ltd.	Other related party	711,185	4	-	-	393,265	267
Hon Hai Precision Industry Co., Ltd.	Innolux Corporation	Other related party	635,897	4	523	Subsequent Collection	309,366	238
Hon Hai Precision Industry Co., Ltd.	Ningbo Innolux Optoelectronics Ltd.	Other related party	634,249	4	-	-	345,991	238
Hon Hai Precision Industry Co., Ltd.	Goldtek Technology Co., Ltd.	Affiliate	434,861	3	-	-	324,867	163
Hon Hai Precision Industry Co., Ltd.	Sharp Corporation	Affiliate	332,912	14	11,900	Subsequent Collection	332,912	125
Hon Hai Precision Industry Co., Ltd.	Interface Optoelectronics (Wuxi) Co., Ltd.	Affiliate	234,601	3	-	-	85,733	88
Hon Hai Precision Industry Co., Ltd.	Foxconn Japan Co., Ltd.	Subsidiary	232,600	4	-	-	143,323	-
Hon Hai Precision Industry Co., Ltd.	Fuhong Precision Component (Bac Giang) Limited	Subsidiary	194,506	4	1,063	Subsequent Collection	98,831	-

Creditor	Counterparty	Relationship with the counterparty	Balance as at December 31, 2021	Turnover rate	Overdue receivables		Amount collected subsequent to the balance sheet date	Allowance for doubtful accounts
					Amount	Action taken		
Hon Hai Precision Industry Co., Ltd.	Funing Precision Component Co., Ltd.	Subsidiary	\$ 176,826	10	\$ 8,649	Subsequent Collection	\$ 102,023	\$ -
Hon Hai Precision Industry Co., Ltd.	Cheng Uei Precision Industry Co., Ltd.	Other related party	110,838	11	-	-	110,838	42
Hon Hai Precision Industry Co., Ltd.	Nanjing Sharp Electronics Co., Ltd.	Affiliate	108,864	5	4	Subsequent Collection	75,127	41
ShunSin Technology (Zhong Shan) Limited	Shunsin Technology Holdings Limited	Subsidiary	284,584	1	-	-	-	-
Ambit Microsystem (Shanghai) Co., Ltd.	Cloud Network Technology Singapore Pte. Ltd.	Subsidiary	704,642	9	129,049	Subsequent Collection	575,593	-
Ambit Microsystem (Shanghai) Co., Ltd.	Fuyu Precision Component Co., Ltd.	Subsidiary	168,599	1	23,388	Subsequent Collection	145,211	-
Ingrasys Technology Co., Ltd.	Ingrasys Technology USA Inc.	Subsidiary	2,274,685	4	-	-	-	-
Ingrasys Technology Co., Ltd.	Foxconn Technology (India) Private Limited	Subsidiary	753,102	3	-	-	-	-
Ingrasys Technology Co., Ltd.	Foxconn Technology CZ S.R.O.	Subsidiary	193,385	3	-	-	-	-
Ingrasys Technology Co., Ltd.	Hongfujin Precision Electronics (Tianjin) Co., Ltd.	Subsidiary	921,489	3	-	-	-	-
Ingrasys Technology Co., Ltd.	Nanning Fugui Precision Industrial Co., Ltd.	Subsidiary	335,912	4	-	-	-	-
Ingrasys Technology Co., Ltd.	Ingrasys (Singapore) Pte. Ltd.	Subsidiary	15,207,622	2	-	-	-	-
Ingrasys Technology Co., Ltd.	Ingrasys Technology Korea, Inc.	Subsidiary	157,481	4	-	-	-	-
Ingrasys Technology Co., Ltd.	Shenzhen FuLian Fugui Precision Industry Co., Ltd.	Subsidiary	687,992	10	-	-	-	-
Ingrasys Technology Co., Ltd.	Cloud Network Technology Singapore Pte. Ltd.	Subsidiary	500,505	3	-	-	-	-
Ingrasys Technology Co., Ltd.	Yuzhang Precision Technology Japan Co., Ltd.	Subsidiary	240,848	8	-	-	-	-
Ingrasys Technology Co., Ltd.	Cloud Network Technology Kft.	Subsidiary	128,537	8	-	-	-	-
Ingrasys Technology USA Inc.	eCMMS Precision Singapore Pte. Ltd.	Subsidiary	108,472	5	-	-	-	-
Ingrasys Technology USA Inc.	Ingrasys (Singapore) Pte. Ltd.	Subsidiary	632,269	6	-	-	-	-
Ingrasys Technology USA Inc.	FII USA Inc.	Subsidiary	154,292	5	-	-	-	-
Perobot Co., Ltd.	Cloud Network Technology Singapore Pte. Ltd.	Subsidiary	108,693	1	-	-	108,693	-
Hon-Ling Technology Co., Ltd.	Hongfujin Precision Electronics (Tianjin) Co., Ltd.	Subsidiary	637,057	1	-	-	419,943	-
Hon-Ling Technology Co., Ltd.	Mega Well Limited	Subsidiary	312,206	2	-	-	312,082	-
Foxconn Global Network Corporation	Asia Pacific Telecom Co., Ltd.	Subsidiary	113,446	1	-	-	-	-



Creditor	Counterparty	Relationship with the counterparty	Balance as at December 31, 2021	Turnover rate	Overdue receivables		Amount collected subsequent to the balance sheet date	Allowance for doubtful accounts
					Amount	Action taken		
Shenzhen Fu Tai Hong Precision Industry Co., Ltd.	Chiun Mai Communication Systems, Inc.	Subsidiary	\$ 286,659	5	\$ -	-	\$ 130,143	\$ -
Shenzhen Fu Tai Hong Precision Industry Co., Ltd.	FIH (Hong Kong) Limited	Subsidiary	20,531,679	5	-	-	4,441,685	-
Shenzhen Fu Tai Hong Precision Industry Co., Ltd.	Shenzhenshi Yuzhan Precision Technology Co., Ltd.	Subsidiary	264,836	7	-	-	63,859	-
Futaijing Precision Electronics (Beijing) Co., Ltd.	FIH (Hong Kong) Limited	Subsidiary	120,132	5	-	-	-	-
Futaijing Precision Electronics (Beijing) Co., Ltd.	FIH (Hong Kong) Limited	Subsidiary	113,687	5	-	-	1,224	-
FIH Precision Electronics (Lang Fang) Co., Ltd.	Shenzhenshi Yuzhan Precision Technology Co., Ltd.	Subsidiary	203,738	3	-	-	203,738	-
FIH (Hong Kong) Limited	Shenzhen FuTaiHong Precision Industry Co., Ltd.	Subsidiary	5,305,942	-	-	-	-	-
FIH (Hong Kong) Limited	Ensky Technology Pte. Ltd.	Subsidiary	16,956,469	2	-	-	7,722,720	-
FIH (Hong Kong) Limited	Sharp Corporation	Affiliate	1,391,847	6	-	-	834,354	522
FIH (Hong Kong) Limited	Yantai Xiaye Electrons Co., Ltd.	Affiliate	2,669,698	9	-	-	1,448,264	1,001
Nanning Futaihong Precision Industrial Co., Ltd.	Mega Well Limited	Subsidiary	247,497	10	-	-	247,497	-
Futaijing Precision Electrons (Yantai) Co., Ltd.	FIH (Hong Kong) Limited	Subsidiary	2,653,373	7	-	-	1,937,688	-
Hengyang Futaihong Precision Industry Co., Ltd.	FIH (Hong Kong) Limited	Subsidiary	8,960,710	3	-	-	6,551	-
Precision Technology Investment Pte. Ltd.	Simply Smart Limited	Subsidiary	164,254	1	-	-	164,254	-
Hongfujin Precision Industry (Shenzhen) Co., Ltd.	Fu Ding Precision Component (Shenzhen) Co., Ltd.	Subsidiary	100,073	1	-	-	80,847	-
Hongfujin Precision Industry (Shenzhen) Co., Ltd.	Triple Win Technology (Shenzhen) Co., Ltd.	Subsidiary	201,042	-	112,528	Subsequent Collection	102,777	-
Hongfujin Precision Industry (Shenzhen) Co., Ltd.	Hongfujin Precision Industry (Wuhan) Co., Ltd.	Subsidiary	128,926	1	20,100	Subsequent Collection	49,843	-
Hongfujin Precision Industry (Shenzhen) Co., Ltd.	Foxconn Image & Printing Product Pte. Ltd.	Subsidiary	2,880,537	-	15,874	Subsequent Collection	2,000,103	-
Hongfujin Precision Industry (Shenzhen) Co., Ltd.	Futaihua Industrial (Shenzhen) Co., Ltd.	Subsidiary	262,252	-	6,661	Subsequent Collection	207,581	-
Hongfujin Precision Industry (Shenzhen) Co., Ltd.	Falcon Precision Trading Pte. Ltd.	Subsidiary	776,674	1	231,249	Subsequent Collection	499,272	-
Hongfujin Precision Industry (Shenzhen) Co., Ltd.	Shenzhenshi Yuzhan Precision Technology Co., Ltd.	Subsidiary	424,174	-	139,527	Subsequent Collection	183,616	-
Hongfujin Precision Industry (Shenzhen) Co., Ltd.	Shenzhen FuLian Fugui Precision Industry Co., Ltd.	Subsidiary	247,241	1	3,746	Subsequent Collection	230,290	-
ShunSin Technology Holdings Limited	Shunyun Technology Holdings Limited	Subsidiary	186,895	1	-	-	-	-
Fu Ding Precision Component (Shenzhen) Co., Ltd.	New Beyond Maximum Industrial Limited	Subsidiary	6,041,509	2	3,270	Subsequent Collection	434,734	-

Creditor	Counterparty	Relationship with the counterparty	Balance as at December 31, 2021	Turnover rate	Overdue receivables		Amount collected subsequent to the balance sheet date	Allowance for doubtful accounts
					Amount	Action taken		
Fuding Electronic Technology (Jiashan) Co., Ltd.	Fuzhun Precision Tooling (Jiashan) Co., Ltd.	Subsidiary	\$ 131,086	1	\$ -	-	\$ 88,742	\$ -
Triple Win Technology (Shenzhen) Co., Ltd.	Best Ever Industries Limited	Subsidiary	19,103,246	1	-	-	19,103,246	-
Fuxiang Precision Industrial (Kunshan) Co., Ltd.	Fuding Electronic Technology (Jiashan) Co., Ltd.	Subsidiary	584,968	-	-	-	74,964	-
Foxconn (KunShan) Computer Connector Co., Ltd.	New Beyond Maximum Industrial Limited	Subsidiary	3,084,384	4	-	-	67,436	-
Foxconn Electronic Industrial Development (Kunshan) Co., Ltd.	Foxconn (Kunshan) Computer Connector Co., Ltd.	Subsidiary	2,472,698	3	526	Subsequent Collection	24,745	-
HighTech Electronics Components Inc.	Competition Team Ireland Limited	Subsidiary	363,992	2	-	-	-	-
Hongfutai Precision Electronics (Yantai) Co., Ltd.	Hongfutai Precision Electronics (Yantai) Co., Ltd.	Subsidiary	5,948,905	1	-	-	5,815,463	-
Hongfutai Precision Electronics (Yantai) Co., Ltd.	Guizhou Fuhuada Precision Electronics Co., Ltd.	Subsidiary	199,586	-	199,586	Subsequent Collection	199,586	-
Hongfutai Precision Electronics (Yantai) Co., Ltd.	Yantai Xiaye Electrons Co., Ltd.	Affiliate	318,233	1	442	Subsequent Collection	213,853	119
eCMMS S.A. De C.V.	Cloud Network Technology Singapore Pte. Ltd.	Subsidiary	321,600	1	-	-	321,600	-
Foxconn CZ S.R.O.	Foxconn Technology CZ S.R.O.	Subsidiary	125,875	7	-	-	-	-
Foxconn CZ S.R.O.	Cloud Network Technology Singapore Pte. Ltd.	Subsidiary	448,892	5	-	-	-	-
Fujian Precision Industrial (Jincheng) Co., Ltd.	Fast Victor Limited	Subsidiary	146,345	3	-	-	146,345	-
Hongzhun Precision Tooling (Kunshan) Co., Ltd.	Fuding Electronic Technology (Jiashan) Co., Ltd.	Subsidiary	2,332,950	1	-	-	1,848,042	-
Hongzhun Precision Tooling (Kunshan) Co., Ltd.	Fuxiang Precision Industrial (Kunshan) Co., Ltd.	Subsidiary	580,376	1	-	-	330,213	-
NWE Technology Inc.-USA/CA	IPL International Limited	Subsidiary	118,109	5	-	-	-	-
Foxconn Assembly LLC	Cloud Network Technology USA Inc.	Subsidiary	737,700	1	-	-	-	-
Shenzhen Fuhongjie Technology Service Co., Ltd.	FIH (Hong Kong) Limited	Subsidiary	119,310	1	98,891	Subsequent Collection	62,867	-
PCE Paragon Solutions (Mexico) S.A. de C.V.	Cloud Network Technology Singapore Pte. Ltd.	Subsidiary	127,285	3	-	-	127,285	-
Shenzhen Fertile Plan International Logistics Co., Ltd.	Futaihua Industrial (Shenzhen) Co., Ltd.	Subsidiary	108,519	-	-	-	43,997	-
Shenzhen Fertile Plan International Logistics Co., Ltd.	Honfutai Precision Electronics (Chongqing) Co., Ltd.	Subsidiary	114,697	1	-	-	83,427	-
Shenzhen Fertile Plan International Logistics Co., Ltd.	Hongfutai Precision Electronics (Tianjin) Co., Ltd.	Subsidiary	138,993	1	-	-	42,782	-
Shenzhen Fertile Plan International Logistics Co., Ltd.	Nanning Fugui Precision Industrial Co., Ltd.	Subsidiary	119,724	1	-	-	61,473	-
Shenzhen Fertile Plan International Logistics Co., Ltd.	Shenzhen FuLian Fugui Precision Industry Co., Ltd.	Subsidiary	108,092	-	-	-	45,002	-

Creditor	Counterparty	Relationship with the counterparty	Balance as at December 31, 2021	Turnover rate	Overdue receivables		Amount collected subsequent to the balance sheet date	Allowance for doubtful accounts
					Amount	Action taken		
Shenzhen Fertile Plan International Logistics Co., Ltd.	Shanghai Joyspeed global cargo Co., Ltd.	Subsidiary	\$ 333,125	-	\$ -	-	\$ -	\$ -
Fuyu Electrical Technology (Huaian) Co., Ltd.	New Beyond Maximum Industrial Limited	Subsidiary	5,485,368	2	-	-	462	-
PCE Paragon Solutions (USA) Inc.	Profit New Limited	Subsidiary	152,947	6	-	-	-	-
Funing Precision Component Co., Ltd.	Cloud Network Technology Singapore Pte. Ltd.	Subsidiary	13,608,683	4	-	-	-	-
Foxconn Baja California S.A. De C.V.	eCMMS Precision Singapore Pte. Ltd.	Subsidiary	562,019	1	-	-	477,028	-
Hongfujin Precision Industry (Wuhan) Co., Ltd.	Top Step Enterprises Limited	Subsidiary	461,570	1	-	-	43,326	-
Hongfujin Precision Industry (Wuhan) Co., Ltd.	Fulian Technology (Wuhan) Co., Ltd.	Subsidiary	229,830	-	-	-	98,355	-
Hongfujin Precision Electronics (Yantai) Co., Ltd.	Hongfutai Precision Electronics (Yantai) Co., Ltd.	Subsidiary	173,470	-	-	-	98,595	-
Hongfujin Precision Electronics (Yantai) Co., Ltd.	Foxconn Technology Co., Ltd.	Affiliate	15,034,809	1	-	-	15,034,809	5,638
Hongfujin Precision Electronics (Yantai) Co., Ltd.	Sharp Corporation	Affiliate	238,279	1	-	-	238,279	89
Top Step Enterprises Limited	Hongfujin Precision Industry (Wuhan) Co., Ltd.	Subsidiary	198,471	1	-	-	117,482	-
Foxconn Technology CZ S.R.O.	Foxconn CZ S.R.O.	Subsidiary	296,068	9	-	-	-	-
Huaian Fultong Trading Co., Ltd.	Tekcon Huizhou Electronics Co., Ltd.	Affiliate	100,751	1	66	Subsequent Collection	3,163	38
PCE Technology de Juarez S.A. De C.V.	eCMMS Precision Singapore Pte. Ltd.	Subsidiary	406,443	1	-	-	406,443	-
PCE Technology de Juarez S.A. De C.V.	Cloud Network Technology Singapore Pte. Ltd.	Subsidiary	609,281	1	-	-	609,281	-
Futaihua Industrial (Shenzhen) Co., Ltd.	Shenzhen Fu Tai Hong Precision Industry Co., Ltd.	Subsidiary	131,508	-	2,024	Subsequent Collection	131,508	-
Futaihua Industrial (Shenzhen) Co., Ltd.	Hengyang Futaihong Precision Industry Co., Ltd.	Subsidiary	125,911	-	927	Subsequent Collection	125,911	-
Futaihua Industrial (Shenzhen) Co., Ltd.	Carston Ltd.	Subsidiary	1,925,900	-	-	-	1,925,900	-
Futaihua Industrial (Shenzhen) Co., Ltd.	Hongfujin Precision Industry (Shenzhen) Co., Ltd.	Subsidiary	189,676	1	75,050	Subsequent Collection	189,676	-
Futaihua Industrial (Shenzhen) Co., Ltd.	Fu Ding Precision Component (Shenzhen) Co., Ltd.	Subsidiary	132,311	1	3,935	Subsequent Collection	132,311	-
Futaihua Industrial (Shenzhen) Co., Ltd.	Best Leap Enterprises Limited	Subsidiary	14,277,621	-	-	-	-	-
Futaihua Industrial (Shenzhen) Co., Ltd.	Foxconn Image & Printing Product Pte. Ltd.	Subsidiary	166,858,777	1	37,213,361	Subsequent Collection	166,858,777	-
Futaihua Industrial (Shenzhen) Co., Ltd.	Hongfujin Precision Electronics (Chengdu) Co., Ltd.	Subsidiary	436,939	2	298	Subsequent Collection	436,939	-
Futaihua Industrial (Shenzhen) Co., Ltd.	Simply Smart Limited	Subsidiary	20,540,213	1	-	-	20,540,213	-

Creditor	Counterparty	Relationship with the counterparty	Balance as at December 31, 2021	Turnover rate	Overdue receivables		Amount collected subsequent to the balance sheet date	Allowance for doubtful accounts
					Amount	Action taken		
Futaihua Industrial (Shenzhen) Co., Ltd.	Shenzhen Yuzhan Precision Technology Co., Ltd.	Subsidiary	\$ 616,890	-	\$ 146,072	Subsequent Collection	\$ 616,890	\$ -
Futaihua Industrial (Shenzhen) Co., Ltd.	G-Tech Optoelectronics Corporation	Affiliate	147,391	3	-	-	147,391	55
Honfujin Precision Electronics (Chongqing) Co., Ltd.	Foxconn Image & Printing Product Pte. Ltd.	Subsidiary	392,487	2	-	-	392,487	-
Honfujin Precision Electronics (Chongqing) Co., Ltd.	Fujian Precision Electronics (Chongqing) Co., Ltd.	Subsidiary	3,108,736	1	1,459,124	Subsequent Collection	1,027,793	-
Honfujin Precision Electronics (Chongqing) Co., Ltd.	Fusing International Inc.	Subsidiary	3,447,377	1	694,544	Subsequent Collection	1,210,385	-
Honfujin Precision Electronics (Chongqing) Co., Ltd.	Competition Team Ireland Limited	Subsidiary	5,667,398	1	-	-	3,114,277	-
Honfujin Precision Electronics (Chongqing) Co., Ltd.	Innocom Technology (Chongqing) Co., Ltd.	Subsidiary	101,928	-	101,928	Subsequent Collection	-	-
Honfujin Precision Electronics (Chongqing) Co., Ltd.	Chongqing Jingmei Precision Electronic Co., Ltd.	Subsidiary	131,496	1	-	-	32,153	-
Honfujin Precision Electronics (Chongqing) Co., Ltd.	Foxconn Japan Co., Ltd.	Subsidiary	220,511	1	-	-	141,052	-
Honfujin Precision Electronics (Chongqing) Co., Ltd.	Interface Technology (Chengdu) Co., Ltd.	Affiliate	194,101	1	24,194	Subsequent Collection	140,433	73
Foxconn Precision Electronics (Yantai) Co., Ltd.	Futaijing Precision Electrons (Yantai) Co., Ltd.	Subsidiary	549,139	1	23,508	Subsequent Collection	302,273	-
Foxconn Precision Electronics (Yantai) Co., Ltd.	Hongfujin Precision Electronics (Yantai) Co., Ltd.	Subsidiary	788,972	1	15,838	Subsequent Collection	411,191	-
Foxconn Precision Electronics (Yantai) Co., Ltd.	Foxconn Technology Co., Ltd.	Affiliate	131,142	1	15,974	Subsequent Collection	72,911	49
Hongfujin Precision Electronics (Tianjin) Co., Ltd.	Ingrasys Technology Co., Ltd.	Subsidiary	161,666	5	-	-	-	-
Hongfujin Precision Electronics (Tianjin) Co., Ltd.	Ingrasys Technology USA Inc.	Subsidiary	108,212	3	-	-	-	-
Hongfujin Precision Electronics (Tianjin) Co., Ltd.	Profit New Limited	Subsidiary	19,238,532	3	-	-	-	-
Hongfujin Precision Electronics (Tianjin) Co., Ltd.	Ingrasys (Singapore) Pte. Ltd.	Subsidiary	4,971,867	3	-	-	-	-
Hongfujin Precision Electronics (Tianjin) Co., Ltd.	Cloud Network Technology Singapore Pte. Ltd.	Subsidiary	552,121	3	-	-	-	-
Hongfujin Precision Electronics (Tianjin) Co., Ltd.	Fuhong Cloud Computing (Tianjin) Co., Ltd.	Subsidiary	9,013,643	4	-	-	-	-
Hongfujin Precision Electronics (Chengdu) Co., Ltd.	Falcon Precision Trading Pte. Ltd.	Subsidiary	198,415,915	1	98,407,261	Subsequent Collection	80,484,606	-
Futaihua Precision Electronics (Chengdu) Co., Ltd.	Hongfujin Precision Electronics (Chengdu) Co., Ltd.	Subsidiary	296,308	1	37,414	Subsequent Collection	90,889	-
Fuding (Zhengzhou) Precision Industry Co., Ltd.	Foxconn Interconnect Technology Limited	Subsidiary	915,981	3	170	Subsequent Collection	21	-
Fuding (Zhengzhou) Precision Industry Co., Ltd.	HeNan YuZhan Technology Limited	Subsidiary	127,514	5	8	Subsequent Collection	5,734	-
Yantai Fuhuada Precision Electronics Co., Ltd.	Sharp Universal Technology (Shenzhen) Co., Ltd.	Affiliate	105,772	1	2,679	Subsequent Collection	105,772	40

Creditor	Counterparty	Relationship with the counterparty	Balance as at December 31, 2021	Turnover rate	Overdue receivables		Amount collected subsequent to the balance sheet date	Allowance for doubtful accounts
					Amount	Action taken		
Jusda Supply Chain Management International Co., Ltd.	Hongfujin Precision Electronics (Chengdu) Co., Ltd.	Subsidiary	\$ 174,728	-	\$ -	-	\$ 103,552	\$ -
Jusda Supply Chain Management International Co., Ltd.	Jusda Energy Technology (Shanghai) Co., Ltd.	Subsidiary	137,616	-	-	-	11,205	-
Jusda Supply Chain Management International Co., Ltd.	Foshan Innolux Optoelectronics Ltd.	Other related party	124,565	2	-	-	104,213	47
Fulian System Integration Electronics (Hangzhou) Co., Ltd.	Fulian System Integration Electronics (Haining) Co., Ltd.	Subsidiary	272,203	4	-	-	-	-
Nanning Fugui Precision Industrial Co., Ltd.	Mega Well Limited	Subsidiary	32,178,919	4	-	-	-	-
Nanning Fugui Precision Industrial Co., Ltd.	Fuyu Precision Component Co., Ltd.	Subsidiary	350,906	7	-	-	-	-
Futaihua Precision Electronics (Zhenzhou) Co., Ltd.	IPL International Limited	Subsidiary	24,009,493	8	-	-	-	-
Hongfujin Precision Electronics (Zhenzhou) Co., Ltd.	Foxconn Precision Electronics (Taiyuan) Co., Ltd.	Subsidiary	2,745,932	1	248,232	Subsequent Collection	166,864	-
Hongfujin Precision Electronics (Zhenzhou) Co., Ltd.	Henan Yuzhan Precision Technology Co., Ltd.	Subsidiary	342,916	-	-	-	97,339	-
Hongfujin Precision Electronics (Zhenzhou) Co., Ltd.	Hongfusheng Precision Electronics (Zhengzhou) Co., Ltd.	Subsidiary	117,513	2	-	-	17,798	-
Hongfujin Precision Electronics (Zhenzhou) Co., Ltd.	Henan Fuchi Technology Co., Ltd.	Subsidiary	175,072	-	86,417	Subsequent Collection	97,208	-
Hongfujin Precision Electronics (Zhenzhou) Co., Ltd.	Foxconn Singapore Pte. Ltd.	Subsidiary	541,612,000	1	-	-	336,766,006	-
Hongfujin Precision Electronics (Zhenzhou) Co., Ltd.	Foxconn Brasil Industria E Comercio Ltda.	Subsidiary	2,345,439	-	226,752	Subsequent Collection	226,980	-
Hongfujin Precision Electronics (Zhenzhou) Co., Ltd.	Foxconn Hon Hai Technology India Mega Development Private Limited	Subsidiary	1,967,481	1	786,953	Subsequent Collection	98	-
Profit New Limited	Ingrasys Technology Co., Ltd.	Subsidiary	18,708,511	7	-	-	-	-
Profit New Limited	Hongfujin Precision Electronics (Tianjin) Co., Ltd.	Subsidiary	1,827,879	1	-	-	-	-
Profit New Limited	Ingrasys (Singapore) Pte. Ltd.	Subsidiary	126,829	6	-	-	-	-
Profit New Limited	Shenzhen FuLian Fugui Precision Industry Co., Ltd.	Subsidiary	15,627,098	1	-	-	-	-
Profit New Limited	Cloud Network Technology Singapore Pte. Ltd.	Subsidiary	15,288,081	5	-	-	-	-
Mega Well Limited	Cloud Network Technology Singapore Pte. Ltd.	Subsidiary	67,515,430	8	-	-	-	-
Fast Victor Limited	Best Behaviour Holdings Limited	Subsidiary	6,647,352	1	-	-	-	-
Fast Victor Limited	Best Behaviour Limited	Subsidiary	2,352,800	-	-	-	-	-
Fast Victor Limited	Foxconn Precision Electronics (Taiyuan) Co., Ltd.	Subsidiary	17,299,010	1	-	-	14,156,117	-
Fast Victor Limited	Hon Fujin Precision Industry (Taiyuan) Co., Ltd.	Affiliate	3,293,973	1	-	-	3,293,973	1,235

Creditor	Counterparty	Relationship with the counterparty	Balance as at December 31, 2021	Turnover rate	Overdue receivables		Amount collected subsequent to the balance sheet date	Allowance for doubtful accounts
					Amount	Action taken		
Competition Team Ireland Limited	Foxconn European Manufacturing Services S.R.O.	Subsidiary	\$ 551,991	1	\$ 189,327	Subsequent Collection	\$ 432,437	\$ -
Competition Team Ireland Limited	Honfujin Precision Electronics (Chongqing) Co., Ltd.	Subsidiary	276,621	6	254,330	Subsequent Collection	276,614	-
Competition Team Ireland Limited	Fusing International Inc.	Subsidiary	291,093	-	156,979	Subsequent Collection	-	-
Competition Team Ireland Limited	Chongqing Jingmei Precision Electronic Co., Ltd.	Subsidiary	2,285,290	1	-	-	2,156,396	-
Foxconn Precision Electronics (Taiyuan) Co., Ltd.	Fast Victor Limited	Subsidiary	71,713,591	1	-	-	39,823,914	-
Foxconn Precision Electronics (Taiyuan) Co., Ltd.	Taiyuan Fuchi Technology Co., Ltd.	Subsidiary	408,958	-	-	-	1,117	-
Foxconn Precision Electronics (Taiyuan) Co., Ltd.	Foxconn Brasil Industria E Comercio Ltda.	Subsidiary	4,081,847	1	-	-	979,102	-
Simply Smart Limited	FIH (Hong Kong) Limited	Subsidiary	162,223	1	-	-	-	-
Simply Smart Limited	Futaihua Industrial (Shenzhen) Co., Ltd.	Subsidiary	17,311,557	1	-	-	9,845,086	-
Scientific-Atlanta De Mexico S. De R. L. De C. V.	Cloud Network Technology Singapore Pte. Ltd.	Subsidiary	290,685	8	-	-	290,685	-
Fulian Technology (Jiyuan) Co., Ltd.	Futaihua Precision Electronics (Zhenzhou) Co., Ltd.	Subsidiary	300,762	-	-	-	-	-
Fulian Technology (Jiyuan) Co., Ltd.	IPL International Limited	Subsidiary	16,178,393	-	4,159,201	Subsequent Collection	-	-
Fulian Technology (Jiyuan) Co., Ltd.	Fulian Technology (Lankao) Co., Ltd.	Subsidiary	133,843	2	-	-	-	-
Hongfujin Precision Electrons (Hengyang) Co., Ltd.	FIH (Hong Kong) Limited	Subsidiary	313,072	-	21,011	Subsequent Collection	122,842	-
Hongfujin Precision Electrons (Hengyang) Co., Ltd.	Hengyang Yuzhan Precision Technology Co., Ltd.	Subsidiary	112,905	-	-	-	102,178	-
Foxconn Interconnect Technology Limited	Fu Ding Precision Components (Shenzhen) Co., Ltd.	Subsidiary	532,057	3	128	Subsequent Collection	45,031	-
Foxconn Interconnect Technology Limited	Foxconn (Kunshan) Computer Connector Co., Ltd.	Subsidiary	616,558	3	7	Subsequent Collection	7,331	-
Foxconn Interconnect Technology Limited	Fuyu Electronical Technology (Huaian) Co., Ltd.	Subsidiary	197,687	4	26	Subsequent Collection	30,427	-
Foxconn Interconnect Technology Limited	Hongfujin Precision Industry (Wuhan) Co., Ltd.	Subsidiary	380,537	6	-	-	20,143	-
Foxconn Interconnect Technology Limited	Huaian Fultong Trading Co., Ltd.	Subsidiary	300,463	7	109	Subsequent Collection	80,931	-
Foxconn Interconnect Technology Limited	Futaihua Industrial (Shenzhen) Co., Ltd.	Subsidiary	120,684	2	-	-	30,475	-
Foxconn Interconnect Technology Limited	Hongfujin Precision Electronics (Tianjin) Co., Ltd.	Subsidiary	253,843	4	-	-	10,923	-
Foxconn Interconnect Technology Limited	Foxconn Interconnect Technology Singapore Pte. Ltd.	Subsidiary	505,731	3	52	Subsequent Collection	33,982	-
Foxconn Interconnect Technology Limited	FTI Electronics, Inc.	Subsidiary	1,172,899	4	809	Subsequent Collection	110,214	-

Creditor	Counterparty	Relationship with the counterparty	Balance as at December 31, 2021	Turnover rate	Overdue receivables		Amount collected subsequent to the balance sheet date	Allowance for doubtful accounts
					Amount	Action taken		
Foxconn Interconnect Technology Limited	New Wing Interconnect Technology (Bac Giang) Limited	Subsidiary	\$ 2,004,825	4	\$ 17	Subsequent Collection	\$ 24,451	\$ -
Foxconn Interconnect Technology Limited	HeNan FuChi Technology Co., Ltd.	Subsidiary	160,045	3	-	-	4,938	-
Foxconn Interconnect Technology Limited	Cloud Network Technology Singapore Pte. Ltd.	Subsidiary	152,270	5	14	Subsequent Collection	1,343	-
Foxconn Interconnect Technology Limited	Belkin International, Inc.	Subsidiary	3,332,152	2	1,321	Subsequent Collection	453,124	-
Foxconn Interconnect Technology Limited	Foxconn Brasil Industria E Comercio Ltda.	Subsidiary	101,750	5	-	-	2,412	-
Foxconn Interconnect Technology Limited	Pan-International Industrial Corp.	Affiliate	422,662	3	40	Subsequent Collection	3,185	158
Foxconn Interconnect Technology Limited	Tekcon Electronics Corp.	Affiliate	309,774	3	91	Subsequent Collection	35,626	116
Foxconn Interconnect Technology Limited	New Ocean Precision Component (Jiangxi) Co., Ltd.	Affiliate	127,357	4	2	Subsequent Collection	36,135	48
Foxconn Interconnect Technology Limited	Avary Holding (Shenzhen) Co., Ltd.	Affiliate	517,228	4	-	-	315	194
Foxconn Interconnect Technology Limited	Hong Qi Sheng Precision Electronics (Qinhuangdao) Co., Ltd.	Affiliate	257,862	4	-	-	31,363	97
Foxconn Interconnect Technology Limited	Cheng Uei Precision Industry Co., Ltd.	Other related party	245,340	9	-	-	2,063	92
ScienBiziP Consulting Inc.	FG Innovation Company Limited	Subsidiary	112,782	1	-	-	48,400	-
Jusda International Limited	Competition Team Ireland Limited	Subsidiary	315,474	1	-	-	281,998	-
Jusda International Limited	Sharp Jusda Logistics Corp.	Subsidiary	1,642,403	1	-	-	752,076	-
Jusda International Limited	Cloud Network Technology Singapore Pte. Ltd.	Subsidiary	463,053	1	-	-	239,573	-
Jusda International Limited	Jusda Supply Chain Management Corporation	Subsidiary	281,461	-	-	-	-	-
Jusda International Limited	Joyspeed Global Cargo China Limited	Subsidiary	576,550	-	-	-	164,121	-
Jusda International Limited	Innolux Corporation	Other related party	163,650	2	-	-	150,449	61
Jusda International Limited	Innolux USA Inc.	Other related party	187,182	1	-	-	187,182	70
Chongqing Jingmei Precision Electronic Co., Ltd.	Honfujin Precision Electronics (Chongqing) Co., Ltd.	Subsidiary	1,937,477	2	-	-	1,937,477	-
Kunshan Fuchengke Precision Electrical Co., Ltd.	Fuyu Electronical Technology (Huaian) Co., Ltd.	Subsidiary	115,390	1	-	-	51,511	-
Hongfuzhun Precision Shenzhen Co., Ltd.	Shenzhenshi Yuzhan Precision Technology Co., Ltd.	Subsidiary	160,990	-	60,564	Subsequent Collection	9,208	-
eCMMS Precision Singapore Pte. Ltd.	Competition Team Technologies USA Inc.	Subsidiary	9,999,483	1	-	-	9,172,386	-
eCMMS Precision Singapore Pte. Ltd.	Cloud Network Technology Singapore Pte. Ltd.	Subsidiary	2,831,481	1	665,285	Subsequent Collection	1,242,542	-

Creditor	Counterparty	Relationship with the counterparty	Balance as at December 31, 2021	Turnover rate	Overdue receivables		Amount collected subsequent to the balance sheet date	Allowance for doubtful accounts
					Amount	Action taken		
eCMMS Precision Singapore Pte. Ltd.	Sharp Corporation Mexico, S.A. de C.V.	Affiliate	\$ 224,057	1	\$ 10,467	Subsequent Collection	\$ 22,356	\$ 84
eCMMS Precision Singapore Pte. Ltd.	Sharp Electronics Corporation	Affiliate	134,943	1	7,394	Subsequent Collection	134,943	51
Jinchen Hongren Technology Co., Ltd.	Shenzhen Jingjiang Yunchuang Technology Co., Ltd.	Subsidiary	301,480	6	40,222	Subsequent Collection	-	-
New Wing Interconnect Technology (Baogiang) Limited	Foxconn Interconnect Technology Limited	Subsidiary	9,791,375	4	-	-	351,563	-
Ingrasys (Singapore) Pte. Ltd.	Ingrasys Technology Co., Ltd.	Subsidiary	874,315	8	-	-	-	-
Ingrasys (Singapore) Pte. Ltd.	Ingrasys Technology USA Inc.	Subsidiary	17,153,039	4	-	-	-	-
Ingrasys (Singapore) Pte. Ltd.	Foxconn Technology (India) Private Limited	Subsidiary	1,667,500	5	-	-	-	-
Ingrasys (Singapore) Pte. Ltd.	Foxconn Technology CZ S.R.O.	Subsidiary	112,452	2	-	-	-	-
Ingrasys (Singapore) Pte. Ltd.	Ingrasys Technology Korea, Inc.	Subsidiary	1,825,466	2	-	-	-	-
Ingrasys (Singapore) Pte. Ltd.	Cloud Network Technology Singapore Pte. Ltd.	Subsidiary	541,914	1	-	-	-	-
Ingrasys (Singapore) Pte. Ltd.	Yuzhang Precision Technology Japan Co., Ltd.	Subsidiary	1,963,288	1	-	-	-	-
Ingrasys (Singapore) Pte. Ltd.	Cloud Network Technology Kft.	Subsidiary	598,357	7	-	-	-	-
Ingrasys (Singapore) Pte. Ltd.	Foxconn Brasil Industria E Comercio Ltda.	Subsidiary	745,698	1	-	-	-	-
Falcon Precision Trading Pte. Ltd.	Hongfujin Precision Electronics (Chengdu) Co., Ltd.	Subsidiary	2,759,659	-	-	-	-	-
Foxconn OE Technologies Singapore Pte. Ltd.	Foxconn OE Technologies Inc.	Subsidiary	171,405	4	-	-	1,363	-
Hongfujin Precision Electronics (Guiyang) Co., Ltd.	Cloud Network Technology Singapore Pte. Ltd.	Subsidiary	951,213	-	-	-	-	-
Henan Yuzhan Precision Technology Co., Ltd.	Futaihua Precision Electronics (Zhenzhou) Co., Ltd.	Subsidiary	267,636	3	-	-	-	-
Henan Yuzhan Precision Technology Co., Ltd.	Hongfujin Precision Electronics (Zhenzhou) Co., Ltd.	Subsidiary	310,885	2	-	-	-	-
Henan Yuzhan Precision Technology Co., Ltd.	Jincheng Futaihua Precision Electronic Co., Ltd.	Subsidiary	112,070	2	1,903	Subsequent Collection	-	-
Henan Yuzhan Precision Technology Co., Ltd.	Shenzhenshi Yuzhan Precision Technology Co., Ltd.	Subsidiary	659,531	2	-	-	-	-
Henan Yuzhan Precision Technology Co., Ltd.	Cloud Network Technology (Samoa) Limited	Subsidiary	2,548,970	3	1,121,204	Subsequent Collection	-	-
Henan Yuzhan Precision Technology Co., Ltd.	IPL International Limited	Subsidiary	30,808,102	3	22,086,997	Subsequent Collection	-	-
Jincheng Futaihua Precision Electronic Co., Ltd.	Futaihua Precision Electronics (Zhenzhou) Co., Ltd.	Subsidiary	366,056	2	265,688	Subsequent Collection	-	-
Jincheng Futaihua Precision Electronic Co., Ltd.	Fulian Technology (Jiyuan) Co., Ltd.	Subsidiary	232,798	4	224,030	Subsequent Collection	-	-



Creditor	Counterparty	Relationship with the counterparty	Balance as at December 31, 2021	Turnover rate	Overdue receivables		Amount collected subsequent to the balance sheet date	Allowance for doubtful accounts
					Amount	Action taken		
Jincheng Futaihua Precision Electronic Co., Ltd.	Henan Yuzhan Precision Technology Co., Ltd.	Subsidiary	\$ 282,306	4	\$ 201,225	Subsequent Collection	\$ -	\$ -
Jincheng Futaihua Precision Electronic Co., Ltd.	Shenzhen Yuzhan Precision Technology Co., Ltd.	Subsidiary	374,728	3	195,604	Subsequent Collection	-	-
Jincheng Futaihua Precision Electronic Co., Ltd.	Fulian Technology (Shanxi) Co., Ltd.	Subsidiary	386,700	2	274,823	Subsequent Collection	-	-
Jincheng Futaihua Precision Electronic Co., Ltd.	IPL International Limited	Subsidiary	16,392,743	3	6,017,084	Subsequent Collection	-	-
Jincheng Futaihua Precision Electronic Co., Ltd.	Fulian Technology (Wuhan) Co., Ltd.	Subsidiary	181,123	2	181,010	Subsequent Collection	-	-
Jincheng Futaihua Precision Electronic Co., Ltd.	Fulian Technology (Lankao) Co., Ltd.	Subsidiary	250,644	4	202,739	Subsequent Collection	-	-
Lankao Yufu Precision Technology Co., Ltd.	Henan Yuzhan Precision Technology Co., Ltd.	Subsidiary	102,015	1	-	-	83,621	-
Lankao Yufu Precision Technology Co., Ltd.	Shenzhen Yuzhan Precision Technology Co., Ltd.	Subsidiary	134,500	1	-	-	62,541	-
Lankao Yufu Precision Technology Co., Ltd.	Fulian Technology (Lankao) Co., Ltd.	Subsidiary	288,134	2	-	-	248,430	-
Lankao Yufu Precision Technology Co., Ltd.	Foxconn Singapore Pte. Ltd.	Subsidiary	1,062,740	1	-	-	-	-
Shenzhen Yuzhan Precision Technology Co., Ltd.	Shenzhen Fu Tai Hong Precision Industry Co., Ltd.	Subsidiary	1,030,069	2	-	-	-	-
Shenzhen Yuzhan Precision Technology Co., Ltd.	Futaihua Precision Electronics (Zhenzhou) Co., Ltd.	Subsidiary	1,009,207	2	-	-	-	-
Shenzhen Yuzhan Precision Technology Co., Ltd.	Fulian Technology (Jiyuan) Co., Ltd.	Subsidiary	777,708	7	-	-	-	-
Shenzhen Yuzhan Precision Technology Co., Ltd.	Henan Yuzhan Precision Technology Co., Ltd.	Subsidiary	1,632,982	6	-	-	-	-
Shenzhen Yuzhan Precision Technology Co., Ltd.	Jincheng Futaihua Precision Electronic Co., Ltd.	Subsidiary	910,982	10	-	-	-	-
Shenzhen Yuzhan Precision Technology Co., Ltd.	Cloud Network Technology (Samoa) Limited	Subsidiary	38,482,037	6	-	-	-	-
Shenzhen Yuzhan Precision Technology Co., Ltd.	Fulian Technology (Shanxi) Co., Ltd.	Subsidiary	844,765	3	-	-	-	-
Shenzhen Yuzhan Precision Technology Co., Ltd.	IPL International Limited	Subsidiary	58,702,835	8	-	-	-	-
Shenzhen Yuzhan Precision Technology Co., Ltd.	Fulian Technology (Wuhan) Co., Ltd.	Subsidiary	172,608	7	-	-	-	-
Shenzhen Yuzhan Precision Technology Co., Ltd.	Fulian Technology (Lankao) Co., Ltd.	Subsidiary	534,123	8	-	-	-	-
Shenzhen Yuzhan Precision Technology Co., Ltd.	Hengyang Yuzhan Precision Technology Co., Ltd.	Subsidiary	426,790	8	-	-	-	-
Shenzhen Yuzhan Precision Technology Co., Ltd.	Fulian Technology (Zhoukou) Co., Ltd.	Subsidiary	177,808	5	-	-	-	-
Fuzhun Precision Tooling (Jiashan) Co., Ltd.	Fuding Electronic Technology (Jiashan) Co., Ltd.	Subsidiary	299,612	1	299,612	Subsequent Collection	-	-
Hunan Jusda Supply Chain Management Co., Ltd.	Jusda Supply Chain Management International Co., Ltd.	Subsidiary	129,895	1	-	-	78,309	-

Creditor	Counterparty	Relationship with the counterparty	Balance as at December 31, 2021	Turnover rate	Overdue receivables		Amount collected subsequent to the balance sheet date	Allowance for doubtful accounts
					Amount	Action taken		
Sharp Jusda Logistics Corp.	Sharp Jusda Logistics Corporation (US)	Subsidiary	\$ 693,094	1	\$ -	-	\$ 344,660	\$ -
Sharp Jusda Logistics Corp.	Sharp Corporation	Affiliate	857,810	2	-	-	857,810	322
Sharp Jusda Logistics Corp.	Sharp Marketing Japan Corporation	Affiliate	262,614	2	-	-	262,614	98
Henan Fuchi Technology Co., Ltd.	Futaihua Industrial (Shenzhen) Co., Ltd.	Subsidiary	1,131,913	-	-	-	1,131,913	-
Henan Fuchi Technology Co., Ltd.	Hongfujin Precision Electronics (Zhenzhou) Co., Ltd.	Subsidiary	139,986,342	2	9,149,535	Subsequent Collection	39,932,784	-
Henan Fuchi Technology Co., Ltd.	Foxconn Precision Electronics (Taiyuan) Co., Ltd.	Subsidiary	2,126,776	4	716,178	Subsequent Collection	1,664,516	-
Shenzhen FuLian Fugui Precision Industry Co., Ltd.	Ingrasys Technology Co., Ltd.	Subsidiary	211,254	2	39,818	Subsequent Collection	-	-
Shenzhen FuLian Fugui Precision Industry Co., Ltd.	HongFuJing Precision Electronics (TianJin) Co., Ltd.	Subsidiary	165,410	1	36,728	Subsequent Collection	-	-
Shenzhen FuLian Fugui Precision Industry Co., Ltd.	Nanning Fugui Precision Industrial Co., Ltd.	Subsidiary	960,705	3	-	-	-	-
Shenzhen FuLian Fugui Precision Industry Co., Ltd.	Profit New Limited	Subsidiary	19,869,543	3	18,572	Subsequent Collection	-	-
Shenzhen FuLian Fugui Precision Industry Co., Ltd.	Mega Well Limited	Subsidiary	33,851,938	3	-	-	-	-
Cloud Network Technology Singapore Pte. Ltd.	Ingrasys Technology USA Inc.	Subsidiary	3,749,129	4	-	-	-	-
Cloud Network Technology Singapore Pte. Ltd.	Foxconn CZ S.R.O.	Subsidiary	9,694,646	1	-	-	-	-
Cloud Network Technology Singapore Pte. Ltd.	Funing Precision Component Co., Ltd.	Subsidiary	5,036,751	3	-	-	-	-
Cloud Network Technology Singapore Pte. Ltd.	Foxconn Technology (India) Private Limited	Subsidiary	387,552	1	-	-	-	-
Cloud Network Technology Singapore Pte. Ltd.	Hongfujin Precision Electronics (Tianjin) Co., Ltd.	Subsidiary	6,404,441	1	-	-	-	-
Cloud Network Technology Singapore Pte. Ltd.	Nanning Fugui Precision Industrial Co., Ltd.	Subsidiary	1,883,810	4	-	-	-	-
Cloud Network Technology Singapore Pte. Ltd.	Profit New Limited	Subsidiary	149,524	-	-	-	-	-
Cloud Network Technology Singapore Pte. Ltd.	Mega Well Limited	Subsidiary	411,264	-	-	-	-	-
Cloud Network Technology Singapore Pte. Ltd.	Ingrasys (Singapore) Pte. Ltd.	Subsidiary	715,988	-	-	-	-	-
Cloud Network Technology Singapore Pte. Ltd.	Hongfujin Precision Electronics (Guiyang) Co., Ltd.	Subsidiary	412,345	2	-	-	-	-
Cloud Network Technology Singapore Pte. Ltd.	Shenzhen FuLian Fugui Precision Industry Co., Ltd.	Subsidiary	1,294,752	5	-	-	-	-
Cloud Network Technology Singapore Pte. Ltd.	Cloud Network Technology USA Inc.	Subsidiary	35,008,886	1	-	-	-	-
Cloud Network Technology Singapore Pte. Ltd.	IPL International Limited	Subsidiary	370,395	7	-	-	-	-

Creditor	Counterparty	Relationship with the counterparty	Balance as at December 31, 2021	Turnover rate	Overdue receivables		Amount collected subsequent to the balance sheet date	Allowance for doubtful accounts
					Amount	Action taken		
Cloud Network Technology Singapore Pte. Ltd.	FII USA Inc.	Subsidiary	\$ 172,897	1	\$ -	-	\$ -	\$ -
Cloud Network Technology Singapore Pte. Ltd.	Fuyu Precision Component Co., Ltd.	Subsidiary	15,529,233	2	-	-	-	-
Cloud Network Technology Singapore Pte. Ltd.	Fuhong Cloud Computing (Tianjin) Co., Ltd.	Subsidiary	2,257,877	2	-	-	-	-
Cloud Network Technology Singapore Pte. Ltd.	Fuhong Precision Component (Bac Giang) Limited	Subsidiary	5,183,409	4	-	-	-	-
Cloud Network Technology Singapore Pte. Ltd.	Foxconn MOEBG Industria De Electronicos Ltda.	Subsidiary	273,426	2	-	-	-	-
Cloud Network Technology Singapore Pte. Ltd.	Sharp Corporation	Affiliate	150,067	3	-	-	-	56
Cloud Network Technology Kft.	Ingrasys (Singapore) Pte. Ltd.	Subsidiary	387,762	8	-	-	-	-
Cloud Network Technology (Samoa) Limited	Foxconn Precision International Limited	Subsidiary	40,961,684	6	-	-	-	-
Fulian Technology (Shanxi) Co., Ltd.	Fulian Technology (Jiyuan) Co., Ltd.	Subsidiary	140,434	3	-	-	-	-
Fulian Technology (Shanxi) Co., Ltd.	Jincheng Futaihua Precision Electronic Co., Ltd.	Subsidiary	7,095,382	2	-	-	-	-
Fulian Technology (Shanxi) Co., Ltd.	Shenzhen Yuzhan Precision Technology Co., Ltd.	Subsidiary	170,577	2	-	-	-	-
Fulian Technology (Shanxi) Co., Ltd.	IPL International Limited	Subsidiary	1,757,837	4	-	-	-	-
Fulian Technology (Shanxi) Co., Ltd.	Fulian Technology (Wuhan) Co., Ltd.	Subsidiary	594,749	3	-	-	-	-
Fulian Technology (Shanxi) Co., Ltd.	Fulian Technology (Lankao) Co., Ltd.	Subsidiary	970,015	3	-	-	-	-
Fulian Technology (Shanxi) Co., Ltd.	Hon Fujin Precision Industry (Taiyuan) Co., Ltd.	Affiliate	514,598	-	-	-	-	193
Cloud Network Technology USA Inc.	Nanning Fugui Precision Industrial Co., Ltd.	Subsidiary	775,393	-	-	-	-	-
Cloud Network Technology USA Inc.	Cloud Network Technology Singapore Pte. Ltd.	Subsidiary	2,215,252	-	-	-	-	-
IPL International Limited	Fulian Technology (Jiyuan) Co., Ltd.	Subsidiary	214,639	7	-	-	-	-
IPL International Limited	Jincheng Futaihua Precision Electronic Co., Ltd.	Subsidiary	310,630	6	-	-	-	-
IPL International Limited	Foxconn Precision International Limited	Subsidiary	81,810,980	3	-	-	-	-
IPL International Limited	Shenzhen Yuzhan Precision Technology Co., Ltd.	Subsidiary	317,649	10	-	-	-	-
IPL International Limited	Fulian Technology (Shanxi) Co., Ltd.	Subsidiary	306,792	9	-	-	-	-
Jusda Supply Chain Management Corporation	Jusda International Limited	Subsidiary	287,678	-	-	-	-	-
Fu Sheng Optoelectronics Technology (Kunshan) Co., Ltd.	Foxconn Interconnect Technology Limited	Subsidiary	300,475	4	-	-	2,463	-

Creditor	Counterparty	Relationship with the counterparty	Balance as at December 31, 2021	Turnover rate	Overdue receivables		Amount collected subsequent to the balance sheet date	Allowance for doubtful accounts
					Amount	Action taken		
Hon Fu Cheng Precision Electronics (Chengdu) Co., Ltd.	Falcon Precision Trading Pte. Ltd.	Subsidiary	\$ 32,741,325	1	\$ 390,668	Subsequent Collection	\$ 20,395,488	\$ -
Fortunebay Technology Pte. Ltd.	Ingrasys Technology Co., Ltd.	Subsidiary	289,361	2	-	-	-	-
Fortunebay Technology Pte. Ltd.	FIH (Hong Kong) Limited	Subsidiary	556,134	1	-	-	-	-
Fortunebay Technology Pte. Ltd.	Bharat FIH Private Limited	Subsidiary	158,055	1	-	-	-	-
Fortunebay Technology Pte. Ltd.	Triple Win Technology (Shenzhen) Co., Ltd.	Subsidiary	212,633	1	-	-	-	-
Fortunebay Technology Pte. Ltd.	Futaihua Industrial (Shenzhen) Co., Ltd.	Subsidiary	296,056	1	-	-	-	-
Fortunebay Technology Pte. Ltd.	Hongfujin Precision Electronics (Tianjin) Co., Ltd.	Subsidiary	223,733	3	-	-	-	-
Fortunebay Technology Pte. Ltd.	Hongfujin Precision Electronics (Chengdu) Co., Ltd.	Subsidiary	849,319	2	-	-	-	-
Fortunebay Technology Pte. Ltd.	NanNing FuGui Precision Industrial Co., Ltd.	Subsidiary	267,633	1	-	-	-	-
Fortunebay Technology Pte. Ltd.	Henan Fuchi Technology Co., Ltd.	Subsidiary	1,007,082	3	-	-	-	-
Fortunebay Technology Pte. Ltd.	Shenzhen FuLian Fugui Precision Industry Co., Ltd.	Subsidiary	129,582	2	-	-	-	-
Fortunebay Technology Pte. Ltd.	Cloud Network Technology Singapore Pte. Ltd.	Subsidiary	390,376	2	-	-	-	-
Fortunebay Technology Pte. Ltd.	Taiyuan Fuchi Technology Co., Ltd.	Subsidiary	220,648	2	-	-	-	-
Fulian Technology (Wuhan) Co., Ltd.	Fulian Technology (Jiyuan) Co., Ltd.	Subsidiary	1,729,447	2	662,402	Subsequent Collection	-	-
Fulian Technology (Wuhan) Co., Ltd.	IPL International Limited	Subsidiary	2,194,348	1	-	-	-	-
Fulian Technology (Wuhan) Co., Ltd.	Fulian Technology (Lankao) Co., Ltd.	Subsidiary	162,250	1	-	-	-	-
Fulian Technology (Hebi) Co., Ltd.	Futaihua Precision Electronics (Zhenzhou) Co., Ltd.	Subsidiary	437,384	3	-	-	-	-
Fulian Technology (Hebi) Co., Ltd.	Fulian Technology (Jiyuan) Co., Ltd.	Subsidiary	307,948	3	152,290	Subsequent Collection	-	-
Fulian Technology (Hebi) Co., Ltd.	Henan Yuzhan Precision Technology Co., Ltd.	Subsidiary	404,213	6	7,346	Subsequent Collection	-	-
Fulian Technology (Hebi) Co., Ltd.	Jincheng Futaihua Precision Electronic Co., Ltd.	Subsidiary	460,523	2	351,051	Subsequent Collection	-	-
Fulian Technology (Hebi) Co., Ltd.	Shenzhenshi Yuzhan Precision Technology Co., Ltd.	Subsidiary	115,816	3	31,037	Subsequent Collection	-	-
Fulian Technology (Hebi) Co., Ltd.	IPL International Limited	Subsidiary	309,112	2	161,929	Subsequent Collection	-	-
Fulian Technology (Hebi) Co., Ltd.	Fulian Technology (Lankao) Co., Ltd.	Subsidiary	233,592	2	67,597	Subsequent Collection	-	-
Fulian Technology (Hebi) Co., Ltd.	Hon Fujin Precision Industry (Taiyuan) Co., Ltd.	Affiliate	226,272	3	-	-	-	85

Creditor	Counterparty	Relationship with the counterparty	Balance as at December 31, 2021	Turnover rate	Overdue receivables		Amount collected subsequent to the balance sheet date	Allowance for doubtful accounts
					Amount	Action taken		
Triple Win Technology (JinCheng) Co., Ltd.	Triple Win Technology (ShenZhen) Co., Ltd.	Subsidiary	\$ 962,869	3	\$ -	-	\$ 958,346	\$ -
Triple Win Technology (JinCheng) Co., Ltd.	Best Ever Industries Limited	Subsidiary	147,219	1	-	-	23,091	-
HCC Teletron (HK) Technology Co., Ltd.	Hongfujin Precision Industry (Shenzhen) Co., Ltd.	Subsidiary	117,965	1	-	-	-	-
Jusda Energy Technology (Shanghai) Co., Ltd.	Jusda Energy Technology (Zhoushan) Co., Ltd.	Subsidiary	158,054	-	-	-	486	-
Bang Tai International Logistics Co., Ltd.	Jusda International Limited	Subsidiary	254,834	-	-	-	94,116	-
FIJ USA Inc.	Ingrasys Technology USA Inc.	Subsidiary	391,112	5	-	-	-	-
Fulian Technology (Lankao) Co., Ltd.	IPL International Limited	Subsidiary	1,546,069	-	-	-	-	-
Fuyu Precision Component Co., Ltd.	Cloud Network Technology Singapore Pte. Ltd.	Subsidiary	14,948,061	1	-	-	-	-
Sharp Jusda Logistics Corporation (US)	Sharp Electronics Corporation	Affiliate	318,754	2	-	-	-	120
Hengyang Yuzhan Precision Technology Co., Ltd.	Henan Yuzhan Precision Technology Co., Ltd.	Subsidiary	171,566	5	1,367	Subsequent Collection	-	-
Hengyang Yuzhan Precision Technology Co., Ltd.	Shenzhenshi Yuzhan Precision Technology Co., Ltd.	Subsidiary	380,410	4	116,566	Subsequent Collection	-	-
Shunyun Technology Holdings Limited	Shunsin Technology (Ha Noi, Vietnam) Limited	Subsidiary	805,406	-	-	-	167,553	-
Shenzhen Fu Lian Lin Yun Guang Technology Co., Ltd.	Fulian Technology (Jiyuan) Co., Ltd.	Subsidiary	105,634	7	-	-	-	-
Shenzhen Fu Lian Lin Yun Guang Technology Co., Ltd.	Fulian Technology (Shanxi) Co., Ltd.	Subsidiary	177,582	10	-	-	-	-
Fuhong Cloud Computing (Tianjin) Co., Ltd.	Hongfujin Precision Electronics (Tianjin) Co., Ltd.	Subsidiary	779,836	7	-	-	-	-
Fuhong Cloud Computing (Tianjin) Co., Ltd.	Profit New Limited	Subsidiary	1,072,062	9	-	-	-	-
Fulian Technology (Zhoukou) Co., Ltd.	Shenzhenshi Yuzhan Precision Technology Co., Ltd.	Subsidiary	535,432	2	313,347	Subsequent Collection	-	-
Taiyuan Fuchi Technology Co., Ltd.	Fast Victor Limited	Subsidiary	20,301,333	1	-	-	14,594,854	-
NSG Technology Inc.	Cloud Network Technology USA Inc.	Subsidiary	182,801	10	1,874	Subsequent Collection	-	-
Premier Image Technology (China) Ltd.	Champ Tech Optical (Foshan) Corporation	Affiliate	193,003	1	-	-	103,616	72
Fuhong Precision Component (Bac Giang) Limited	Foxconn Interconnect Technology Limited	Subsidiary	482,264	3	-	-	-	-
Fuhong Precision Component (Bac Giang) Limited	Cloud Network Technology Singapore Pte. Ltd.	Subsidiary	9,709,096	4	-	-	-	-
Jusda International Supply Chain Management (Vietnam) Company Limited	FIH (Hong Kong) Limited	Subsidiary	150,384	1	-	-	129,396	-
Foxconn Hon Hai Technology India Mega Development Private Limited	Hongfujin Precision Electronics (Zhenzhou) Co., Ltd.	Subsidiary	100,919	1	-	-	61,450	-

Creditor	Counterparty	Relationship with the counterparty	Balance as at December 31, 2021	Turnover rate	Overdue receivables		Amount collected subsequent to the balance sheet date	Allowance for doubtful accounts
					Amount	Action taken		
Fukang Technology Company Limited	FIH (Hong Kong) Limited	Subsidiary	\$ 905,958	1	\$ -	-	\$ 579,671	\$ -

Note : Receivables from purchases of materials on behalf of the counterparty.

Hon Hai Precision Industry Co., Ltd. and Subsidiaries  
Significant inter-company transactions during the reporting period  
December 31, 2021

Expressed in thousands of TWD  
(Except as otherwise indicated)

Number (Note 1)	Company name	Counterparty	Relationship (Note 2)	Transaction			Percentage of consolidated total operating revenues or total assets (Note 4)
				General ledger account	Amount	Transaction terms	
0	Hon Hai Precision Industry Co., Ltd.	Foxconn (Far East) Limited and subsidiaries	Subsidiary	Other receivables	\$ 87,382,226	Note 3	2
0	Hon Hai Precision Industry Co., Ltd.	Foxconn (Far East) Limited and subsidiaries	Subsidiary	Accounts payable	53,757,370	Note 3	1
0	Hon Hai Precision Industry Co., Ltd.	Foxconn (Far East) Limited and subsidiaries	Subsidiary	Purchases	299,211,199	Note 3	5
0	Hon Hai Precision Industry Co., Ltd.	Foxconn Image & Printing Product Pte. Ltd. - Singapore	Subsidiary	Accounts payable	174,623,005	Note 3	4
0	Hon Hai Precision Industry Co., Ltd.	Foxconn Image & Printing Product Pte. Ltd. - Singapore	Subsidiary	Purchases	431,212,398	Note 3	7
0	Hon Hai Precision Industry Co., Ltd.	Futaihua Industrial (Shenzhen) Co., Ltd.	Subsidiary	Other receivables	138,918,716	Note 3	4
0	Hon Hai Precision Industry Co., Ltd.	Hongfujin Precision Electronics (Chengdu) Co., Ltd.	Subsidiary	Other receivables	156,300,860	Note 3	4
0	Hon Hai Precision Industry Co., Ltd.	Hongfujin Precision Electronics (Zhenzhou) Co., Ltd.	Subsidiary	Accounts receivable	107,415,764	Note 3	3
0	Hon Hai Precision Industry Co., Ltd.	Hongfujin Precision Electronics (Zhenzhou) Co., Ltd.	Subsidiary	Other receivables	266,216,455	Note 3	7
0	Hon Hai Precision Industry Co., Ltd.	Fast Victor Limited	Subsidiary	Accounts payable	58,911,906	Note 3	2
0	Hon Hai Precision Industry Co., Ltd.	Fast Victor Limited	Subsidiary	Purchases	316,557,959	Note 3	5
0	Hon Hai Precision Industry Co., Ltd.	Foxconn Precision Electronics (Taiyuan) Co., Ltd.	Subsidiary	Other receivables	70,200,555	Note 3	2
0	Hon Hai Precision Industry Co., Ltd.	Falcon Precision Trading Pte. Ltd.	Subsidiary	Accounts payable	248,985,107	Note 3	6
0	Hon Hai Precision Industry Co., Ltd.	Falcon Precision Trading Pte. Ltd.	Subsidiary	Purchases	687,328,973	Note 3	11
0	Hon Hai Precision Industry Co., Ltd.	HeNan FuChi Technology Co., Ltd.	Subsidiary	Other receivables	121,890,654	Note 3	3
0	Hon Hai Precision Industry Co., Ltd.	Foxconn Singapore Pte. Ltd.	Subsidiary	Accounts payable	542,861,747	Note 3	14
0	Hon Hai Precision Industry Co., Ltd.	Foxconn Singapore Pte. Ltd.	Subsidiary	Purchases	1,329,813,330	Note 3	22
1	Triple Win Technology(ShenZhen) Co., Ltd.	Best Ever Industries Ltd.	Subsidiary	Sales	72,380,560	Note 3	1

Number (Note 1)	Company name	Counterparty	Relationship (Note 2)	Transaction			Percentage of consolidated total operating revenues or total assets (Note 4)
				General ledger account	Amount	Transaction terms	
2	Futaihua Industrial (Shenzhen) Co., Ltd.	Foxconn Image & Printing Product Pte. Ltd.	Subsidiary	Accounts receivable	\$ 166,858,777	Note 3	4
2	Futaihua Industrial (Shenzhen) Co., Ltd.	Foxconn Image & Printing Product Pte. Ltd.	Subsidiary	Sales	479,649,230	Note 3	8
3	Hongfujing Precision Electronics (Tianjin) Co., Ltd.	Profit New Limited	Subsidiary	Sales	78,264,129	Note 3	1
4	Hongfujin Precision Electronics (Chengdu) Co., Ltd.	Falcon Precision Trading Pte. Ltd.	Subsidiary	Accounts receivable	198,415,915	Note 3	5
4	Hongfujin Precision Electronics (Chengdu) Co., Ltd.	Falcon Precision Trading Pte. Ltd.	Subsidiary	Sales	619,002,511	Note 3	10
5	NanNing FuGui Precision Industrial Co., Ltd.	Mega Well Limited	Subsidiary	Sales	87,240,569	Note 3	1
6	Futaihua Precision Electronics (Zhenzhou) Co., Ltd.	IPL International Limited	Subsidiary	Sales	65,380,659	Note 3	1
7	Hongfujin Precision Electronics (Zhenzhou) Co., Ltd.	Foxconn Singapore Pte. Ltd.	Subsidiary	Accounts receivable	541,612,000	Note 3	14
7	Hongfujin Precision Electronics (Zhenzhou) Co., Ltd.	Foxconn Singapore Pte. Ltd.	Subsidiary	Sales	1,679,976,288	Note 3	28
8	Mega Well Limited	Cloud Network Technology Singapore Pte. Ltd.	Subsidiary	Accounts receivable	67,515,430	Note 3	2
9	Foxconn Precision Electronics (Taiyuan) Co., Ltd.	Fast Victor Limited	Subsidiary	Accounts receivable	71,713,591	Note 3	2
10	Shenzhen Yuzhan Precision Technology Co., Ltd.	IPL International Limited	Subsidiary	Accounts receivable	58,702,835	Note 3	2
11	Henan Fuchi Technology Co., Ltd.	Hongfujin Precision Electronics (Zhenzhou) Co., Ltd.	Subsidiary	Accounts receivable	139,986,342	Note 3	4
12	Cloud Network Technology (Samoa) Limited	Foxconn Precision International Limited	Subsidiary	Accounts receivable	40,961,684	Note 3	1
13	IPL International Limited	Foxconn Precision International Limited	Subsidiary	Accounts receivable	81,810,980	Note 3	2
14	Mega Well Limited	Cloud Network Technology Singapore Pte. Ltd.	Subsidiary	Sales	203,428,041	Note 3	3
15	Foxconn Precision Electronics (Taiyuan) Co., Ltd.	Fast Victor Limited	Subsidiary	Sales	390,171,113	Note 3	7
16	New Beyond Maximum Industrial Limited	Foxconn Interconnect Technology Limited	Subsidiary	Sales	59,947,047	Note 3	1
17	Ingrasys (Singapore) Pte. Ltd.	Ingrasys Technology USA Inc.	Subsidiary	Sales	73,567,032	Note 3	1
18	Henan Yuzhan Technology Limited	IPL International Limited	Subsidiary	Sales	96,131,022	Note 3	2
19	Shenzhen Yuzhan Precision Technology Co., Ltd.	IPL International Limited	Subsidiary	Sales	194,376,484	Note 3	3



Number (Note 1)	Company name	Counterparty	Relationship (Note 2)	Transaction			Percentage of consolidated total operating revenues or total assets (Note 4)
				General ledger account	Amount	Transaction terms	
20	Henan Fuchi Technology Co., Ltd.	Hongfujin Precision Electronics (Zhenzhou) Co., Ltd.	Subsidiary	Sales	\$ 599,098,969	Note 3	10
21	Shenzhen Fulian Fugui Precision Industrial Co., Ltd.	Mega Well Limited	Subsidiary	Sales	108,258,626	Note 3	2
22	IPL International Limited	Foxconn Precision International Limited	Subsidiary	Sales	457,983,297	Note 3	8
23	Hon Fu Cheng Precision Electronics (Chengdu) Co., Ltd.	Falcon Precision Trading Pte. Ltd.	Subsidiary	Sales	75,198,283	Note 3	1

Note 1:

(1) Number 0 represents the Company.

(2) The consolidated subsidiaries are numbered in order from number 1.

Note 2: The transaction relationships with the counterparties are as follows:

(1) The Company to the consolidated subsidiary.

(2) The consolidated subsidiary to the Company.

(3) The consolidated subsidiary to another consolidated subsidiary.

Note 3: The prices and terms to related parties were not significantly different from transactions with third parties, except for particular transactions with no similar transactions to compare with. For these transactions, the prices and terms were determined in accordance with mutual agreements.

Note 4: In calculating the ratio, the transaction amount is divided by consolidated total assets for balance sheet accounts and is divided by consolidated total revenues for income statement accounts.

Note 5: For balance sheet accounts, transactions exceeding 1% of the consolidated total assets should be disclosed; for income statement accounts, transactions exceeding 1% of the consolidated total revenue should be disclosed.

All the transactions had been eliminated when preparing consolidated financial statements.

Note 6: Above transactions with related parties were based on the financial statements of the company for the same period which was audited by independent accountants.

Hon Hai Precision Industry Co., Ltd. and Subsidiaries  
Information on investees  
December 31, 2021

Table 10

Expressed in thousands of TWD  
(Except as otherwise indicated)

Investor	Investee	Location	Main business activities	Initial investment amount		Shares held as at December 31, 2021			Net profit (loss) of the investee for the year ended December 31, 2021	Investment income (loss) recognised by the Company for the year ended December 31, 2021	Footnote
				Balance as at December 31, 2021	Balance as at December 31, 2020	Number of shares	Ownership (%)	Book value			
Hon Hai Precision Industry Co., Ltd.	Foxconn (Far East) Limited	Cayman Islands	Investment holding	\$ 230,694,843	\$ 230,694,843	8,061,628,748	100	\$ 1,349,289,237	\$ 100,823,056	\$ 101,187,094	Note 1
Hon Hai Precision Industry Co., Ltd.	Sharp Corporation	Japan	Manufacture and sale of digital intelligence appliances, communication systems, electronic equipment and display equipment and related parts	34,432,479	34,432,479	130,000,000	21	47,846,316	20,456,203	6,171,369	Note 1 6
Hon Hai Precision Industry Co., Ltd.	eCMMS Precision Singapore Pte. Ltd.	Singapore	Manufacture and sale of computer and data processing equipment	12,799,049	12,799,049	343,010,000	100	13,262,816	216,448	216,392	Note 1
Hon Hai Precision Industry Co., Ltd.	Hyield Venture Capital Co., Ltd.	Taiwan	Investment holding	7,399,903	7,399,903	1,174,960,419	98	27,743,669	1,655,578	1,621,514	Note 1
Hon Hai Precision Industry Co., Ltd.	Bao Shin International Investment Co., Ltd.	Taiwan	Investment holding	2,998,500	2,998,500	1,163,730,000	100	20,518,952	1,518,811	1,518,811	
Hon Hai Precision Industry Co., Ltd.	Margini Holdings Limited	British Virgin Islands	Investment holding	8,907,895	8,907,895	275,980,200	100	17,890,964	443,594	443,594	
Hon Hai Precision Industry Co., Ltd.	Ambit International Ltd.	British Virgin Islands	Investment holding	2,393,965	2,393,965	74,572,281	100	55,968,380	8,742,126	8,742,126	
Hon Hai Precision Industry Co., Ltd.	Foxconn Holdings B.V. -Netherland	Netherlands	Investment holding	6,486,934	6,486,934	108,355,209	100	10,403,008	897,000	897,000	
Hon Hai Precision Industry Co., Ltd.	Fenix Industria De Eletronicos Ltda.	Brazil	Manufacture of computer wifi card and wifi module	539,450	539,450	53,333,780	99	747,319	86,870	86,409	
Hon Hai Precision Industry Co., Ltd.	Foxconn MOEBG Industria De Eletronicos Ltda-Brazil	Brazil	Products including FTV/DVR/Bluetooth module/set-top box and optical network terminals	348,977	348,977	24,315,201	100	288,161	74,604	74,597	
Hon Hai Precision Industry Co., Ltd.	Foxconn Technology Co., Ltd.	Taiwan	Sales and manufacturing of Mag/Al casing and mechanic parts	481,782	481,782	139,725,803	10	11,018,561	4,414,636	440,992	Note 1 2
Hon Hai Precision Industry Co., Ltd.	Foxconn Holding Ltd.	British Virgin Islands	Investment holding	48,092,764	46,728,413	1,570,510,519	100	65,115,721	7,833,399	7,833,399	
Hon Hai Precision Industry Co., Ltd.	Hon Yuan International Investment Co., Ltd.	Taiwan	Investment holding	1,611,500	1,611,500	341,678,900	100	5,005,030	491,466	491,466	

Investor	Investee	Location	Main business activities	Initial investment amount		Shares held as at December 31, 2021			Net profit (loss) of the investee for the year ended December 31, 2021	Investment income (loss) recognised by the Company for the year ended December 31, 2021	Footnote
				Balance as at December 31, 2021	Balance as at December 31, 2020	Number of shares	Ownership (%)	Book value			
				\$	\$		\$	\$			
Hon Hai Precision Industry Co., Ltd.	Hon Chi International Investment Co., Ltd.	Taiwan	Investment holding	1,500,500	1,500,500	300,280,000	100	\$ 4,630,889	\$ 497,003	\$ 497,003	
Hon Hai Precision Industry Co., Ltd.	Foxconn Singapore Pte. Ltd.	Singapore	Investment holding	13,757,514	12,416,394	451,837,543	39	12,395,622 (	792,300) (	631,932)	Note 1 9
Hon Hai Precision Industry Co., Ltd.	Foxconn Sa B.V.	Netherlands	Investment holding	3,247,330	3,247,330	72,163,188	100	1,316,953 (	33,397) (	33,397)	
Hon Hai Precision Industry Co., Ltd.	Pan-International Industrial Corporation	Taiwan	Manufacture and marketing of cables	2,042,398	2,042,398	107,776,254	21	2,789,860	1,162,597	202,812	Note 1 3
Hon Hai Precision Industry Co., Ltd.	Lin Yih International Investment Co., Ltd.	Taiwan	Investment holding	2,554,411	904,411	261,900,000	100	2,465,943	7,138	7,138	
Hon Hai Precision Industry Co., Ltd.	Syntrend Creative Park Co., Ltd.	Taiwan	Retail of office machinery and equipment and electronic appliances, and information software services	1,836,463	1,836,463	183,646,250	75	941,188 (	4,244) (	3,175)	
Hon Hai Precision Industry Co., Ltd.	Premier Image Technology (H.K) Ltd.	Hong Kong	Purchase and sale of cameras and related parts	22,311	22,311	1,404,936	2	103,531	294,245	3,078	Note 1 4
Hon Hai Precision Industry Co., Ltd.	Altus Technology Inc.	Taiwan	Rental and leasing	1,444,555	1,444,555	65,810,751	65	443,185 (	29,076) (	18,780)	Note 5
Hon Hai Precision Industry Co., Ltd.	Asia Pacific Telecom Co., Ltd.	Taiwan	Special approval enterprise of type I telecommunications, manufacturing of wired (wireless) communication equipment and apparatus, installation of computer equipment and satellite TV channel facilities and telecommunications engineering, and provision of voice and non-voice mobile phone and third generation mobile telecom services	16,821,609	16,821,609	1,253,026,812	29	9,984,059 (	5,374,141) (	1,704,094)	Note 7

Investor	Investee	Location	Main business activities	Initial investment amount		Shares held as at December 31, 2021			Net profit (loss) of the investee for the year ended December 31, 2021	Investment income (loss) recognised by the Company for the year ended December 31, 2021	Footnote
				Balance as at December 31, 2021	Balance as at December 31, 2020	Number of shares	Ownership (%)	Book value			
				\$	\$						
Hon Hai Precision Industry Co., Ltd.	Ennoconn Corporation	Taiwan	Design, manufacture and sale of computer system, embedded board, industrial PC motherboard	170,614	166,927	503,768	1	181,877	3,389,847	6,089	Note 1 8
Hon Hai Precision Industry Co., Ltd.	Foxtron Vehicle Technologies Co., Ltd.	Taiwan	Complete electric vehicles design and development, including technical authorisation and transfer. Also offering complete solutions for autonomous driving systems, new energy power and IoV systems	7,944,000	7,850,321	794,400,000	51	7,341,369	(949,291)	(484,153)	
Hon Hai Precision Industry Co., Ltd.	Hon Young Semiconductor Corporation	Taiwan	Design, manufacture and components and sale of electronic software	3,170,000	-	317,000,000	100	3,155,710	(14,290)	(14,290)	
Hon Hai Precision Industry Co., Ltd.	Others	Others		379,397	375,229	-	-	38,105	40,299	19,240	Note 1 10
Foxconn (Far East) Limited	Sharp Corporation	Japan	Manufacture and sale of digital intelligence appliances, communication systems, electronic equipment and display equipment and related parts	24,973,175	24,973,175	91,555,069	15	33,364,493	20,456,203	4,348,722	Note 6
Hyield, Hon Yuan, Bao Shin and Hon Chi	Foxconn Technology Co., Ltd.	Taiwan	Production, processing and sales of network terminals, computer monitors, computer peripheral devices, power supplies and components	1,992,567	1,992,567	277,194,573	20	22,076,236	4,414,636	874,742	Note 2 11
Hon Yuan, Bao Shin, Hon Chi and Hon Yiang	Pan-International Industrial Corporation	Taiwan	Manufacture and marketing of cables	560,639	560,639	29,620,041	6	798,467	1,162,597	55,969	Note 3 11
Hyield, Hon Yuan, Bao Shin, Lin Yih and Hon Chi	CyberTAN Technology, Inc.	Taiwan	Manufacture, design and marketing of wireless network equipment	357,397	357,397	35,122,013	11	581,330	24,393	1,165	Note 11

Investor	Investee	Location	Main business activities	Initial investment amount		Shares held as at December 31, 2021			Net profit (loss) of the investee for the year ended December 31, 2021	Investment income (loss) recognised by the Company for the year ended December 31, 2021	Footnote
				Balance as at December 31, 2021	Balance as at December 31, 2020	Number of shares	Ownership (%)	Book value			
				\$	\$						
Hyield, Hon Yuan, Bao Shin and Hon Chi	G-TECH Optoelectronics Corporation	Taiwan	Manufacture of glass, glass products and electronics components	1,669,704	1,669,704	46,270,023	22	251,101	120,795	24,422	Note 11
Hyield, Hon Yuan, Bao Shin and Hon Chi	Fossemicon Integrated Technology Inc.	Taiwan	Manufacture of semiconductor machinery and sales of computer components	915,164	915,164	14,557,088	17	1,234,801	1,518,523	250,185	Note 11
Hyield, Hon Yuan, Bao Shin and Hon Chi	Ennoconn Corporation	Taiwan	Design and manufacture of single board computer, embedded board, industrial motherboard	1,282,650	1,017,326	36,249,744	36	3,921,369	3,389,847	441,064	Note 8 11
Hon Chi, Hon Yuan, Bao Shin, and Hyield	Foxnum Technology Co., Ltd.	Taiwan	Production, processing and sales of network terminals, computer monitors, computer peripheral devices, power supplies and components	913,762	819,762	49,928,316	100	75,412	21,368	41,992	Note 11
Hyield	Antec Electronic System Co., Ltd.	Taiwan	Manufacture of cable, electronic equipment and electron component of motor vehicles	970,000	970,000	60,010,000	100	170,399	12,478	12,482	Note 11
Hyield	Burrage Capital Healthcare Offshore Fund II, Ltd.	Cayman Islands	Investment holding	441,300	441,300	15,000,000	100	574,693	339,218	339,218	Note 11
Bao Shin, Hyield, Hon Yuan and Hon Chi	Fitipower Integrated Technology Inc.	Taiwan	Manufacture of integrated circuit/semi-conductor machinery and sales of computer components	863,956	585,000	46,544,106	25	4,104,583	6,389,635	1,678,003	Note 11
Hyield and Lin Yih	Taiwan Intelligent Fiber Optic Network Co., Ltd.	Taiwan	Leasing of FTTH wideband loop, FTTH wideband internet service, and ethernet leased circuit	808,158	808,158	56,601,286	21	545,767	148,991	30,678	Note 11

Investor	Investee	Location	Main business activities	Initial investment amount		Shares held as at December 31, 2021			Net profit (loss) of the investee for the year ended December 31, 2021	Investment income (loss) recognised by the Company for the year ended December 31, 2021	Footnote
				Balance as at December 31, 2021	Balance as at December 31, 2020	Number of shares	Ownership (%)	Book value			
				\$	\$			\$			
Bao Shin and FIH Mobile Limited	Advanced Optoelectronic Technology Inc.	Taiwan	Development, test, manufacture, sales of SMD LEDs, imports, exports and sales of these material and semi-manufactured goods	353,120	353,120	17,559,000	12	338,665	88,311	10,445	Note 11
Bao Shin, Hyield, and Lin Yih	Healthconn Corporation	Taiwan	Consultancy of health checkup software, machine, and health care	276,170	276,170	24,637,025	55	538,321	37,433	10,034	Note 11
Bao Shin, Hon Chi and Hyield	Asia Pacific Telecom Co., Ltd.	Taiwan	Special approval enterprise of type I telecommunications, manufacturing of wired (wireless) communication equipment and apparatus, installation of computer equipment and satellite TV channel facilities and telecommunications engineering, and provision of voice and non-voice mobile phone and third-generation mobile telecom services	3,045,178	3,045,178	302,022,004	7	2,207,071 (	5,374,141) (	410,745)	Note 7 11
Bao Shin	Aurora Telecom Corporation	Taiwan	Sales of mobile phones and its accessories and activate mobile number	273,444	273,444	12,777,765	30	222,136 (	63,946) (	18,870)	Note 11
Bao Shin, Hyield, Hon Yuan and Hon Chi	Zhong Yang Technology Co., Ltd.	Taiwan	Research and development, manufacturing and sales of mold, digital lens assembly and lens coating	993,848	906,334	20,651,493	26	547,946 (	297,116) (	77,492)	Note 11

Investor	Investee	Location	Main business activities	Initial investment amount		Shares held as at December 31, 2021			Net profit (loss) of the investee for the year ended December 31, 2021	Investment income (loss) recognised by the Company for the year ended December 31, 2021	Footnote
				Balance as at December 31, 2021	Balance as at December 31, 2020	Number of shares	Ownership				
				\$	\$		(%)	Book value			
Hyield, Hon Yuan, Bao Shin, Lin Yih and Hon Chi	Others	Others		\$ 3,344,196	\$ 2,425,981	-		\$ 3,443,932	\$ 549,971	\$ 625,995	Note 10

Note 1: The investment income recognised for this year had eliminated unrealised gain or loss on the transactions between the Company and its investees.

Note 7: The Company and the direct and indirect investee companies own 36.02% of Asia Pacific Telecom Co., Ltd.'s outstanding shares.

Note 8: The Company and the direct and indirect investee companies own 36.33% of Ennoconn Corporation's outstanding shares.

Note 9: The Company and the direct and indirect investee companies own 100% of Foxconn Singapore Pte. Ltd.'s outstanding shares.

Note 10: Due to the amount is insignificant, combined disclosure is adopted.

Note 11: Hyield Venture Capital Co., Ltd. is referred to as Hyield, Hon Chi International Investment Co., Ltd. is referred to as Hon Chi, Hon Yuan International Investment Co., Ltd. is referred to as Hon Yuan, Bao Shin International Investment Co., Ltd. is referred to as Bao Shin, Lin Yih International Investment Co., Ltd. is referred to as Lin Yih and Hon Yihing International Investment Co., Ltd. is referred to as Hon Yihing.

is only disclosed to the level of the holding company.

Hon Hai Precision Industry Co., Ltd. and Subsidiaries  
Information on investments in Mainland China  
For the year ended December 31, 2021

Table 11

Expressed in thousands of TWD  
(Except as otherwise indicated)

Investee in Mainland China	Main business activities	Paid-in capital	Investment method (Note 1)	Accumulated amount of remittance from Taiwan to Mainland China as of January 1, 2021	Amount remitted from Taiwan to Mainland China/ Amount remitted back to Taiwan for the year ended December 31, 2021		Accumulated amount of remittance from Taiwan to Mainland China as of December 31, 2021	Net income of investee for the year ended December 31, 2021	Ownership held by the Company (direct or indirect)	Investment income (loss) recognised by the Company for the year ended December 31, 2021	Book value of investments in Mainland China as of December 31, 2021	Accumulated amount of investment income remitted back to Taiwan as of December 31, 2021	Footnote
					Remitted to Mainland China	Remitted back to Taiwan							
FIH Precision Component Co., Ltd.	Manufacturing of telecommunication cases	\$ 1,904,384	(2)	\$ -	\$ -	\$ -	\$ -	(\$ 164,257)	63.43	(\$ 103,394)	\$ 7,588,046	\$ -	Note 2
Fujin Precision Industry (Shenzhen) Co., Ltd.	Manufacturing and processing of computer cases, computer peripherals, etc.	1,451,816	(2)	138,400	-	-	138,400	10,166	100	10,166	531,588	120,685	Note 2
Shenzhen Fu Tai Hong Precision Industry Co., Ltd.	Manufacturing and marketing of computer cases, micro ribbon connectors for terminals, etc.	4,941,434	(2)	-	-	-	-	( 772,376)	63.43	( 486,185)	12,403,569	-	Note 2
Foxconn Precision Component (Shenzhen) Co., Ltd.	Manufacturing of connectors, micro ribbon connectors for terminals, micro- computers, mouse cables, monitor cables, etc.	1,684,051	(2)	83,040	-	-	83,040	49,617	100	49,617	1,569,745	-	Note 2
Honxun Electrical Industry (Hangzhou) Co., Ltd.	Manufacturing and marketing of computer cases, micro ribbon connectors for terminals, etc.	3,509,824	(2)	-	-	-	-	106,225	63.43	66,865	6,260,879	-	Note 2
Hongzhun Precision Tooling (Shenzhen) Co., Ltd.	Manufacturing and marketing of computer cases and computer peripherals, etc.	415,200	(2)	-	-	-	-	22,898	100	22,898	727,624	-	Note 2



Investee in Mainland China	Main business activities	Paid-in capital	Investment method (Note 1)	Accumulated amount of remittance from Taiwan to Mainland China as of January 1, 2021	Amount remitted from Taiwan to Mainland China/ Amount remitted back to Taiwan for the year ended December 31, 2021		Accumulated amount of remittance from Taiwan to Mainland China as of December 31, 2021	Net income of investee for the year ended December 31, 2021	Ownership held by the Company (direct or indirect)	Investment income (loss) recognised by the Company for the year ended December 31, 2021	Book value of investments in Mainland China as of December 31, 2021	Accumulated amount of investment income remitted back to Taiwan as of December 31, 2021	Footnote
					Remitted to Mainland China	Remitted back to Taiwan							
Foxconn Computer Connectors (Kunshan) Co., Ltd.	Manufacturing of connectors, micro ribbon connectors for terminals, micro- computers, mouse cables, monitor cables, etc.	\$ 1,234,528	(2)	\$ 138,400	\$ -	\$ -	\$ 138,400	(\$ 1,783,521)	72.61	(\$ 1,363,413)	\$ 6,112,361	\$ 197,635	Note 2
Fu Ding Precision Component (Shenzhen) Co., Ltd.	Manufacturing and marketing of connectors, micro ribbon connectors for terminals, etc.	1,328,640	(2)	-	-	-	-	1,810,340	72.61	1,383,914	8,265,983	-	Note 2
Hong Fujin Precision Industrial (Shenzhen) Co., Ltd.	Manufacturing and marketing of computer case and computer peripherals, etc.	4,677,920	(2)	-	-	-	-	9,242,815	100	9,242,815	134,522,575	969,354	Note 2
Foxconn Electronic Industrial Development (Kunshan) Co., Ltd.	Manufacturing and marketing of computer cases, micro ribbon connectors for terminals, etc.	3,432,320	(2)	1,550,080	-	-	1,550,080	85,571	72.61	65,415	3,556,351	-	Note 2
Futaijie Science & Technology Development (Shenzhen) Co., Ltd.	Manufacturing and design of computer components keyboards, etc.	332,160	(2)	-	-	-	-	53,222	100	837,282	837,282	-	Note 2
Fuhong Precision Component (Shenzhen) Co., Ltd.	Manufacturing and marketing of connectors, micro ribbon connectors for terminals, etc.	318,320	(2)	-	-	-	-	46,889	100	46,889	1,111,278	60,066	Note 2
Hongzhun Precision Tooling (Kunshan) Co., Ltd.	Manufacturing and marketing of computer cases and computer peripherals, etc.	2,380,480	(2)	-	-	-	-	1,411,782	100	1,411,782	10,152,568	75,290	Note 2

Investee in Mainland China	Main business activities	Paid-in capital	Investment method (Note 1)	Accumulated amount of remittance from Taiwan to Mainland China as of January 1, 2021	Amount remitted from Taiwan to Mainland China/ Amount remitted back to Taiwan for the year ended December 31, 2021		Accumulated amount of remittance from Taiwan to Mainland China as of December 31, 2021	Net income of investee for the year ended December 31, 2021	Ownership held by the Company (direct or indirect)	Investment income (loss) recognised by the Company for the year ended December 31, 2021	Book value of investments in Mainland China as of December 31, 2021	Accumulated amount of investment income remitted back to Taiwan as of December 31, 2021	Footnote
					Remitted to Mainland China	Remitted back to Taiwan							
Kangzhun Electronic Technology (Kunshan) Co., Ltd.	Manufacturing and marketing of computer components, computer peripherals, etc.	\$ 4,041,280	(2)	\$ 802,720	\$ -	\$ -	\$ 802,720	\$ 230,978	100	\$ 230,978	\$ 6,741,691	\$ -	Note 2
Futai Kang Precision Component (Shenzhen) Co., Ltd.	Manufacturing and marketing of computer cases, micro ribbon connectors for terminals, etc.	159,160	(2)	-	-	-	-	44,894	100	44,894	390,407	-	Note 2
Fujian Precision Industrial (Jincheng) Co., Ltd.	Manufacturing and marketing of computer frames and related metal compression components	18,462,560	(2)	9,715,680	-	-	9,715,680	890,238	100	890,238	32,843,743	-	Note 2
Honyeh Precision Component (Kunshan) Co., Ltd.	Manufacturing and marketing of computer components	-	(2)	-	-	-	-	-	100	-	-	40,136	Note 2
Triple Win Technology (Shenzhen) Co., Ltd.	Production and sale of optoelectronic devices, sensitive components, semiconductors, optoelectronic materials, new-type display devices, and spare parts of the above products	1,190,240	(2)	1,190,240	-	-	1,190,240	4,019,955	100	4,019,955	11,276,171	-	Note 2
Foxway Precision Industry (Hangzhou) Co., Ltd.	Manufacturing and marketing of router components	346,000	(2)	-	-	-	-	16,739	100	16,739	1,131,760	-	Note 2
Hongfutai Precision Electronics (Yantai) Co., Ltd.	Manufacturing and marketing of auto digital signal process device and components, management of sales and marketing for robots, electronic whiteboards, game consoles, game controllers, CD players, projectors and joysticks	6,323,496	(2)	-	-	-	-	2,632,313	100	2,632,313	15,489,478	-	Note 2

Investee in Mainland China	Main business activities	Paid-in capital	Investment method (Note 1)	Accumulated amount of remittance from Taiwan to Mainland China as of January 1, 2021	Amount remitted from Taiwan to Mainland China/ Amount remitted back to Taiwan for the year ended December 31, 2021		Accumulated amount of remittance from Taiwan to Mainland China as of December 31, 2021	Net income of investee for the year ended December 31, 2021	Ownership held by the Company (direct or indirect)	Investment income (loss) recognised by the Company for the year ended December 31, 2021	Book value of investments in Mainland China as of December 31, 2021	Accumulated amount of investment income remitted back to Taiwan as of December 31, 2021	Footnote
					Remitted to Mainland China	Remitted back to Taiwan							
ShunSin Technology (Zhongshan) Limited	Manufacturing and marketing of high frequency wireless communication modules and assembly, testing, and sales of Integrated Circuit (IC) of various sizes	\$ 3,030,692	(2)	\$ 678,160	\$ -	\$ -	\$ 678,160	\$ 2,629	59.52	\$ 1,565	\$ 5,641,772	\$ -	Note 2
Fuxiang Precision Industry (Kunshan) Co., Ltd.	Manufacturing and marketing of computer frames and related metal compression components	10,103,200	(2)	692,000	-	-	692,000	2,276,790	100	2,276,790	18,581,264	-	Note 2
Dong Guan Hong Song Precision Component Co., Ltd.	Manufacturing and marketing of keypad and computer components	276,800	(2)	-	-	-	-	9,371	100	9,371	451,409	-	Note 2
FIH (Tian Jin) Precision Industry Co., Ltd.	Manufacturing and marketing of wireless phone and components	1,461,504	(2)	-	-	-	( 236,294)	63.43	( 148,739)	( 2,123,748)	-	Note 2	
Fugion Material Technology (Shenzhen) Co., Ltd.	Manufacturing and marketing of potassium aurous cyanide	378,808	(2)	-	-	-	-	91,837	70	64,286	387,045	-	Note 2

Investee in Mainland China	Main business activities	Paid-in capital	Investment method (Note 1)	Accumulated amount of remittance from Taiwan to Mainland China as of January 1, 2021	Amount remitted from Taiwan to Mainland China/ Amount remitted back to Taiwan for the year ended December 31, 2021		Accumulated amount of remittance from Taiwan to Mainland China as of December 31, 2021	Net income of investee for the year ended December 31, 2021	Ownership held by the Company (direct or indirect)	Investment income (loss) recognised by the Company for the year ended December 31, 2021	Book value of investments in Mainland China as of December 31, 2021	Accumulated amount of investment income remitted back to Taiwan as of December 31, 2021	Footnote
					Remitted to Mainland China	Remitted back to Taiwan							
Antec Automotive Electric System (Kunshan) Co., Ltd.	Manufacturing and marketing of automobiles	\$ 263,098	(2)	\$ 138,400	\$ -	\$ -	\$ 138,400	(\$ 1,931)	100	(\$ 1,931)	\$ 9,308	\$ -	Note 2
Foxconn Precision Electronics (Yantai) Co., Ltd.	Manufacturing and marketing of telecommunication peripherals	4,539,520	(2)	907,566	-	-	907,566	156,868	100	156,868	5,403,251	-	Note 2
Premier Image Technology (China) Co., Ltd.	Manufacturing and sale of cameras	4,200,829	(2)	17,992	-	-	17,992	284,364	100	284,364	6,037,743	-	Note 2
Fu Zhun Precision Tooling (Huaian) Co., Ltd.	Designing, manufacturing and marketing of computer components	2,745,856	(2)	-	-	-	-	155,998	100	155,998	5,012,345	-	Note 2
Fu Yu Electronical Technology (Huaian) Co., Ltd.	Designing and marketing of connectors and cables	7,368,416	(2)	4,705,600	-	-	4,705,600	320,362	72.61	244,901	8,441,362	-	Note 2
CJ Electric System Co., Ltd.	Manufacturing and marketing of automobiles	78,383	(2)	-	-	-	-	23,304	50	11,652	101,502	-	Note 2
Foxconn Precision Electronics (Taiyuan) Co., Ltd.	Manufacturing and marketing of plugs, PCB, and cell phone casings	13,106,480	(2)	1,990,042	-	-	1,990,042	3,603,237	100	3,603,237	47,330,764	-	Note 2
Avary Holding (Shenzhen) Co., Limited	Manufacturing and marketing of rigid single (double) sided PCB, rigid multilayer PCB, flexible multilayer PCB and other PCB	10,084,465	(2)	-	-	-	-	14,659,424	27.33	4,006,596	20,459,384	-	Note 2

Investee in Mainland China	Main business activities	Paid-in capital	Investment method (Note 1)	Accumulated amount of remittance from Taiwan to Mainland China as of January 1, 2021	Amount remitted from Taiwan to Mainland China/ Amount remitted back to Taiwan for the year ended December 31, 2021		Accumulated amount of remittance from Taiwan to Mainland China as of December 31, 2021	Net income of investee for the year ended December 31, 2021	Ownership held by the Company (direct or indirect)	Investment income (loss) recognised by the Company for the year ended December 31, 2021	Book value of investments in Mainland China as of December 31, 2021	Accumulated amount of investment income remitted back to Taiwan as of December 31, 2021	Footnote
					Remitted to Mainland China	Remitted back to Taiwan							
Futaijing Precision Electronics (Beijing) Co., Ltd.	Manufacturing and marketing of plugs, PCB, and cell phone casings	\$ 2,076,000	(2)	\$ -	\$ -	\$ -	\$ -	(\$ 109,891)	63.43	(\$ 69,173)	\$ 1,921,078	\$ -	Note 2
FIH Precision Electronics (Lang Fang) Co., Ltd.	Manufacturing and marketing of cell phone and components	13,161,840	(2)	-	-	-	( 1,608,914)	63.43	( 1,012,758)	9,984,923	-	Note 2	
Fuyu Energy Technology (Kunshan) Co., Ltd.	Manufacturing and marketing of micro ribbon connectors for terminals	553,600	(2)	-	-	-	31,765	100	31,765	648,386	-	Note 2	
Hongfujin Precision Industry (Wuhan) Co., Ltd.	Manufacturing and marketing of computer and digital camera components	8,104,704	(2)	5,339,472	-	-	5,339,472	2,169,496	100	2,169,496	22,203,113	-	Note 2
Hongfujin Precision Electronics (Yantai) Co., Ltd.	Manufacturing and marketing of computer components	1,959,744	(2)	-	-	-	-	4,132,715	100	4,132,715	43,992,926	-	Note 2
FIH (Nanjing) Communications Co., Ltd.	Manufacturing and marketing of handset and components	484,400	(2)	-	-	-	-	66,419	63.43	41,809	275,427	-	Note 2
Foxconn (Nanjing) Software Co., Ltd.	Computer software, hardware and other digital product	885,760	(2)	-	-	-	( 12,745)	100	( 12,745)	1,624,384	-	Note 2	

Investee in Mainland China	Main business activities	Paid-in capital	Investment method (Note 1)	Accumulated amount of remittance from Taiwan to Mainland China as of January 1, 2021	Amount remitted from Taiwan to Mainland China/ Amount remitted back to Taiwan for the year ended December 31, 2021		Accumulated amount of remittance from Taiwan to Mainland China as of December 31, 2021	Net income of investee for the year ended December 31, 2021	Ownership held by the Company (direct or indirect)	Investment income (loss) recognised by the Company for the year ended December 31, 2021	Book value of investments in Mainland China as of December 31, 2021	Accumulated amount of investment income remitted back to Taiwan as of December 31, 2021	Footnote
					Remitted to Mainland China	Remitted back to Taiwan							
Fu Tai Kang Electronics Development (Yantai) Ltd.	Industrial design business	\$ 1,660,800	(2)	\$ 1,660,800	\$ -	\$ -	\$ 1,660,800	\$ 56,183	100	\$ 56,183	\$ 838,950	\$ -	Note 2
Foxconn (Shenyang) Precision Industry Co., Ltd.	Manufacturing and sales of Computer Numeric Controlled (CNC) machinery and permanent magnet servomotors	1,632,064	(2)	-	-	-	-	4,094	69.23	2,834	1,149,490	-	Note 2
Fu Ding Electronic Technology (Jiashan) Co., Ltd.	Manufacturing and marketing of computer components and molds	10,933,600	(2)	7,335,200	-	-	7,335,200	1,022,559	100	1,022,559	16,112,194	-	Note 2
Fuhuajie Industrial (Shenzhen) Co., Ltd.	Manufacturing and marketing of microcomputer and liquid crystal display	3,183,200	(2)	3,183,200	-	-	3,183,200	153,196	100	153,196	2,714,707	-	Note 2
GDS Software (Shenzhen) Co., Ltd.	OEM and sales of computer software not including IC design	318,320	(2)	276,800	-	-	276,800	20,180	100	20,180	369,115	-	Note 2
Futaihua Industrial (Shenzhen) Co., Ltd.	Manufacturing and marketing of microcomputer, cell phone and components	10,241,600	(2)	10,241,600	-	-	10,241,600	24,865,555	100	24,865,555	287,434,620	-	Note 2

Investee in Mainland China	Main business activities	Paid-in capital	Investment method (Note 1)	Accumulated amount of remittance from Taiwan to Mainland China as of January 1, 2021	Amount remitted from Taiwan to Mainland China/ Amount remitted back to Taiwan for the year ended December 31, 2021		Accumulated amount of remittance from Taiwan to Mainland China as of December 31, 2021	Net income of investee for the year ended December 31, 2021	Ownership held by the Company (direct or indirect)	Investment income (loss) recognised by the Company for the year ended December 31, 2021	Book value of investments in Mainland China as of December 31, 2021	Accumulated amount of investment income remitted back to Taiwan as of December 31, 2021	Footnote
					Remitted to Mainland China	Remitted back to Taiwan							
Dongguan Yihong Precision Tooling Co., Ltd.	Design, R&D and manufacture of precision die stamping, precision die opening, standardised modules, nonmetallic product molds, electronic equipment, testing equipment, electronic components, digital video recorders, digital TV, digital recorders and key components, and management and agency of import and export for various products and technologies	\$ 262,712	(2)	\$ -	\$ -	\$ -	\$ -	(\$ 1,000)	25.71	(\$ 257)	\$ 94,790	\$ -	Note 2
Wuxi Xinguan Metal Science & Technology Co., Ltd.	Design, R&D and manufacture of precision die stamping, precision die opening, standardised modules, nonmetallic product molds, electronic equipment, testing equipment, electronic components, digital video recorders, digital TV, digital recorders and key components, and management and agency of import and export for various products and technologies	667,003	(2)	-	-	-	-	( 20,181)	25.71	( 5,189)	74,381	-	Note 2

Investee in Mainland China	Main business activities	Paid-in capital	Investment method (Note 1)	Accumulated amount of remittance from Taiwan to Mainland China as of January 1, 2021	Amount remitted from Taiwan to Mainland China/ Amount remitted back to Taiwan		Accumulated amount of remittance from Taiwan to Mainland China as of December 31, 2021	Net income of investee for the year ended December 31, 2021	Ownership held by the Company (direct or indirect)	Investment income (loss) recognised by the Company for the year ended December 31, 2021	Book value of investments in Mainland China as of December 31, 2021	Accumulated amount of investment income remitted back to Taiwan as of December 31, 2021	Footnote
					Remitted to Mainland China	Remitted back to Taiwan							
					for the year ended December 31, 2021	for the year ended December 31, 2021							
Kunshan Eson Precision Engineering Co., Ltd.	Design and manufacture of electronic equipment, testing equipment and various precision die stamping precision die opening, injection molds, compressor molds, standardized modules, and new electronics and components, LCD TV, and servers; sales of self-produced products; wholesale and import/export of products	\$ 1,677,983	(2)	\$ -	\$ -	\$ -	\$ -	\$ 64,706	25.71	\$ 16,636	\$ 683,907	\$ -	Note 2
Yantai Eson Precision Electronics Co., Ltd.	Manufacturing and management of other color video surveillance devices, black and white or monochromatic video surveillance devices	134,047	(2)	-	-	-	-	7,228	25.71	1,858	52,159	-	Note 2
Guangzhou OED Technologies Co., Ltd.	Manufacturing and marketing of flexible display and molding	381,856	(2)	55,360	-	-	55,360	( 92,974)	5.76	-	55,360	-	Note 2
Hongfujin Precision Electronics (Chongqing) Co., Ltd.	Manufacturing and marketing of computer chassis and metal stamping parts	5,277,192	(2)	5,277,192	-	-	5,277,192	865,055	100	865,055	9,786,935	-	Note 2
Innovation (Beijing) Software Development Co., Ltd.	Design and development of computer software	434,077	(2)	71,968	-	-	71,968	( 30,031)	8.88	-	71,968	-	Note 2



Investee in Mainland China	Main business activities	Paid-in capital	Investment method (Note 1)	Accumulated amount of remittance from Taiwan to Mainland China as of January 1, 2021	Amount remitted from Taiwan to Mainland China/ Amount remitted back to Taiwan for the year ended December 31, 2021		Accumulated amount of remittance from Taiwan to Mainland China as of December 31, 2021	Net income of investee for the year ended December 31, 2021	Ownership held by the Company (direct or indirect)	Investment income (loss) recognised by the Company for the year ended December 31, 2021	Book value of investments in Mainland China as of December 31, 2021	Accumulated amount of investment income remitted back to Taiwan as of December 31, 2021	Footnote
					Remitted to Mainland China	Remitted back to Taiwan							
Hongfujin Precision Electronics (Zhengzhou) Co., Ltd.	Manufacturing and marketing of cell phone and components	\$ 55,360,000	(2)	\$ 47,056,000	\$ -	\$ -	\$ 47,056,000	\$ 15,427,634	100	\$ 15,427,634	\$ 137,807,983	\$ -	Note 2
Hongfujin Precision Electronics (Chengdu) Co., Ltd.	Manufacturing and marketing of tablet PC	26,296,000	(2)	13,840,000	-	-	13,840,000	4,502,507	100	4,502,507	69,992,615	-	Note 2
Fuding Precision Industry (Zhengzhou) Co., Ltd.	Manufacturing and marketing of new electronic components	1,107,200	(2)	276,800	-	-	276,800	( 125,148)	72.61	( 95,669)	1,445,884	-	Note 2
Yantai Fuhuada Precision Electronics Co., Ltd.	Manufacturing and marketing of new electronic components	5,037,760	(2)	470,560	-	-	470,560	80,210	100	80,210	1,970,643	-	Note 2
Fujun Precision Electronics (Chongqing) Co., Ltd.	Manufacturing and marketing of switches and routers	415,200	(2)	415,200	-	-	415,200	( 36,941)	100	( 36,941)	334,181	-	Note 2
Futaihua Precision Electronics (Chengdu) Co., Ltd.	Manufacturing and marketing of compression molding plastic injection mold and metal	1,439,360	(2)	1,439,360	-	-	1,439,360	152,625	100	152,625	2,631,623	-	Note 2
Anpinda Precision Industry (Huizhou) Co., Ltd.	Manufacturing and marketing of computer components and microcomputers	1,384,000	(2)	1,107,200	-	-	1,107,200	( 71,055)	100	( 71,055)	1,290,247	-	Note 2
Nanning Futaihong Precision industry Co., Ltd.	Manufacturing and marketing of cell phone	1,384,000	(2)	-	-	-	-	25,828	63.43	16,258	915,130	-	Note 2

Investee in Mainland China	Main business activities	Paid-in capital	Investment method (Note 1)	Accumulated amount of remittance from Taiwan to Mainland China as of January 1, 2021	Amount remitted from Taiwan to Mainland China/ Amount remitted back to Taiwan for the year ended December 31, 2021		Accumulated amount of remittance from Taiwan to Mainland China as of December 31, 2021	Net income of investee for the year ended December 31, 2021	Ownership held by the Company (direct or indirect)	Investment income (loss) recognised by the Company for the year ended December 31, 2021	Book value of investments in Mainland China as of December 31, 2021	Accumulated amount of investment income remitted back to Taiwan as of December 31, 2021	Footnote
					Remitted to Mainland China	Remitted back to Taiwan							
WWW (Jincheng) Co., Ltd.	Manufacturing and marketing of lens module	\$ 3,795,215	(2)	\$ 848,089	\$ -	\$ -	\$ 848,089	(\$ 463,010)	100	(\$ 463,010)	\$ 870,689	\$ -	Note 2
UER Technology (Shenzhen) Corporation	Manufacturing and marketing of lithium battery	-	(2)	-	-	-	-	43,580	43.79	19,084	-	-	Note 2
Tianjin Funayuanhuang Technology Co., Ltd.	Manufacturing and marketing of liquid crystal display components	-	(2)	470,560	-	-	470,560	( 827)	99.38	( 822)	-	-	Note 2
Fuyu Energy Technology (Funing) Co., Ltd.	Engaged in the production and marketing of operating solar energy battery business	1,522,400	(2)	1,522,400	-	-	1,522,400	( 80,725)	100	( 80,725)	1,060,471	-	Note 2
Futaijing Precision Electronics (Yantai) Co., Ltd.	Manufacturing and marketing of handset component product	553,600	(2)	-	-	-	-	123,557	63.43	77,775	1,100,459	-	Note 2
Hongfujin Precision Industry (Hengyang) Co., Ltd.	Manufacturing and marketing of holder, metal and plastic honing machines, hot melt machine, marking machine, laminating machine, laser or other light beams (assembly equipment), bolt machine and inspection devices	1,051,840	(2)	1,051,840	-	-	1,051,840	222,314	100	222,314	3,820,000	-	Note 2
Innocom Technology (Chongqing) Co., Ltd.	Manufacturing of LCD related products, modules, components and systems	83,040	(2)	109,999	-	-	109,999	( 10)	100	( 10)	( 89,860)	-	Note 2

Investee in Mainland China	Main business activities	Paid-in capital	Investment method (Note 1)	Accumulated amount of remittance from Taiwan to Mainland China as of January 1, 2021	Amount remitted from Taiwan to Mainland China/ Amount remitted back to Taiwan for the year ended December 31, 2021		Accumulated amount of remittance from Taiwan to Mainland China as of December 31, 2021	Net income of investee for the year ended December 31, 2021	Ownership held by the Company (direct or indirect)	Investment income (loss) recognised by the Company for the year ended December 31, 2021	Book value of investments in Mainland China as of December 31, 2021	Accumulated amount of investment income remitted back to Taiwan as of December 31, 2021	Footnote
					Remitted to Mainland China	Remitted back to Taiwan							
Funeng New Energy Technology Service (Nanyang) Co., Ltd.	Electromechanical telecommunications and circuit equipment installation	\$ 166,080	(2)	\$ -	\$ -	\$ -	\$ -	\$ 7,146	100	\$ 7,146	\$ 222,204	\$ -	Note 2
Interface Technology (Chengdu) Co., Ltd.	Manufacturing and marketing of TFT-LCD modules and related materials	8,822,427	(2)	705,840	-	-	705,840	4,618,915	22.54	1,041,103	7,995,317	-	Note 2
Changchun Leiguan Environmental Plastic Products Co., Ltd.	Manufacturing and marketing of articles for the conveyance or packing of goods, of plastics	152,794	(2)	152,794	-	-	152,794	( 7,883)	100	( 7,883)	83,019	-	Note 2
Changchun Chentai Technology Co., Ltd.	Manufacturer of degradable plastic resin	443,434	(2)	376,919	-	-	376,919	( 8,335)	85	( 7,085)	309,412	-	Note 2
Changchun Yongtai Technology Co., Ltd.	Manufacturer of degradable plastic resin	44,288	(2)	44,288	-	-	44,288	( 1,087)	85	( 924)	49,184	-	Note 2
Fu Hon Yuan (Shenzhen) Environmental Technology Ltd.	Environmental technology development and wholesale of pollution controlling equipments	5,536	(2)	-	-	-	-	2,804	87.98	2,467	234,804	-	Note 2
Scienbizip Consulting (Shenzhen) Co., Ltd.	Management and consulting services	121,792	(2)	-	-	-	( -)	7,426)	51	( 3,787)	420,683	-	Note 2
Guizhou Funayuan Chuang Technology Co., Ltd.	Manufacturing and marketing of liquid crystal display components	1,134,880	(2)	1,134,880	-	-	1,134,880	( 54,251)	99.38	( 53,915)	659,066	-	Note 2

Investee in Mainland China	Main business activities	Paid-in capital	Investment method (Note 1)	Accumulated amount of remittance from Taiwan to Mainland China as of January 1, 2021	Amount remitted from Taiwan to Mainland China/ Amount remitted back to Taiwan for the year ended December 31, 2021		Accumulated amount of remittance from Taiwan to Mainland China as of December 31, 2021	Net income of investee for the year ended December 31, 2021	Ownership held by the Company (direct or indirect)	Investment income (loss) recognised by the Company for the year ended December 31, 2021	Book value of investments in Mainland China as of December 31, 2021	Accumulated amount of investment income remitted back to Taiwan as of December 31, 2021	Footnote
					Remitted to Mainland China	Remitted back to Taiwan							
Chongqing Hongteng Technology Co., Ltd.	Manufacturing and marketing of connectors for optical fibres, optical fibre bundles or cables	\$ 83,040	(2)	\$ -	\$ -	\$ -	\$ -	\$ 56,166	72.61	\$ 42,936	\$ 184,404	\$ -	Note 2
Fuguikang Precision Electronics (Guizhou) Co., Ltd.	Manufacturing and marketing of cellular or other wireless Internet phones (mobile phones), portable automatic data processors (tablets), other automatic data processors (desktops) and other input or output units (game console joysticks)	553,600	(2)	553,600	-	-	553,600	( 21)	100	( 21)	( 701,519)	-	Note 2
Ur Materials (Shenzhen) Co., Ltd.	Manufacturing and marketing of acrylonitrile-butadiene- styrene (ABS) copolymers in primary forms, waste, parings and scrap of polymers of styrene, other polystyrene in primary forms	332,160	(2)	332,160	-	-	332,160	63,560	100	63,560	1,164,668	-	Note 2
Foxconn Industrial Internet Co., Ltd.	Manufacture and sale of multifunctional industrial robot	86,449,924	(2)	23,816,694	-	-	23,816,694	86,546,404	84.08	72,692,984	439,032,903	11,947,749	Note 2
Shenzhen Hongzhi Yunchuang Technology Co., Ltd.	Manufacture and sale of injection or compression moulds for metal or metal carbides	415,200	(2)	415,200	-	-	415,200	( 7,062)	100	( 7,062)	360,038	-	Note 2
Fu Jin Ji Network Technology (Henan) Co., Ltd.	Wholesale, software design, machine leasing and maintenance services	435,410	(2)	76,024	-	-	76,024	( 16,337)	100	( 16,337)	641,304	-	Note 2

Investee in Mainland China	Main business activities	Paid-in capital	Investment method (Note 1)	Accumulated amount of remittance from Taiwan to Mainland China as of January 1, 2021	Amount remitted from Taiwan to Mainland China/ Amount remitted back to Taiwan for the year ended December 31, 2021		Accumulated amount of remittance from Taiwan to Mainland China as of December 31, 2021	Net income of investee for the year ended December 31, 2021	Ownership held by the Company (direct or indirect)	Investment income (loss) recognised by the Company for the year ended December 31, 2021	Book value of investments in Mainland China as of December 31, 2021	Accumulated amount of investment income remitted back to Taiwan as of December 31, 2021	Footnote
					Remitted to Mainland China	Remitted back to Taiwan							
Jusda Supply Chain Management International Co., Ltd.	Truck freight transportation, cargo transportation, ocean freight transportation forwarding services, civil aviation transportation; warehousing and storage, computer and appliance and telecommunication facilities repair and maintenance	\$ 9,849,455	(2)	\$ 1,413,617	\$ -	\$ -	\$ 1,413,617	\$ 2,180,852	65.53	\$ 1,429,108	\$ 12,562,494	\$ -	Note 2
Chongqing Yuanchuang Technology & Research Industrial Development Co., Ltd.	Design, development, and manufacturing of automotive molds, fixtures, and gauges	451,956	(2)	-	-	-	-	5,827	31.11	1,813	188,814	-	Note 2
Charming International Leasing Co., Ltd.	Financial leasing	830,400	(2)	207,600	-	-	207,600	137,644	100	137,644	1,513,865	-	Note 2
Kunshan Nano New Material Technology Co., Ltd.	Other articles solely for industrial use, of plastics, sandpaper, cutting-oil, waxes, grease, lubricating	564,134	(2)	55,360	-	-	55,360	34,459	9.45	-	55,360	-	Note 2
Shenzhen Jing Huang Technology Co., Ltd.	Communication products technology development, import and export and wholesale of electronic equipment and components	10,115	(2)	18,127	-	-	18,127	1,536	40	614	7,365	-	Note 2

Investee in Mainland China	Main business activities	Paid-in capital	Investment method (Note 1)	Accumulated amount of remittance from Taiwan to Mainland China as of January 1, 2021	Amount remitted from Taiwan to Mainland China/ Amount remitted back to Taiwan for the year ended December 31, 2021		Accumulated amount of remittance from Taiwan to Mainland China as of December 31, 2021	Net income of investee for the year ended December 31, 2021	Ownership held by the Company (direct or indirect)	Investment income (loss) recognised by the Company for the year ended December 31, 2021	Book value of investments in Mainland China as of December 31, 2021	Accumulated amount of investment income remitted back to Taiwan as of December 31, 2021	Footnote
					Remitted to Mainland China	Remitted back to Taiwan							
Fushirui Precision Industry (Jiyuan) Co., Ltd.	Machining centres, other automatic data processing machines, presented in the form of systems	\$ -	(2)	\$ -	\$ -	\$ -	\$ -	\$ -	100	\$ -	\$ -	\$ -	Note 2
Kunshan Fuchengke Precision Electronic Co., Ltd.	Design and manufacture of Surface Mount Technology	692,000	(2)	692,000	-	-	692,000	163,659	100	163,659	1,194,347	-	Note 2
Fu Cheng Ke Precision Electronics (Yantai) Co., Ltd.	Design and manufacture of Surface Mount Technology	-	(2)	207,600	-	-	207,600	-	-	-	-	-	Note 2
Fuhuake Precision Industry (Shenzhen) Co., Ltd.	Manufacture of audiovisual electric products, lighting equipment, wired communication equipment, electronic parts and components, computers and computing peripheral equipments, cars, optical instruments, bare printed circuit boards of recorded media	358,628	(2)	249,120	-	-	249,120	( 67,903)	53.98	( 36,643)	( 1,980)	-	Note 2
Fushirui Chengdu Precision Industry Co., Ltd.	Manufacture and sale of automation equipment and other automatic data processing machines and customs	193,760	(2)	193,760	-	-	193,760	32,877	100	32,877	776,189	-	Note 2
Hongfuzhun Precision Shenzhen Co., Ltd.	Manufacture and sale of automation equipment and other automatic data processing machines and customs	332,160	(2)	332,160	-	-	332,160	166,108	100	166,108	526,682	-	Note 2

Investee in Mainland China	Main business activities	Paid-in capital	Investment method (Note 1)	Accumulated amount of remittance from Taiwan to Mainland China as of January 1, 2021	Amount remitted from Taiwan to Mainland China/ Amount remitted back to Taiwan for the year ended December 31, 2021		Accumulated amount of remittance from Taiwan to Mainland China as of December 31, 2021	Net income of investee for the year ended December 31, 2021	Ownership held by the Company (direct or indirect)	Investment income (loss) recognised by the Company for the year ended December 31, 2021	Book value of investments in Mainland China as of December 31, 2021	Accumulated amount of investment income remitted back to Taiwan as of December 31, 2021	Footnote
					Remitted to Mainland China	Remitted back to Taiwan							
Hongqing Precision Machine Co., Ltd.	Manufacture and sales of comprehensive processors (automation equipment)	\$ 382,949	(2)	\$ 382,949	\$ -	\$ -	\$ 382,949	(\$ 386,608)	100	(\$ 386,608)	\$ 229,949	\$ -	Note 2
Fushirui Precision Industry (Jincheng) Co., Ltd.	Machining centres, other automatic data processing machines, presented in the form of systems	-	(2)	113,488	-	-	113,488	1,268	100	1,268	-	-	Note 2
Fushirui Precision Industry (Zhengzhou) Co., Ltd.	Manufacture and sale of automation equipment and other automatic data processing machines and customs	213,079	(2)	221,440	-	-	221,440	9,060	100	9,060	308,665	-	Note 2
Fumeng Electronical Technology (Heze) Co., Ltd.	Manufacture of Electric conductors for a voltage not exceeding 1000V	138,400	(2)	-	-	-	- (	111,701)	72.61	( 85,390)	( 105,205)	-	Note 2
Hesheng Qin Electronic Technology (Shenzhen) Co., Ltd.	Design of computer, computer peripherals and molds	70,812	(2)	3,874	-	-	3,874 (	9,770)	5	-	3,874	-	Note 2
First Special Material (Shenzhen) Limited	General merchandise wholesale, wholesale chemical materials and products, technology development and sales of computer software, machinery and equipment rental and repair business	830,400	(2)	121,792	-	-	121,792 (	19,355)	96.23	( 18,626)	190,351	-	Note 2

Investee in Mainland China	Main business activities	Paid-in capital	Investment method (Note 1)	Accumulated amount of remittance from Taiwan to Mainland China as of January 1, 2021	Amount remitted from Taiwan to Mainland China/ Amount remitted back to Taiwan for the year ended December 31, 2021		Accumulated amount of remittance from Taiwan to Mainland China as of December 31, 2021	Net income of investee for the year ended December 31, 2021	Ownership held by the Company (direct or indirect)	Investment income (loss) recognised by the Company for the year ended December 31, 2021	Book value of investments in Mainland China as of December 31, 2021	Accumulated amount of investment income remitted back to Taiwan as of December 31, 2021	Footnote
					Remitted to Mainland China	Remitted back to Taiwan							
Beijing Jide Network Technology Limited	Electronic shopping and mail order, computer software design, computer system integration services and other information providers services	\$ 561,416	(2)	\$ 83,040	\$ -	\$ -	\$ 83,040	\$ -	6.38	\$ -	\$ 83,040	\$ -	Note 2
Shenzhen fuhongji Trading Co., Ltd. (Formerly: Rich Dreams Network Technology (Shenzhen) Limited)	Electronic shopping and mail-order, commodity brokerage, information management and professional education services	-	(2)	44,288	-	-	44,288	-	100	-	-	-	Note 2
Shenzhen Nafuhai Optoelectronics Co., Ltd. (Formerly: Shenzhen Nano Photoelectric Co., Ltd.)	Research and development of optoelectronic products, technical services	8,618	(2)	9,850	-	-	9,850	116	9.45	-	9,850	-	Note 2
First Special Material (Henan) Limited	Chemical products, optical film, protection and development film, tape, glue, adhesives, inks, coatings, grinding fluid, cutting oil, plastic products, sandpaper, grinding wheel, design, manufacture, sale, leasing, warranty, service and abrasive of materials and its spare parts	290,640	(2)	290,640	-	-	290,640	510	96.23	491	299,329	-	Note 2



Investee in Mainland China	Main business activities	Paid-in capital	Investment method (Note 1)	Accumulated amount of remittance from Taiwan to Mainland China as of January 1, 2021	Amount remitted from Taiwan to Mainland China/ Amount remitted back to Taiwan		Accumulated amount of remittance from Taiwan to Mainland China as of December 31, 2021	Net income of investee for the year ended December 31, 2021	Ownership held by the Company (direct or indirect)	Investment income (loss) recognised by the Company for the year ended December 31, 2021	Book value of investments in Mainland China as of December 31, 2021	Accumulated amount of investment income remitted back to Taiwan as of December 31, 2021	Footnote
					Remitted to Mainland China	Remitted back to Taiwan							
					for the year ended December 31, 2021	for the year ended December 31, 2021							
Fuzhun Precision Tooling (Jiashan) Co., Ltd.	Metal cutting tools, industrial automatic control system device, CNC machine tools, automatic test equipment and vertical multi-joint robot, automated overhead dimensional storage equipment, portable microcomputers, digital player, and production and marketing business of mold standard parts	\$ 968,800	(2)	\$ 968,800	\$ -	\$ -	\$ 968,800	\$ 350,529	100	\$ 350,529	\$ 2,760,699	\$ -	Note 2
Jin Ji Full Precision Machinery (Wuhan) Co., Ltd.	Metal or metal carbides by injection molding, compression molding, rubber or plastic with mold	968,800	(2)	968,800	-	-	968,800	47,755	100	47,755	1,314,322	-	Note 2
Fuyu Properties (Shanghai) Co., Ltd.	Industrial design e-commerce business, other specialized design services, car rental, other general merchandise retail, computers and peripherals, software, retail communications equipment, audio-visual equipment retail, automobile spare parts and supplies retail	5,100,936	(2)	6,920,000	-	-	6,920,000	134,937	83.13	112,173	3,726,295	-	Note 2
Fuhuake Precision Industry (Guizhou) Co., Ltd.	Design, processing and manufacturing operations of surface-mount circuit board	830,400	(2)	830,400	-	-	830,400	17,749	100	17,749	937,967	-	Note 2

Investee in Mainland China	Main business activities	Paid-in capital	Investment method (Note 1)	Accumulated amount of remittance from Taiwan to Mainland China as of January 1, 2021	Amount remitted from Taiwan to Mainland China/ Amount remitted back to Taiwan for the year ended December 31, 2021		Accumulated amount of remittance from Taiwan to Mainland China as of December 31, 2021	Net income of investee for the year ended December 31, 2021	Ownership held by the Company (direct or indirect)	Investment income (loss) recognised by the Company for the year ended December 31, 2021	Book value of investments in Mainland China as of December 31, 2021	Accumulated amount of investment income remitted back to Taiwan as of December 31, 2021	Footnote
					Remitted to Mainland China	Remitted back to Taiwan							
Lankao Yufu Precision Technology Co., Ltd.	Development, manufacturing and marketing of optical lenses, glass product and metal fitting	\$ 12,000,580	(2)	\$ 10,241,600	\$ -	\$ -	\$ 10,241,600	(\$ 234,351)	100	(\$ 234,351)	\$ 9,876,156	\$ -	Note 2
Lankao Yude Environment Material Technology Inc.	Manufacturing and marketing of carton, color boxes and packaging boxes	-	(2)	1,245,600	-	-	1,245,600	17,721	100	17,721	-	-	Note 2
Hongfusheng Precision Electronics (Zhengzhou) Co., Ltd.	Manufacturing of 3G or higher mobile communication cell phones as well as design and manufacturing of metal and non-metal moulds	422,400	(2)	103,800	-	-	103,800	130,845	100	130,845	1,114,425	-	Note 2

Investee in Mainland China	Main business activities	Paid-in capital	Investment method (Note 1)	Accumulated amount of remittance from Taiwan to Mainland China as of January 1, 2021	Amount remitted from Taiwan to Mainland China/ Amount remitted back to Taiwan for the year ended December 31, 2021		Accumulated amount of remittance from Taiwan to Mainland China as of December 31, 2021	Net income of investee for the year ended December 31, 2021	Ownership held by the Company (direct or indirect)	Investment income (loss) recognised by the Company for the year ended December 31, 2021	Book value of investments in Mainland China as of December 31, 2021	Accumulated amount of investment income remitted back to Taiwan as of December 31, 2021	Footnote
					Remitted to Mainland China	Remitted back to Taiwan							
Nxera Information Technology (Shenzhen) Co., Ltd.	Computer software and hardware; technological development of communication products; internet platform; technological development, service and consultation of surveillance system; consultation of business  planning and marking; domestic trade and business in imports and exports	\$ 25,962	(2)	\$ -	\$ -	\$ -	\$ -	(\$ 17,253)	37.88	(\$ 6,535)	(\$ 25,602)	\$ -	Note 2
Qi Ding Technology Qinhuangdao Co., Ltd.	Development, manufacturing and sales of large and medium electronic calculators, portable calculators, new electronic parts and components, electronic equipment, fine blanking dies, mould standard parts, other parts and accessories; house leasing; wholesale of electronic products; import and export of goods	2,072,195	(2)	-	-	-	-	1,135,214	26.57	301,649	544,352	-	Note 2

Investee in Mainland China	Main business activities	Paid-in capital	Investment method (Note 1)	Accumulated amount of remittance from Taiwan to Mainland China as of January 1, 2021	Amount remitted from Taiwan to Mainland China/ Amount remitted back to Taiwan for the year ended December 31, 2021		Accumulated amount of remittance from Taiwan to Mainland China as of December 31, 2021	Net income of investee for the year ended December 31, 2021	Ownership held by the Company (direct or indirect)	Investment income (loss) recognised by the Company for the year ended December 31, 2021	Book value of investments in Mainland China as of December 31, 2021	Accumulated amount of investment income remitted back to Taiwan as of December 31, 2021	Footnote
					Remitted to Mainland China	Remitted back to Taiwan							
Fuyang Soleros Technology (Nanyang) Co., Ltd.	Investment, procurement, sales, management of new energy including PV, system integration and coordinative measures and equipment; application and consultation service of related technologies	\$ 3,914,902	(2)	\$ -	\$ -	\$ -	\$ -	\$ 109,275	100	\$ 109,275	\$ 3,884,987	\$ -	Note 2
Efeihu (Yantai) Limited	Touring information service, ticket agent, warehousing, intl trade and commission agent, retail of electronics, repair of electronic appliance and online retailing	87,082	(2)	56,423	-	-	56,423	23,854	70	16,698	127,262	-	Note 2
Kunshan Nano Environmental Protection Technology Co., Ltd.	Design and assembly of environment protection electronic devices and water processors; sale of self-produced products; wholesale of cosmetics	78,008	(2)	-	-	-	( - )	29,280	9.45	( - )	20,652	-	Note 2
G-TECH Optoelectronics (Shenzhen) Co., Ltd.	R&D, manufacturing of new panel displays, display materials; wholesale of displays, display materials, PV glasses, parts of mobile telecommunication products, production equipment of displays and PV glasses and wholesale of raw materials for production	1,384,000	(2)	-	-	-	-	13,216	100	13,216	208,108	-	Note 2

Investee in Mainland China	Main business activities	Paid-in capital	Investment method (Note 1)	Accumulated amount of remittance from Taiwan to Mainland China as of January 1, 2021	Amount remitted from Taiwan to Mainland China/ Amount remitted back to Taiwan for the year ended December 31, 2021		Accumulated amount of remittance from Taiwan to Mainland China as of December 31, 2021	Net income of investee for the year ended December 31, 2021	Ownership held by the Company (direct or indirect)	Investment income (loss) recognised by the Company for the year ended December 31, 2021	Book value of investments in Mainland China as of December 31, 2021	Accumulated amount of investment income remitted back to Taiwan as of December 31, 2021	Footnote
					Remitted to Mainland China	Remitted back to Taiwan							
Nanjing Hongfusharp Precision Electronics Co., Ltd.	R&D, manufacturing, sales, technology service, consultation and technology transfer of precise electronics, electro-optics technology and related equipment, medical equipment and devices and automated equipment; lease of self- owned buildings and equipment; int'l trade of own and distributed products and technologies	\$ 5,500,028	(2)	\$ 4,705,600	\$ -	\$ -	\$ 4,705,600	(\$ 18,520)	100	(\$ 18,520)	\$ -	\$ -	Note 2
Qukuailian Information and Technology (Shenzhen) Ltd.	Development of computers, IoT products and software; consultation service of computers and IoT technologies; strategy planning of business operation; business information service	201,924	(2)	110,692	-	-	110,692	2,661	53.33	1,419	37,587	-	Note 2
TNS Mobile (Beijing) Co., Ltd.	Wholesale of mobile telecommunication equipment and terminals, computer hardware and software, internet devices, commission agent and international trade	128,850	(2)	-	-	-	-	( 49,041)	63.43	( 30,870)	( 613,024)	-	Note 2

Investee in Mainland China	Main business activities	Paid-in capital	Investment method (Note 1)	Accumulated amount of remittance from Taiwan to Mainland China as of January 1, 2021	Amount remitted from Taiwan to Mainland China/ Amount remitted back to Taiwan		Accumulated amount of remittance from Taiwan to Mainland China as of December 31, 2021	Net income of investee for the year ended December 31, 2021	Ownership held by the Company (direct or indirect)	Investment income (loss) recognised by the Company for the year ended December 31, 2021	Book value of investments in Mainland China as of December 31, 2021	Accumulated amount of investment income remitted back to Taiwan as of December 31, 2021	Footnote
					Remitted to Mainland China	Remitted back to Taiwan							
Megvii (Beijing) Technology Co., Ltd.	Technology development of computer software, technology service, computer system integration, data processing, computer graphic design, wholesale of self-developed products, machinery and equipment, electronics, electric appliances, computers, software and auxiliary equipment	\$ 13,535,154	(2)	\$ 36,507	\$ -	\$ -	\$ 36,507	\$ -	3.30	\$ -	\$ 36,507	\$ -	Note 2
ShunYun Technology (Zhongshan) Limited (Formerly: Xun Pin Electronic Technology (Zhongshan) Co., Ltd.)	Manufacture, research, development, and after-sale service of IC, new electronic components, electronic manufacturing equipment, equipment spare parts, raw materials for self-produced products, machine, electrical equipment, electronic products and software, communication products and software	267,306	(2)	-	-	-	-	62,747	59.52	37,347	361,595	-	Note 2

Investee in Mainland China	Main business activities	Paid-in capital	Investment method (Note 1)	Accumulated amount of remittance from Taiwan to Mainland China as of January 1, 2021	Amount remitted from Taiwan to Mainland China/ Amount remitted back to Taiwan for the year ended December 31, 2021		Accumulated amount of remittance from Taiwan to Mainland China as of December 31, 2021	Net income of investee for the year ended December 31, 2021	Ownership held by the Company (direct or indirect)	Investment income (loss) recognised by the Company for the year ended December 31, 2021	Book value of investments in Mainland China as of December 31, 2021	Accumulated amount of investment income remitted back to Taiwan as of December 31, 2021	Footnote
					Remitted to Mainland China	Remitted back to Taiwan							
Fu Sheng Optoelectronics Technology (Kunshan) Co., Ltd.	Optoelectronics technology development, technology transfer, technical consulting, technical services, development and manufacturing of optical communication modules, highspeed connectors and cables; development and testing of new energy vehicle charging systems, sales of self-produced products and photovoltaic products	\$ 321,345	(2)	\$ -	\$ -	\$ -	\$ -	\$ 57,803	36.31	\$ 22,094	\$ 217,572	\$ -	Note 2
FIH Electronics Technology (Nanjing) Co., Ltd.	Production and processing of mobile communication equipment (mobile phones) and their components and related modules, fixtures and inspection tools	-	(2)	-	-	-	-	-	-	-	-	-	Note 4
FIH (Nanjing) Intelligent Technology Co., Ltd.	Mobile phone-related software and hardware development testing, system integration, application services and related technical services	-	(2)	-	-	-	-	38	63.43	24	-	-	Note 2

Investee in Mainland China	Main business activities	Paid-in capital	Investment method (Note 1)	Accumulated amount of remittance from Taiwan to Mainland China as of January 1, 2021	Amount remitted from Taiwan to Mainland China/ Amount remitted back to Taiwan for the year ended December 31, 2021		Accumulated amount of remittance from Taiwan to Mainland China as of December 31, 2021	Net income of investee for the year ended December 31, 2021	Ownership held by the Company (direct or indirect)	Investment income (loss) recognised by the Company for the year ended December 31, 2021	Book value of investments in Mainland China as of December 31, 2021	Accumulated amount of investment income remitted back to Taiwan as of December 31, 2021	Footnote
					Remitted to Mainland China	Remitted back to Taiwan							
Jin Ji Full Precision Machinery (Qinhuangdao) Co., Ltd.	Development and production of precision molds, metal and nonmetal mold components, machine components, electronic products spare parts; automation equipment and its key components, hardware products, sheet metal products, injection molding, plastic products development, design, production, heat treatment processing, metal material shear processing	\$ 41,520	(2)	\$ -	\$ -	\$ -	\$ -	(\$ 33,320)	100	(\$ 33,320)	\$ 5,354	\$ -	Note 2
Ji Zhi Precision Technology (Shenzhen) Co., Ltd.	Development, design, production and sales of display materials, precision glass components, photovoltaic glass, spare parts for mobile communication products, display screens and photovoltaic glass production equipment and raw materials	-	(2)	415,200	-	-	415,200	-	100	-	-	-	Note 2
Guangxi Hongzhiyi Investment Management Co., Ltd.	Management and consulting services, trust asset management, equity investment, financial consulting, corporate management consulting, investment information consulting services	9,775	(2)	4,277	-	-	4,277	( 2,328)	50	( 1,164)	( 313)	-	Note 2



Investee in Mainland China	Main business activities	Paid-in capital	Investment method (Note 1)	Accumulated amount of remittance from Taiwan to Mainland China as of January 1, 2021	Amount remitted from Taiwan to Mainland China/ Amount remitted back to Taiwan for the year ended December 31, 2021		Accumulated amount of remittance from Taiwan to Mainland China as of December 31, 2021	Net income of investee for the year ended December 31, 2021	Ownership held by the Company (direct or indirect)	Investment income (loss) recognised by the Company for the year ended December 31, 2021	Book value of investments in Mainland China as of December 31, 2021	Accumulated amount of investment income remitted back to Taiwan as of December 31, 2021	Footnote
					Remitted to Mainland China	Remitted back to Taiwan							
Huai An Jiawei Industrial Development Co., Ltd.	Manufacture and sales of construction and building materials, furniture and hardware tools; business information consultancy; dining management; dining service	\$ 803,638	(2)	\$ -	\$ -	\$ -	\$ -	\$ 39,052	37.96	\$ 14,824	\$ 240,650	\$ -	Note 2
Yuan Kang Agricultural Technology (Shenzhen) Co., Ltd.	Engaged in the development of pollution-free cultivation techniques and products for vegetables and fruits; agricultural cultivation technology equipment, craft gifts, health food, wholesale technical consultation, retail, import and export, and other relative business	23,715	(2)	-	-	-	(	56,548)	50	(	28,274)	3,509	- Note 2
Hong-Qi Mechatronics (Anhui) Co., Ltd.	Engaged in business development, production, sales and trading of automated equipment and its key components, automation peripherals, automation fixtures, precision spindles, servo drive systems, bus control systems, injection molding machines, smart appliances; engaged in goods and technology import and export business	1,022,092	(2)	-	-	-	(	365,256)	100	(	365,256)	375,467	- Note 2

Investee in Mainland China	Main business activities	Paid-in capital	Investment method (Note 1)	Accumulated amount of remittance from Taiwan to Mainland China as of January 1, 2021	Amount remitted from Taiwan to Mainland China/ Amount remitted back to Taiwan for the year ended December 31, 2021		Accumulated amount of remittance from Taiwan to Mainland China as of December 31, 2021	Net income of investee for the year ended December 31, 2021	Ownership held by the Company (direct or indirect)	Investment income (loss) recognised by the Company for the year ended December 31, 2021	Book value of investments in Mainland China as of December 31, 2021	Accumulated amount of investment income remitted back to Taiwan as of December 31, 2021	Footnote
					Remitted to Mainland China	Remitted back to Taiwan							
Hongfei Precision Technology (Shenzhen) Co., Ltd.	Engaged in the development, production and sales of video cameras and their accessories, multimedia recording and player and accessories, digital audio and video systems; leasing of electronic equipment; domestic trade; operating export business	\$ 273,137	(2)	\$ -	\$ -	\$ -	\$ -	\$ 38,058	100	\$ 38,058	\$ 166,176	\$ -	Note 2
Chengdu NUWA Robotics Corp.	Manufacturing and marketing of smart robot and auto digital signal process device and components	-	(2)	-	-	-	-	-	-	-	-	-	Note 5
Yihong Technology (Chengdu) Co., Ltd. (Formerly: Bisheng Technology (Chengdu) Co., Ltd.)	Manufacture and sale of biometrics technology, touch systems (touch screens, touch components), flat panel display modules, and display materials	470,560	(2)	-	-	-	-	49,542	22.54	11,167	83,208	-	Note 2
Kunshan Kangrui Packaging Materials Limited	Production and processing of cartons, paper packaging supplies, hardware accessories, plastic products, sales of self-produced products and after-sales service	18,257	(2)	-	-	-	( 2,090)	26.47	( 553)	3,990	-	-	Note 2

Investee in Mainland China	Main business activities	Paid-in capital	Investment method (Note 1)	Accumulated amount of remittance from Taiwan to Mainland China as of January 1, 2021	Amount remitted from Taiwan to Mainland China/ Amount remitted back to Taiwan		Accumulated amount of remittance from Taiwan to Mainland China as of December 31, 2021	Net income of investee for the year ended December 31, 2021	Ownership held by the Company (direct or indirect)	Investment income (loss) recognised by the Company for the year ended December 31, 2021	Book value of investments in Mainland China as of December 31, 2021	Accumulated amount of investment income remitted back to Taiwan as of December 31, 2021	Footnote
					Remitted to Mainland China	Remitted back to Taiwan							
					for the year ended December 31, 2021	for the year ended December 31, 2021							
Li Ding Semiconductor Technology (Shenzhen) Co., Ltd	R&D of IC packaging, IC-specific materials, system-level packaging, sales of self-manufacture products and relevant technologies and after-sales services	\$ 3,223,398	(2)	\$ -	\$ -	\$ -	\$ -	\$ 86,439	26.57	\$ 22,969	\$ 6,226	\$ -	Note 2
Zetmage Solutions, Inc.	Design of Integrated circuit, development of software, wholesale and retail of electronic product and service of intellectual property	270,790	(2)	-	-	-	( 247,810)	26.07	( 64,609)	50,481	-	Note 2	
Pollux Technologies, Inc.	Design of Integrated circuit, development of software, wholesale and retail of electronic product and service of intellectual property	151,935	(2)	-	-	-	( 10,293)	26.07	( 2,684)	69,860	-	Note 2	
Langyage Semiconductor, Inc.	Design of Integrated circuit, development of software, wholesale, retail and repair of electronic product and service of intellectual property	106,518	(2)	-	-	-	( 58,695)	26.07	( 15,303)	28,530	-	Note 2	
Foshan Pulida Technology Co., Ltd	Design and sale of camera, electronic laser manufacturing machine, projector, monitor, digital video system, multidimension anaglyph spectacles, electronic and optoelectronic control unit, LCD display unit, precision lens and stamping die	349,367	(2)	-	-	-	16,601	100	16,601	342,935	-	Note 2	

Investee in Mainland China	Main business activities	Paid-in capital	Investment method (Note 1)	Accumulated amount of remittance from Taiwan to Mainland China as of January 1, 2021	Amount remitted from Taiwan to Mainland China/ Amount remitted back to Taiwan for the year ended December 31, 2021		Accumulated amount of remittance from Taiwan to Mainland China as of December 31, 2021	Net income of investee for the year ended December 31, 2021	Ownership held by the Company (direct or indirect)	Investment income (loss) recognised by the Company for the year ended December 31, 2021	Book value of investments in Mainland China as of December 31, 2021	Accumulated amount of investment income remitted back to Taiwan as of December 31, 2021	Footnote		
					Remitted to Mainland China	Remitted back to Taiwan									
Qingdao New Code Technology Co., Ltd.	Design of IC packaging and testing; sale of IC, support plate, equipment and related technical service and consulting; design of packaging equipment, testing equipment, software and hardware; wholesale, import and export of semiconductor materials; other related supporting services	\$ 1,297,522	(2)	\$ -	\$ -	\$ -	\$ -	\$ 53,193	20.13	\$ 10,708	\$ 161,483	\$ -	Note 2		
Sound Solutions (Zhenjiang) Co., Ltd.	Design and manufacture of acoustic components	3,079,746	(2)	-	-	-	(	203,795)	73.28	(	149,341)	(	275,429)	-	Note 2
Futaihua Precision Industry (Weihai) Co., Ltd.	Manufacture and sale of copiers and offset printers	-	(2)	-	-	-	-	7,908	100	7,908	7,926	-	Note 2		

Company name	Accumulated amount of remittance from Taiwan to Mainland China as of December 31, 2021	Investment amount approved by the Investment Commission of the Ministry of Economic Affairs (MOEA)	Ceiling on investments in Mainland China imposed by the Investment Commission of MOEA
Hon Hai Precision Industry Co., Ltd.	\$ 183,654,723	\$ 343,082,688	\$ -

Note 1: Investment methods are classified into the following three categories:

- (1) Directly invest in a company in Mainland China.
- (2) Through investing in Foxconn (FarEast) Limited in the third area, which then invested in the investee in Mainland China.
- (3) Others.

Note 2: The basis for investment income (loss) recognition is from the financial statements which were based on the audited and attested by R.O.C. parent company's CPA, except FIH Precision Component (Beijing) Co., Ltd., Shenzhen Fu Tai Hong Precision Industry Co., Ltd., Honxun Electrical Industry (Hangzhou) Co., Ltd., FIH (Tian Jin) Precision Industry Co., Ltd., Futaijing Precision Electronics (Beijing) Co., Ltd., FIH Precision Electronics (Lang Fang) Co., Ltd., FIH (Nanjing) Communications Co., Ltd., Nanning Futaihong Precision Industry Co., Ltd., Futaijing Precision Electronics (Yantai) Co., Ltd., TNS Mobile (Beijing) Co., Ltd., FIH Electronics Technology (Nanjing) Co., Ltd., FIH (Nanjing) Intelligent Technology Co., Ltd., which the financial statements are audited and attested by international accounting firm which has cooperative relationship with firm in R.O.C.

Note 3: The Company has remitted US\$654,890 from own funds in 2014 to Foxteq Holdings Inc. in the British Virgin Islands to acquire 40% of the shares from Chinadragon Telecom Holding Co., Ltd., allowing the Company to indirectly hold 40% of its reinvestment in Shenzhen Jing Huang Technology Co., Ltd.

Note 4: The Company was approved by Investment Commission, MOEA of an investment of US\$156,950,000 in FIH Electronics Technology (Nanjing) Co., Ltd., which has not yet been established as of December 31, 2021.

Note 5: The Company was approved by Investment Commission, MOEA of an investment of US\$13,441 in Chengdu NUWA Robotics Corp., which has not yet been established as of December 31, 2021.

1. The following is a list of investments in Mainland China that have been liquidated, divested, or annulled, but the registered investment amounts have not yet been filed to the Investment Commission, MOEA:

1. The Company was approved by Investment Commission, MOEA of an investment of US\$3,000,000 in Guangxuhui Technology (Shenzhen) Co., Ltd., which had been liquidated in 2005.
2. The Company was approved by Investment Commission, MOEA of an investment of US\$625,000 in Shanghai Premier Image Trade Co., Ltd., which had been liquidated in April 2009.
3. The Company was approved by Investment Commission, MOEA of an investment of US\$684,091 in Dongfeng Antec (Wuhan) Automobile Electric System Co., Ltd. All of the shares had been transferred in 2009.
4. The Company was approved by Investment Commission, MOEA of an investment of US\$814,000 in Liuzhou Antec Fangshen Electric System Co., Ltd. All of the shares have been sold out in 2012.
5. The Company was approved by Investment Commission, MOEA of a total investment of US\$391,085 in Alibaba (China) Technology Co., Ltd., Alibaba (China) Software Co., Ltd., Alibaba (Shanghai) Technology Co., Ltd., and Beijing Sinya Online Information Technology Co., Ltd., which have been sold out in 2012.
6. The Company was approved by Investment Commission, MOEA of an investment of US\$2,500,000 in Hongfuqiang Precision Electronics (Yingkou) Co., Ltd., which had been liquidated in 2012.
7. The Company was approved by Investment Commission, MOEA of an investment of US\$12,000,000 in Hong Fujin Precision Industrial (Qinhuangdao) Co., Ltd., which had been liquidated in 2011.
8. The Company was approved by Investment Commission, MOEA of an investment of US\$8,000,000 in Foxconn Technology (Qinhuangdao) Co., Ltd., which had been liquidated in 2011.
9. Qunkang Precision Component (Kunshan) Co., Ltd. has been permitted by the Investment Commission, Ministry of Economic Affairs for the investment of US\$6,000,000 and completed the registration of business combination with Kangzhun Electronic Technology (Kunshan) Co., Ltd. at the competent authority in 2016. The surviving company is Kangzhun Electronic Technology (Kunshan) Co., Ltd.
10. The Company was approved by Investment Commission, MOEA of an investment of US\$18,000,000 in Foshan Fu Hua Ke Precision Electronics Co., Ltd., which had been liquidated in December 2017. On October 22, 2018, MOEA approved the withdrawal of the investment of US\$13,500,000.
11. The Company was approved by Investment Commission, MOEA of an investment of US\$690,139 in Yantai Jiray Electronic Technology Co., Ltd., which had been liquidated by the competent authority on January 18, 2018.
12. The Company was approved by Investment Commission, MOEA of an investment of US\$53,490,425 in Champ Tech Optical (Foshan) Corporation, which has been sold out in 2018. On April 26, 2019, MOEA approved the withdrawal of the investment of US\$53,490,425.
13. The Company was approved by Investment Commission, MOEA of an investment of US\$20,000 in Jin Ji Trading (Linyi) Co., Ltd., which had been liquidated in 2019.
14. Kangzhun Electronic Technology (Kunshan) Co., Ltd. has been permitted by the Investment Commission, Ministry of Economic Affairs for the investment of US\$112,689,109 and completed the registration of business combination with Fuyang Electrical Technology (Changshu) Co., Ltd. at the competent authority in 2019. The surviving company is Kangzhun Electronic Technology (Kunshan) Co., Ltd.
15. The Company was approved by Investment Commission, MOEA of an investment of US\$2,126,394 in Jiaxing Radioshack Trading Limited, which had been liquidated in 2019.
16. The Company was approved by Investment Commission, MOEA of an investment of US\$7,183,572 in FIH (Chengdu) Communication Technology Co., Ltd., which had been liquidated in 2019.
17. The Company was approved by Investment Commission, MOEA of an investment of US\$3,000,000 in Amlink (Shanghai) Ltd., which had been liquidated in 2019.
18. The Company was approved by Investment Commission, MOEA of an investment of US\$6,000,000 in Beijing Ainemo Network Technology Limited. All of the shares have been sold out in 2020.
19. The Company was approved by Investment Commission, MOEA of an investment of US\$20,000,000 in Fargan Technology Co., Ltd., which had been liquidated in 2020.
20. The Company was approved by the Investment Commission, M.O.E.A. of an investment of US\$47,158 in Fujian 101 Education Technology Co., Ltd. All of the shares were sold out in 2020.
21. The Company was approved by the Investment Commission, M.O.E.A. of an investment of US\$1,600,000 in Shenzhen Fuhongjie Technology Services Co., Ltd., which was liquidated in 2020.
22. The Company was approved by the Investment Commission, M.O.E.A. of an investment of US\$15,000,000 in Ji Zhi Precision Technology (Shenzhen) Co., Ltd., which was liquidated in February 2021.
23. The Company was approved by the Investment Commission, M.O.E.A. of an investment of US\$50,000,000 in Lianpu Technology (Shenzhen) Co., Ltd., which was liquidated in February 2021.
24. The Company was approved by the Investment Commission, M.O.E.A. of an investment of US\$10,000,000 in Jin Ji Full Precision Machinery (Huaian) Co., Ltd., which was liquidated in October 2020.
25. The Company was approved by the Investment Commission, M.O.E.A. of an investment of US\$3,100,239 in UER Technology (Shenzhen) Limited, which was liquidated in March 2021.
26. The Company was approved by the Investment Commission, M.O.E.A. of an investment of US\$17,000,000 in TianJin Funayuanchuang Technology Co., Ltd., which was liquidated in October 2021.
27. The Company was approved by the Investment Commission, M.O.E.A. of an investment of US\$7,500,000 in Fu Cheng Ke Precision Electronics (Yantai) Co., Ltd., which was liquidated in October 2019.
28. The Company was approved by the Investment Commission, M.O.E.A. of an investment of US\$4,100,000 in Fushirui Precision Industry (Jincheng) Co., Ltd., which was liquidated in November 2021.
29. Lankao Yude Environmental Material Technology Co., Ltd. has been permitted by the Investment Commission, Ministry of Economic Affairs for the investment of US\$45,000,000 and completed the registration of business combination with Lankao Yufu Precision Technology Co., Ltd. at the competent authority in 2021. The surviving company is Lankao Yufu Precision Technology Co., Ltd.
30. Nanjing Hongfusharp Precision Electronics Co., Ltd. has been permitted by the Investment Commission, Ministry of Economic Affairs for the investment of US\$170,000,000 and completed the registration of business combination with Hongfujin Precision Electronics (Zhenzhou) Co., Ltd. at the competent authority in 2021. The surviving company is Hongfujin Precision Electronics (Zhenzhou) Co., Ltd.

II. The following is a list of investments in Mainland China that have been reinvested by Chinese companies due to restructuring of investment structure, and whose investment amounts have been approved to be included in investments in Mainland China:

1. To the investees including Hongqunsheng Precision Electronics (Yingkou) Co., Ltd., Hongqisheng Precision Electronics (Qinhuangdao) Co., Ltd., Hong Heng Sheng Electrical Technology (Huaian) Co., Ltd., Fubo Industrial (Shenzhen) Co., Ltd., Qinding Precision Electronics (Huaian) Co., Ltd. and Yuding Precision Electronics (Huaian) Co., Ltd., the total investment of US\$216,509,695 has been approved by Investment Commission, MOEA. Manufacturing and marketing of flexible display and molding.  
However, Avary Holding (Shenzhen) Co., Limited acquired the above mentioned investees in response to the adjustment in the investment structure. The Company was approved by Investment Commission, MOEA on September 20, 2017.
  2. An investment proposal totaling US\$922,949,697 in the investees in Mainland China has been approved by Investment Commission of MOEA. The investees included Ambient Microsystem (Shanghai) Co., Ltd., Amworld Microsystems (Shanghai) Ltd., Jizhun Precision Industry (Huizhou) Co., Ltd., HongFujing Precision Electronics (Tianjin) Co., Ltd., System Integration electronics(Hangzhou) Co., Ltd., Nanning Fugui Precision Industrial Co., Ltd., Futaihua Precision Electronics (Zhengzhou) Co., Ltd., Futaihua Precision Electronics (Jiyuan) Co., Ltd. and Henan Yuzhan Technology Limited. However, Foxconn Industrial Internet Co., Ltd. will acquire the aforementioned investees in Mainland China in response to changes in the Company's investment framework. The Company has reported to Investment Commission of MOEA about the investment adjustment on May 26, 2017.
- III. Pursuant to the newly amended "Review Principles of Investment and Engagement of Technological Cooperation in Mainland China" dated August 29, 2008, since the Company has obtained the certificate of being qualified for operating headquarters, which was issued by the Industrial Development Bureau, MOEA, the ceiling amount of the investment in Mainland China is not applicable to the Company.
- IV. The Company invests in the company via investee companies in Mainland China including WangHui Trading (Shanghai) Co., Ltd., Shanghai Ketaihuajie Technology Co., Ltd., Shanghai Foxconn Co., Ltd., Shanghai Fusheng New Energy Technology Co., Ltd., Shanghai Fujingtong Business Factoring Limited, Shanghai Fusharp Sales Co., Ltd., Shanghai Futaitong International Logistics Co., Ltd., Shanghai Zhuxuntong Import & Export Shanghai Ganxing Logistics Co., Ltd., Fulian Technology (Shanxi) Co., Ltd., Shandong Chengshang Energy Co., Ltd., Industrial Fulian (Hangzhou) Data Technology Co., Ltd., Co., Ltd., Shanghai Pengzhan Investment Co., Ltd., Industrial Fulian Hengyang Zhizaogu Co., Ltd., Yuanfu (Shenzhen) Technology Co., Ltd., Inner Mongolia Xin Jing Photovoltaic Power Generation Co., Ltd., Taiyuan Fuchi Technology Co., Ltd., Industrial Fulian Foshan Zhizaogu Co., Ltd., Beijing Fuyang Electronic Commerce Limited, Beijing Fuyang New Energy Technology Co., Ltd., Beijing Yuzhan Zhizao Technology Co., Ltd., Gansu Fuguangyuan Electronic Technology Co., Ltd., HCC Teletron (HK) Technology Co., Ltd., Mingyang Real Estate Development (Kunshan) Co., Ltd., Leapsy Inc.Chengdu Zhuxuntong Import & Export Co., Ltd., Chengdu Zhuren Technology Co., Ltd., Ingrasys Info-Tech Corp. Foshan Shunde Jishun Precision Industry Co., Ltd., Foshan Zhizaogu Industrial Demonstration Base Co., Ltd., Foshan Zhizaogu Innovation Center Co., Ltd., Baichang Technology Service (Tianjin) Co., Ltd., Zhoukou Yuzhan Precision Technology Co., Ltd., Kunshan XinYang Real Estate Development Co., Ltd., Efeihu (Chengdu) E-commerce Limited, Hangzhou Jiangyu Innovation Medical Technology Co., Ltd., Dong Guan Fu Yi Precision Industry Co., Ltd., Dongying PV Technology Co., Ltd., Wuhan Zhunxuntong Enterprise Service Co., Ltd., Wuhan Yuzhan Henan Zhongyuan Finance & Fund Management Co., Ltd., Kunming Fulitong International Trading Co., Ltd., Henan Zhongyuan Financial Leasing Co., Ltd., Precision Technology Co., Ltd., Henan Yupin Real Estate Co., Ltd., Henan Fuchi Technology Co., Ltd., Henan Yuzhan Technology Limited, Polight Technology (Foshan) Co., Ltd., Qianhai Yuzhan (Shenzhen) Consulting Management Co., Ltd., Nanjing Futeng New Energy Automobile Technology Co., Ltd., Nanyang Hongfujing Precision Electronic Co., Ltd., Nanning Fugui Precision Industry Co., Ltd., Simatee Technology (Shenzhen) Co., Ltd., Chongqing Guanzhuo Technology Co., Ltd., Chongqing Futaotang Logistics Limited Co., Ltd., Chongqing Fugui Electronics Co., Ltd., Chongqing Fuyusheng Electronics Technology Co., Ltd., Chongqing Zhunxuntong Customs Service Co., Ltd., Chongqing Jingmei Precision Electronic Co., Ltd., Junda Energy Technology (Shanghai) Co., Ltd., Triple Win Technology (JinCheng) Co., Ltd., Jincheng Foxconn Intelligent Manufacturing Vocational Training School Co., Ltd., Jincheng Futaihua Precision Electronic Co., Ltd., Jincheng Hongren Technology Co., Ltd., Jin cheng Hongzhi Nano optical-mechanical-electrical institute Co., Ltd., Jincheng HongShuo intelligent technology Co., Ltd., System Integration (Hai Ning) Electronics Co., Ltd., Infocus Precision Industry (Shenzhen) Co., Ltd., Talentek Microelectronics (He Fei) Limited Amworld Microsystems (Shanghai) Limited, Ingrasys Info-Tech Corporation, Ambient Microsystem (Shanghai) Co., Ltd., Ambient Microsystems (Jiashan) Co., Ltd., Jizhun Precision Industry (Huizhou) Co., Ltd., Huaian Mingyang Real Estate Development Co., Ltd., Huaian Fuyang Soleros Technology Co., Ltd., Huaian Hongyu Electronic Technology Co., Ltd., Shenzhen Hochichuang Technology Co., Ltd., Shenzhen eLux Display Co., Ltd., Shenzhen Jinchangji Technology Co., Ltd., Jin Ji Tiger Investment Holding Co., Ltd., Shenzhen Jinjiyu Information Consulting Co., Ltd., Shenzhen Foxconn Advanced Manufacturing Capacity Training University, Shenzhen Fuhongxun Technology Co., Ltd., Fuxuntong Trading (Shenzhen) Co., Ltd., Shenzhen Fortune Fintech Co., Ltd., Shenzhen Fertile Plan International Logistics Co., Ltd., Shenzhen Fu Neng New Energy Technology Co., Ltd., Shenzhen Fulianwang Internet Of Things Intelligent Home Furnishing Co., Ltd., Shenzhen Fu Rong Inclusive Finance Co., Ltd., Shenzhen FII-LUSTER LightTech Co., Ltd. Shenzhen Fuhongjie Technology Service Co., Ltd., Shenzhen Dengmao Science & Technology Co., Ltd., Shenzhen Yuzhan Precision Technology Co., Ltd., Shenzhen Hyper Power Information Technology Co., Ltd., SMART SHELL office (Shenzhen) Co., Ltd., Shenzhen Hongzhaoda Technology services Co., Ltd., Hongfei Precision Technology (shenzhen)Co., Ltd., Shenzhen Foxconn Advanced Manufacturing Capacity Training University, Shenzhen Fugui Precision Industry Co., Ltd., Shenzhen Fu Lian Intelligent Manufacturing Industry Innovation Center Co., Ltd., Shenzhen Zhangsongzhi Technology Service Co., Ltd., Shenzhen Zhizaogu Industrial Internet Innovation Center Co., Ltd., Shenzhen Jingjiang Yunchuang Technology Co., Ltd., Shenzhen Jingji Precision Machinery Trade Co., Ltd., System Integration Electronics (Hangzhou) Co., Ltd., Kaili Fulitong International Trading Co., Ltd., Innovative & Intelligent Factory Accelerator (Shenzhen) Co., Ltd., Fuyou Wande Trading Co., Ltd., Fu Jia Zhichuang (Shenzhen) Technology Co., Ltd., Fu Ming Tuo Property Management (Shenzhen) Co., Ltd., Fujingtong Financial Information Services (Shanghai) Co., Ltd., Futaihua Precision Electronics (Zhengzhou) Co., Ltd., Futaihua Precision Electronics (Jiyuan) Co., Ltd., Fortune Manufacturing (Fujian) Digital Technology Co., Ltd., Fuxiang Private Equity Investment Fund Joint Ventur, Fu Ji Yun (Shenzhen) Technology Co., Ltd., Fu Meng (Shenzhen) Consulting Service Co., Ltd., Rich Dreams Network Technology (Hangzhou) Limited, Fulian Intelligent Workshop (Shenzhen) Co., Ltd., Fuhong Cloud Computing (Tianjin) Co., Ltd., FuYun Acoustics Technology (Shenzhen) Co., Ltd., Langfang City Fuyang New Energy Technology Co., Ltd., Langfang Yuzhan Technology Limited, Guizhou Fuhuada Precision Electronics Co., Ltd., Yantaiishi Fulitong International Trading Co., Ltd., Yantai Futaitong International Logistics Co., Ltd., Yantai Hongfu Occupation Training School Ur Material (Yantai) Co., Ltd., Jiashan PV Technology Co., Ltd., Jiaxing Zhixie Trading Co., Ltd., JiaXin Aifengpai Trading Co., Ltd., Ur Material Technology (Guangzhou) Co., Ltd., Guangxi Fumeng Innovation Technology Co., Ltd., Pan Zhou Fu Gui Kang Precision Electronic Co., Ltd., Panzhou Fu Gui Kang Precision Electronic Co., Ltd., Zhenzhou Yangang Detection Service Co., Ltd., Zhongyuan Micro-credit Co., Ltd., Zhenzhou Fuyusheng Energy Technology Co., Ltd., Zhenzhou Fuyucheng Agricultural Biotechnology Co., Ltd., Zhenzhou Fulian Intelligent Workshop Co., Ltd., Zhenzhou Junda Logistics Co., Ltd., Zhenzhou WannaYun Elec. Technology Co., Ltd., Zhenzhou Yu Peng Precision Technology Co., Ltd., Zhenzhou Hongren Cutting Tool Limited, Jin Ji Full Precision Machinery (Hengyang) Co., Ltd., Hengyang Fuxiangyun Culture Co., Ltd., Hengyang Yuzhan Precision Technology Co., Ltd., Hengyang Hengzhifu Finance & Accounting Services Co., Ltd., Ur Industry Materials (Langfang) Co., Ltd., Ur New Materials Technology (Wuhan) Co., Ltd., Ur Hongxin Testing Technology (Dongguan) Co., Ltd., Ur Hongxin Detection Technology (Shenzhen) Co., Ltd., Jnan Development Property Development Co., Ltd., Hongzhaoda Integrated Innovative Service (Kunshan) Co., Ltd., Hongfu (Shenzhen) Equity Investment Fund Management Co., Ltd., Hon Fu Cheng Precision Electronics (Chengdu) Co., Ltd., Hong Fu Cheng Technology (Tianjin) Co., Ltd., Hongfu Innovation (Hangzhou) Co., Ltd., Hongfujing Precision Electronics (Tianjin) Co., Ltd., Hongfujing Precision Electronic (Wenshan) Co., Ltd., Hongfujing Precision Electronic (Kaili) Co., Ltd., Hongfujing Precision Electronics (Guiyang) Co., Ltd., Flow Vision Technology Co., Ltd., Hong Chi Shenzhen Fuhongji Trading Co., Ltd., (Formerly: Rich Dreams Network Technology (Shenzhen) Limited) Hong Ding Management Consultants (Shenzhen) Co., Ltd., Jianguo Innovation Medical Technology Chengdu Co., Ltd., Suzhou Fumingxing Trading Co., Ltd., Teng Yi New Energy Technology (Kunshan) Co., Ltd., Lankao Yuzhan Intelligent Creation Technology Co., Ltd., Hebi Yuzhan Precision Technology Co., Ltd., Guangxi Yuchai Logistics Co., Ltd., Yulin Yuchai Warehousing Service Co., Ltd., Maoming Yilie Logistics Co., Ltd., Jianguo Yuchi Zhilian Logistics Co., Ltd., Qingdao Ritechet Supply Chain Management Co., Ltd., Guangxi MRT Logistics Co., Ltd., Guangxi Kuke Supply Chain Technology Co., Ltd., Guangxi Power Source Technology Development Co., Ltd., Guizhou Hangzhou Wulian Technology Co., Ltd., Guangxi Changhang Tire Sales Co., Ltd., Horgos Enterprise Management Consulting Co., Ltd., Shenzhen Yuchai Logistics Co., Ltd., Guangxi Changtu Tire Sales Co., Ltd., Guangxi Changqi Tire Sales Co., Ltd., Inner Mongolia Guijinyuan Supply Chain Management Co., Ltd., Guangxi Kairui Supply Chain Management Co., Ltd., Guangxi Changda Tire Sales Co., Ltd., Guangxi Youfu Logistics Co., Ltd. Foxtron Vehicle Technology (Hangzhou) Co., Ltd. Except for the investment via the holding companies in Mainland China, other investments Except for the investment via the holding companies in Mainland China, other investments shall be approved by Investment Commission of the Ministry of Economic Affairs.

Hon Hai Precision Industry Co., Ltd. and Subsidiaries

Bonds Payable

December 31, 2021

Table 12

Expressed in thousands of TWD

(Except as otherwise indicated)

Name of Security	Trustee	Issued on	Maturity	Date of interest payment	Interest rate (%)	Amount						
						Issued Amount	Repaid Amount	Balance as at December 31, 2021	Amortisation for the period	Book value	Status of guarantee	Footnote
Second debenture issue of 2011	Bank SinoPac											
Bond C		2011/06/14	10 years	Note 1	1.82	\$ 1,400,000	(\$ 1,400,000)	\$ -	\$ -	\$ -	-	None
First debenture issue of 2014												
Bond C		2014/03/18	7 years		1.75	350,000	(350,000)	-	-	-	-	
Bond D			10 years		2.00	2,500,000	-	2,500,000	-	2,500,000	-	
Second debenture issue of 2014												
Bond C		2014/05/21	7 years		1.70	3,350,000	(3,350,000)	-	-	-	-	
Bond D			10 years		1.95	4,200,000	-	4,200,000	-	4,200,000	-	
Third debenture issue of 2014												
Bond A		2014/07/08	7 years		1.70	6,000,000	(6,000,000)	-	-	-	-	
Bond B			10 years		1.95	6,000,000	-	6,000,000	-	6,000,000	-	
Fourth debenture issue of 2014												
Bond C		2014/10/08	7 years		1.80	3,200,000	(3,200,000)	-	-	-	-	
Bond D			10 years		2.02	2,200,000	-	2,200,000	-	2,200,000	-	
Bond E			12 years		2.15	200,000	-	200,000	-	200,000	-	
Fifth debenture issue of 2014												
Bond C		2015/01/14	7 years		1.80	2,800,000	-	2,800,000	-	2,800,000	-	
First debenture issue of 2015												
Bond E		2015/04/14	7 years		1.75	1,000,000	-	1,000,000	-	1,000,000	-	
Second debenture issue of 2015												
Bond E		2015/06/24	6 years		1.55	400,000	(400,000)	-	-	-	-	
Bond F			7 years		1.70	2,300,000	-	2,300,000	-	2,300,000	-	
Bond G			10 years		1.90	500,000	-	500,000	-	500,000	-	
Third debenture issue of 2015												
Bond E		2015/09/29	5.5 years		1.27	200,000	(200,000)	-	-	-	-	
Bond F			6 years		1.33	400,000	(400,000)	-	-	-	-	
Bond G			7 years		1.45	1,000,000	-	1,000,000	-	1,000,000	-	
Bond H			12 years		2.00	300,000	-	300,000	-	300,000	-	
Fourth debenture issue of 2015												
Bond E		2015/11/30	6 years		1.28	100,000	(100,000)	-	-	-	-	
Bond F			7 years		1.40	1,400,000	-	1,400,000	-	1,400,000	-	
Bond G			10 years		1.75	100,000	-	100,000	-	100,000	-	
Bond H			12 years		1.95	200,000	-	200,000	-	200,000	-	

Name of Security	Trustee	Issued on	Maturity	Date of interest payment	Interest rate (%)	Amount		Balance as at December 31, 2021	Amortisation for the period	Book value	Status of guarantee	Footnote
						Issued Amount	Repaid Amount					
First debenture issue of 2016	Bank SinoPac											
Bond D		2016/06/07	5 years	Note 1	0.80	\$ 2,100,000	(\$ 2,100,000)	\$ -	\$ -	\$ -	None	
Bond E			6 years		0.88	1,300,000	-	1,300,000	-	1,300,000		
Bond F			7 years		0.95	1,800,000	-	1,800,000	-	1,800,000		
Bond G			10 years		1.20	1,800,000	-	1,800,000	-	1,800,000		
Second debenture issue of 2016												
Bond C		2016/08/08	4.75 years		0.70	500,000	( 500,000)	-	-	-		
Bond D			5 years		0.73	2,300,000	( 2,300,000)	-	-	-		
Bond E			6 years		0.83	1,700,000	-	1,700,000	-	1,700,000		
Bond F			7 years		0.90	2,900,000	-	2,900,000	-	2,900,000		
Third debenture issue of 2016												
Bond C		2016/11/07	5 years		0.83	900,000	( 900,000)	-	-	-		
First debenture issue of 2017												
Bond C		2017/05/17	5 years		1.12	4,000,000	-	4,000,000	-	4,000,000		
Bond D			7 years		1.36	900,000	-	900,000	-	900,000		
Bond E			10 years		1.53	400,000	-	400,000	-	400,000		
Second debenture issue of 2017												
Bond C		2017/08/08	4 years		0.98	800,000	( 800,000)	-	-	-		
Bond D			5 years		1.04	3,100,000	-	3,100,000	-	3,100,000		
Bond E			6 years		1.18	200,000	-	200,000	-	200,000		
Bond F			7 years		1.30	2,000,000	-	2,000,000	-	2,000,000		
Bond G			10 years		1.52	700,000	-	700,000	-	700,000		
Third debenture issue of 2017												
Bond B		2017/11/16	5 years		1.00	2,950,000	-	2,950,000	-	2,950,000		
Bond C			7 years		1.18	1,950,000	-	1,950,000	-	1,950,000		
Bond D			10 years		1.40	1,000,000	-	1,000,000	-	1,000,000		
First debenture issue of 2018												
Bond A		2018/05/09	3 years		0.76	1,000,000	( 1,000,000)	-	-	-		
Bond B			5 years		0.89	3,100,000	-	3,100,000	-	3,100,000		
Bond C			6 years		0.96	200,000	-	200,000	-	200,000		
Bond D			7 years		1.05	3,200,000	-	3,200,000	-	3,200,000		
Bond E			10 years		1.35	1,500,000	-	1,500,000	-	1,500,000		
Second debenture issue of 2018												
Bond A		2018/07/27	3 years		0.73	700,000	( 700,000)	-	-	-		
Bond B			4 years		0.80	200,000	-	200,000	-	200,000		
Bond C			5 years		0.87	3,900,000	-	3,900,000	-	3,900,000		
Bond D			6 years		0.92	500,000	-	500,000	-	500,000		
Bond E			7 years		1.00	2,300,000	-	2,300,000	-	2,300,000		
Bond F			10 years		1.30	1,400,000	-	1,400,000	-	1,400,000		



Name of Security	Trustee	Issued on	Maturity	Date of interest payment	Interest rate (%)	Amount		Balance as at December 31, 2021	Amortisation for the period	Book value	Status of guarantee	Footnote
						Issued Amount	Repaid Amount					
First debenture issue of 2019												
	Bank SinoPac											
Bond A		2019/10/22	3 years	Note 1	0.68	\$ 100,000	\$ -	\$ 100,000	\$ -	\$ 100,000	None	
Bond B			5 years		0.80	1,900,000	-	1,900,000	-	1,900,000		
Bond C			6 years		0.86	500,000	-	500,000	-	500,000		
Bond D			7 years		0.90	2,500,000	-	2,500,000	-	2,500,000		
Bond E			10 years		1.10	950,000	-	950,000	-	950,000		
Second debenture issue of 2019												
Bond A		2020/01/09	5 years		0.81	1,700,000	-	1,700,000	-	1,700,000		
Bond B			6 years		0.85	500,000	-	500,000	-	500,000		
Bond C			7 years		0.92	2,350,000	-	2,350,000	-	2,350,000		
Bond D			10 years		1.12	1,650,000	-	1,650,000	-	1,650,000		
First debenture issue of 2020												
Bond A		2020/05/14	5 years		0.80	1,900,000	-	1,900,000	-	1,900,000		
Bond B			7 years		0.90	4,100,000	-	4,100,000	-	4,100,000		
Bond C			10 years		1.00	600,000	-	600,000	-	600,000		
Second debenture issue of 2020												
Bond A		2020/09/09	5 years		0.69	2,850,000	-	2,850,000	-	2,850,000		
Bond B			7 years		0.79	3,700,000	-	3,700,000	-	3,700,000		
Bond C			10 years		0.90	1,400,000	-	1,400,000	-	1,400,000		
Bond D			12 years		1.00	300,000	-	300,000	-	300,000		
Third debenture issue of 2020												
Bond A		2020/12/28	5 years		0.53	1,800,000	-	1,800,000	-	1,800,000		
Bond B			7 years		0.63	6,600,000	-	6,600,000	-	6,600,000		
Bond C			10 years		0.68	3,400,000	-	3,400,000	-	3,400,000		
Bond D			15 years		0.90	200,000	-	200,000	-	200,000		
First debenture issue of 2021												
Bond A		2021/05/14	3 years		0.48	1,300,000	-	1,300,000	-	1,300,000		
Bond B			5 years		0.54	2,100,000	-	2,100,000	-	2,100,000		
Bond C			7 years		0.63	5,700,000	-	5,700,000	-	5,700,000		
Bond D			10 years		0.73	2,200,000	-	2,200,000	-	2,200,000		
Bond E			15 years		0.95	700,000	-	700,000	-	700,000		
Second debenture issue of 2021												
Bond A		2021/09/30	5 years		0.51	2,550,000	-	2,550,000	-	2,550,000		
Bond B			7 years		0.62	10,300,000	-	10,300,000	-	10,300,000		
Bond C			10 years		0.70	2,400,000	-	2,400,000	-	2,400,000		
Bond D			15 years		0.84	200,000	-	200,000	-	200,000		
Third debenture issue of 2021												
Bond A		2021/12/08	3 years	Note 1	0.55	1,000,000	-	1,000,000	-	1,000,000		
Bond B			5 years		0.63	5,500,000	-	5,500,000	-	5,500,000		
Bond C			7 years		0.72	4,000,000	-	4,000,000	-	4,000,000		
Bond D			10 years		0.82	1,650,000	-	1,650,000	-	1,650,000		

Name of Security	Trustee	Issued on	Maturity	Date of interest payment	Interest rate (%)	Amount						Status of guarantee	Footnote
						Issued Amount	Repaid Amount	Balance as at December 31, 2021	Amortisation for the period	Book value			
Issued Foreign unsecured corporate bonds in the amount of USD	-	2016/09/23	5 years	Note 2	2.25	US\$600,000 thousand	US\$600,000 thousand	-	\$ -	-	-	None	
Issued Foreign unsecured corporate bonds in the amount of USD	-		10 years		3.00	US\$400,000 thousand	-	US\$400,000 thousand	-	US\$400,000 thousand			
Issued Foreign unsecured corporate bonds in the amount of JPY	-	2017/09/20	5 years		0.52	JPY 6,000,000 thousand	-	JPY 6,000,000 thousand	-	JPY 6,000,000 thousand			
Issued Foreign unsecured corporate bonds in the amount of JPY	-		7 years		0.70	JPY 2,500,000 thousand	-	JPY 2,500,000 thousand	-	JPY 2,500,000 thousand			
Issued Foreign unsecured corporate bonds in the amount of USD	-	2019/03/12	5 years		3.75	US\$700,000 thousand	-	US\$700,000 thousand	-	US\$700,000 thousand			
Issued Foreign unsecured corporate bonds in the amount of USD	-		10 years		4.25	US\$300,000 thousand	-	US\$300,000 thousand	-	US\$300,000 thousand			
Issued Foreign unsecured corporate bonds in the amount of USD	-	2020/10/28	5 years		1.63	US\$800,000 thousand	-	US\$800,000 thousand	-	US\$800,000 thousand			
Issued Foreign unsecured corporate bonds in the amount of USD	-		10 years		2.50	US\$600,000 thousand	-	US\$600,000 thousand	-	US\$600,000 thousand			
Issued Foreign unsecured corporate bonds in the amount of USD	-	2021/08/25	7 years		1.88	US\$110,000 thousand	-	US\$110,000 thousand	-	US\$110,000 thousand			
First overseas convertible debenture issue of 2017	-	2017/11/06	5 years	Note 1	0.00	15,096,000	(1,817,558)	13,278,442	(175,448)	13,102,994			
First convertible debenture issue of 2018	-	2018/02/12	5 years		0.00	1,500,000	-	1,500,000	(25,166)	1,474,834			
First convertible debenture issue of 2021	-	2021/08/05	5 years		0.00	19,584,600	-	19,183,116	-	19,183,116			

Note 1:Principal is due at maturity. Interest is paid annually at simple interest rate.

Note 2:Principal is due at maturity. Interest is paid semi-annually at simple interest rate.

Hon Hai Precision Industry Co., Ltd. and Subsidiaries

Major Shareholders Information

December 31, 2021

Table 13

Major Shareholders	Shareholding	
	Number of Shares Held	Shareholding Ratio
Terry Gou	1,742,198,518	12.56%

**E. 2021 Stand-alone Financial Statements Audited by CPA**

HON HAI PRECISION INDUSTRY CO., LTD.

PARENT COMPANY ONLY FINANCIAL STATEMENTS AND  
AUDIT REPORT OF INDEPENDENT ACCOUNTANTS

FOR THE YEARS ENDED DECEMBER 31, 2021 AND 2020

(STOCK CODE: 2317)

Company Address: No. 2, Ziyou St., Tucheng Industrial District, Tucheng  
Dist., New Taipei City 236, Taiwan (R.O.C.)

Tel: (02)2268-3466

## Audit Reports of Independent Accountants

Financial Review No. 21004024 (2022)

To Hon Hai Precision Industry Co., Ltd.

### **Opinion**

We have audited the accompanying parent company only balance sheets of Hon Hai Precision Industry Co., Ltd. (hereinafter referred to as ‘Hon Hai’) as of December 31, 2021 and 2020, and the related parent company only statements of comprehensive income, parent company only statements of changes in equity, parent company only statements of cash flows as of January 1 to December 31, 2021 and 2020, and notes to the parent company only financial statements (including a summary of significant accounting policies).

In our opinion, based on our audit results and the audit reports of other public accountants, the above-mentioned parent company only financial statements present fairly, in all material aspects, the parent company only financial position of Hon Hai as of December 31, 2021 and 2020, and its parent company only financial performance and parent company only cash flows as of January 1 to December 31, 2021 and 2020 in accordance with "Regulations Governing the Preparation of Financial Reports by Securities Issuers."

### **Basis for Opinion**

We conducted our audits in accordance with the “Regulations Governing Auditing and Attestation of Financial Statements by Certified Public Accountants,” and the generally accepted auditing standards in the Republic of China (“ROC GAAS”). Our responsibility under such standards will be further explained in the section titled “Independent accountant’s responsibilities for the audit of the parent company only financial statements.” Our staffs subject to the independence requirements are complied with the Codes of Professional Ethics for Certified Public Accountants in the Republic of China (the “Codes”), independent of Hon Hai, and have fulfilled other ethical responsibilities in accordance with the Codes. Based on our audits and the audit reports of other independent accountants, we believe that the audit evidence we have obtained is sufficient and appropriate to provide a basis for our opinion.

## **Key Audit Matters**

Key audit matters refer to those matters that, in our professional judgment, were of most significance in the audit of Hon Hai's 2021 parent company only financial statements. These matters were addressed in the context of our audit of the parent company only financial statements as a whole and, in forming our opinion thereon, we do not provide a separate opinion on these matters.

Key audit matters of Hon Hai's 2021 parent company only financial statements are as follows:

### **Cut-off of hub sales revenue**

#### Description

For accounting policies on revenue recognition, please refer to Note 4 (32) in the Parent Company Only Financial Statements.

Hon Hai's revenue from hub sales, among other sales patterns, is recognized when customers pick up goods from the hub (i.e. when control over goods is transferred). For pick-ups from the hub, Hon Hai recognizes sales revenue based on movements of inventories contained in the statements or other information provided by the hub custodians. As the hubs are located around the world with numerous custodians, the frequency and contents of statements provided by custodians vary, and the process of revenue recognition involves numerous manual procedures, these factors may potentially result in inaccurate timing of sales revenue recognition and a discrepancy between physical inventory quantities in the hubs and quantities as reflected in accounting records.

As there are numerous daily sales revenue transactions from hubs and the transaction amounts prior to and after the balance sheet date are significant to the financial statements, the cut-off of hub sales revenue was identified as one of the key audit matter.

#### How our audit addressed the matter

We performed the following audit procedures:

1. Assessed and tested the appropriateness of internal controls over cut-off of hub sales revenue for a specific time prior to and after the balance sheet date, including agreeing to respective supporting documents provided by hub custodians, and validated the proper timing of recognizing movements of inventories and respective transfer of the cost of goods sold.
2. Confirmed by letter or conducted on-site count of inventory quantities held at hubs and agreed to accounting records.

## **Allowance for inventory valuation losses**

### Description

Refer to Note 4(13) for accounting policies on inventory valuation, Note 5(2) for uncertainty of accounting estimates and assumptions in relation to inventory valuation, and Note 6(6) for details of inventories. As of December 31, 2021, Hon Hai's inventories and allowance for inventory valuation losses amounted to NT\$81,193,336 thousand and NT\$1,774,735 thousand, respectively.

Hon Hai and its subsidiaries are primarily engaged in the manufacture and sales of electronic products. Due to rapid technological innovations, short lifespan of electronic products and fluctuations in market prices, there is a higher risk of inventory losses arising from market value decline or obsolescence. Hon Hai and its subsidiaries measure inventories sold in the ordinary course of business at the lower of cost and net realizable value; the net realizable value for goods aged over a certain period of time or identified individually as obsolete is derived based on the historical experience of dealing with obsolete inventories. The aforementioned allowance for inventory valuation loss mainly comes from goods aged over a certain period of time or identified individually as obsolete or damaged.

As the amounts of inventories are material, the types of inventories vary, and the estimation of net realizable value for individually obsolete or damaged inventories is subject to management's judgment, we consider allowance for inventory valuation losses a key audit matter.

### How our audit addressed the matter

We performed the following procedures in relation to the provision for inventory valuation losses for individually obsolete or damaged inventories:

1. Ensured consistent application of accounting policies in relation to allowance for inventory valuation losses and assessed the reasonableness of these policies.
2. Validated the appropriateness of system logic of inventory aging report utilized by management to ensure proper classification of inventories aged over a certain period of time.
3. Evaluated the reasonableness of inventories individually identified as obsolete or damaged with supporting documents and agreed to information obtained from physical inventory.
4. Discussed with management the net realizable value of inventories aged over a certain period of time and individually identified as obsolete or damaged, validated respective supporting documents and re-performed the calculation.

## **Other matters – Reference to audits of other independent accountants**

Investment accounted for under the equity method included in the Parent Company Only Financial Statements of Hon Hai Precision Industry Co., Ltd. was not audited by us, but by other independent accountants. Therefore, among our opinion on the aforementioned Parent Company Only Financial Statements, the stated amounts and other related information disclosed in Note 13 were based on the audit reports of other independent accountants. As of December 31, 2021 and 2020, the investment accounted for under the equity method amounted to NT\$37,931,908 thousand and NT\$36,873,056 thousand, 1.13% and 1.11% of total assets respectively. Based on the financial statements for 2021 and 2020 audited by other independent accountants, the recognized comprehensive income (comprising share of profit or loss in subsidiaries, associates and joint ventures accounted for under the equity method, and share of other comprehensive income in subsidiaries, associates and joint ventures accounted for under the equity method) amounted to a gain of NT\$1,816,278 thousand and a loss of NT\$224,548 thousand, 1.32% and 0.20% of total comprehensive income respectively.

## **Responsibilities of management and those charged with governance for the parent company only financial statements**

Management is responsible for the preparation and fair presentation of the parent company only financial statements in accordance with the “Regulations Governing the Preparation of Financial Reports by Securities Issuers”, and for such internal control as management determines is necessary to enable the preparation of the parent company only financial statements that are free from material misstatement, whether due to fraud or error.

In preparing the parent company only financial statements, management is responsible for assessing Hon Hai’s ability to continue as a going concern, disclosing, as applicable, matters related to going concern and using the going concern basis of accounting unless management either intends to liquidate Hon Hai or to cease operation, or has no realistic alternative but to do so.

Those charged with governance, including the Audit Committee, are responsible for overseeing Hon Hai’s financial reporting process.

## **Independent accountant’s responsibilities for the audit of the parent company only financial statements**

Our objectives are to obtain reasonable assurance about whether the parent company only financial statements as a whole are free from material misstatement, whether due to fraud or error, and to issue a report that includes our opinion. Reasonable assurance is a high level of assurance, but is not a guarantee that an audit conducted in accordance with ROC GAAS will always detect a



material misstatement when it exists. Misstatements can arise from fraud or error. Such misstatements are considered material if, individually or in the aggregate, they could reasonably be expected to influence the economic decisions of users taken on the basis of these parent company only financial statements.

As part of an audit in accordance with ROC GAAS, we exercise professional judgment and maintain professional skepticism throughout the audit. We also:

1. Identify and assess the risks of material misstatement of the parent company only financial statements, whether due to fraud or error, design and perform audit procedures responsive to those risks, and obtain audit evidence that is sufficient and appropriate to provide a basis for our opinion. The risk of not detecting a material misstatement resulting from fraud is higher than for one resulting from error, as fraud may involve collusion, forgery, intentional omissions, misrepresentations, or the override of internal controls.
2. Obtain an understanding of internal control relevant to the audit in order to design audit procedures that are appropriate in the circumstances, but not for the purpose of expressing an opinion on the effectiveness of Hon Hai's internal controls.
3. Evaluate the appropriateness of accounting policies used and the reasonableness of accounting estimates and related disclosures made by management.
4. Conclude on the appropriateness of management's use of the going concern basis of accounting and, based on the audit evidence obtained, whether a material uncertainty exists related to events or conditions that may cast significant doubt on Hon Hai's ability to continue as a going concern. If we conclude that a material uncertainty exists, we are required to draw attention in our report to the related disclosures in the parent company only financial statements or, if such disclosures are inadequate, to modify our opinion. Our conclusions are based on the audit evidence obtained up to the date of our report. However, future events or conditions may cause Hon Hai to cease to continue as a going concern.
5. Evaluate the overall presentation, structure and content of the parent company only financial statements, including the notes, and whether the parent company only financial statements represent the underlying transactions and events in a manner that achieves fair presentation.
6. Obtain sufficient appropriate audit evidence regarding the financial information of the entities or business activities within Hon Hai to express an opinion on the parent company only financial statements. We are responsible for the direction, supervision and performance of the audit, and for forming an audit opinion on the parent company only financial statements.

We communicate with those charged with governance regarding, among other matters, the planned scope and timing of the audit and significant audit findings, including any significant deficiencies in internal control that we identify during our audit.

We also provide those charged with governance with a statement that we have complied with relevant ethical requirements regarding independence, and to communicate with them all relationships and other matters that may reasonably be thought to bear on our independence, and where applicable, related safeguards.

From the matters communicated with those charged with governance, we determine the key audit matters for Hon Hai's 2021 parent company only financial statements. We describe these matters in our report unless law or regulation precludes public disclosure about the matter or when, in extremely rare circumstances, we determine that a matter should not be communicated in our report because the adverse consequences of doing so would reasonably be expected to outweigh the public interest benefits of such communication.

PricewaterhouseCoopers, Taiwan

Hsu, Yung-Chien

CPA

Hsu, Sheng-Chung

Former Securities Commission of the Ministry of Finance

Approval No.: (84) Taiwan-Finance-Securities (6) 13377

Financial Supervisory Commission

Approval No.: Jin-Guan-Zheng-Shen-Zi No. 1010034097

March 23, 2022

HON HAI PRECISION INDUSTRY CO., LTD.

Parent Company Only Balance Sheets

December 31, 2021 and 2020

Unit: Expressed in thousands of New Taiwan Dollars

Assets	Notes	December 31, 2021		December 31, 2020		
		Amount	%	Amount	%	
<b>Current assets</b>						
1100	Cash and cash equivalents	6 (1)	\$ 34,327,574	1	\$ 283,147,770	9
1100	Financial assets at fair value through profit or loss - current	6 (2)	117,245	-	967,325	-
1136	Financial assets at amortized cost - current	6 (4)	-	-	3,000,000	-
1170	Accounts receivable, net	6(5)	557,394,998	17	353,798,480	11
1180	Net accounts receivable - related parties	7	152,485,706	5	237,960,074	7
1200	Other receivables		632,794	-	930,046	-
1210	Other receivables - related parties	7	846,757,460	25	810,529,936	24
130X	Inventory	6(6)	79,418,601	2	82,325,585	2
1410	Prepayments	7	523,984	-	771,066	-
1470	Other current assets		408,165	-	-	-
11XX	<b>Total current assets</b>		<u>1,672,066,527</u>	<u>50</u>	<u>1,773,430,282</u>	<u>53</u>
<b>Non-current assets</b>						
1517	Financial assets at fair value through other comprehensive income - non-current	6 (3)	3,461,708	-	2,508,831	-
1535	Financial assets at amortized cost - non-current	6 (4) and 8	49,900	-	22,500	-
1550	Investments accounted for under the equity method	6(7)	1,670,886,425	50	1,539,863,379	47
1600	Property, plant and equipment	6(8)	6,606,000	-	4,137,352	-
1755	Right-of-use assets	6(9) and 7	383,625	-	138,408	-
1840	Deferred income tax assets	6 (26)	2,108,434	-	2,306,974	-
1900	Other non-current assets		567,777	-	968,273	-
15XX	<b>Total non-current assets</b>		<u>1,684,063,869</u>	<u>50</u>	<u>1,549,945,717</u>	<u>47</u>
1XXX	<b>Total assets</b>		<u>\$ 3,356,130,396</u>	<u>100</u>	<u>3,323,375,999</u>	<u>100</u>

(Continued)

HON HAI PRECISION INDUSTRY CO., LTD.

Parent Company Only Balance Sheets

December 31, 2021 and 2020

Unit: Expressed in thousands of New Taiwan Dollars

Liabilities and equity	Notes	December 31, 2021		December 31, 2020	
		Amount	%	Amount	%
<b>Current liabilities</b>					
2100 Short-term loans	6 (10)	\$ 140,184,570	4	\$ 113,123,855	4
2110 Short-term notes and bills payable	6 (11)	21,289,515	1	37,562,534	1
2120 Financial liabilities at fair value through profit or loss - current	6 (2)	899,028	-	2,261,752	-
2170 Accounts payable		71,514,945	2	104,475,755	3
2180 Accounts payable - related parties	7	1,093,197,042	33	1,176,021,972	35
2200 Other payables	7	421,300,561	12	399,162,636	12
2230 Current income tax liabilities	6 (26)	7,839,147	-	5,786,690	-
2250 Provisions for liabilities - current	6 (15)	2,277	-	81,915	-
2280 Leasing liabilities - current	7	84,739	-	42,651	-
2320 Long-term liabilities within one year or one business cycle	6 (13)	35,952,994	1	37,189,347	1
2399 Other current liabilities - other					
		25,731,536	1	22,926,966	1
21XX <b>Total current liabilities</b>		1,817,996,354	54	1,898,636,073	57
<b>Non-current liabilities</b>					
2530 Bonds payable	6 (12)	143,633,116	4	119,599,388	4
2540 Long-term loans	6 (13)	-	-	1,000,000	-
2570 Deferred income tax liabilities	6 (26)	12,475,908	1	5,361,244	-
2580 Leasing liabilities – non-current	7	301,548	-	100,372	-
2600 Other non-current liabilities	6 (14)	1,266,160	-	1,401,546	-
25XX <b>Total non-current liabilities</b>		157,676,732	5	127,462,550	4
2XXX <b>Total liabilities</b>		1,975,673,086	59	2,026,098,623	61
<b>Equity</b>					
<b>Share capital</b>					
3110 Share capital - common stock	6 (16)	138,629,906	4	138,629,906	4
<b>Capital surplus</b>					
3200 Capital surplus	6 (17)	202,084,430	6	202,645,942	6
<b>Retained earnings</b>					
3310 Legal reserve	6 (18)	170,755,591	5	161,043,748	5
3320 Special reserve		87,315,126	2	102,451,720	3
3350 Unappropriated retained earnings		871,193,344	26	779,836,380	24
<b>Other equity interest</b>					
3400 Other equity interest	6 (19)	( 89,505,893 )	(2)	( 87,315,126 )	(3)
3500 Treasury stocks	6 (16)	( 15,194 )	-	( 15,194 )	-
3XXX <b>Total equity</b>		1,380,457,310	41	1,297,277,376	39
<b>Significant contingent liabilities and unrecognized contract commitments</b>					
<b>Significant events after the balance sheet date</b>					
3X2X <b>Total liabilities and equity</b>		\$ 3,356,130,396	100	\$ 3,323,375,999	100

The accompanying notes are an integral part of these parent company only financial statements. Please refer to it as well.

**HON HAI PRECISION INDUSTRY CO., LTD.**  
**Parent Company Only Statements of Comprehensive Income**  
**December 31, 2021 and 2020**

Unit: Expressed in thousands of New Taiwan Dollars  
(Except for earnings per share expressed in New Taiwan Dollar)

Item	Notes	2021		2020	
		Amount	%	Amount	%
4000 <b>Operating revenue</b>	6 (20) and 7	\$ 3,643,676,647	100	\$ 3,060,945,666	100
5000 <b>Operating costs</b>	6 (6) (23) (24) and 7	( 3,587,431,454 )	( 98 )	( 3,000,519,878 )	( 98 )
5900 <b>Operating profit - gross</b>		<u>56,245,193</u>	<u>2</u>	<u>60,425,788</u>	<u>2</u>
<b>Operating expenses</b>	6 (23) (24), 7 and 12 (2)				
6100 Selling expenses		( 3,423,388 )	-	( 2,197,101 )	-
6200 General and administrative expenses		( 7,759,960 )	-	( 6,774,341 )	-
6300 Research and development expenses		( 7,950,914 )	( 1 )	( 7,617,439 )	-
6000 <b>Total operational expenses</b>		<u>( 19,134,262 )</u>	<u>( 1 )</u>	<u>( 16,588,881 )</u>	<u>-</u>
6900 <b>Operating profit</b>		<u>37,110,931</u>	<u>1</u>	<u>43,836,907</u>	<u>2</u>
<b>Non-operating income and expenses</b>					
7100 Interest income	6 (21)	294,831	-	847,867	-
7010 Other income		466,578	-	410,204	-
7020 Other gains and losses	6 (22)	( 8,760,173 )	-	89,308	-
7050 Finance cost	6 (25)	( 2,351,743 )	-	( 3,043,118 )	-
7070 Shares of profit (loss) of subsidiaries, associates and joint ventures accounted for under the equity method	6 (7)				
		<u>127,570,302</u>	<u>3</u>	<u>71,884,083</u>	<u>2</u>
7000 <b>Total non-operating income and expenses</b>		<u>117,219,795</u>	<u>3</u>	<u>70,188,344</u>	<u>2</u>
7900 <b>Profit before income tax</b>		<u>154,330,726</u>	<u>4</u>	<u>114,025,251</u>	<u>4</u>
7950 Income tax expense	6 (26)	( 15,010,394 )	-	( 12,230,444 )	( 1 )
8200 <b>Net income for the period</b>		<u>\$ 139,320,332</u>	<u>4</u>	<u>\$ 101,794,807</u>	<u>3</u>

(Continued)

**HON HAI PRECISION INDUSTRY CO., LTD.**  
**Parent Company Only Statements of Comprehensive Income**  
**December 31, 2021 and 2020**

Unit: Expressed in thousands of New Taiwan Dollars  
(Except for earnings per share expressed in New Taiwan Dollar)

Item	Notes	2021		2020	
		Amount	%	Amount	%
<b>Other comprehensive income - net</b>					
<b>Components not to be reclassified to profit or loss</b>					
8311	Remeasurement of defined benefit plan	6 (14)	\$ 102,846	-	(\$ 47,626) -
8316	Unrealized gains and losses on valuation of investment in equity instruments measured at fair value through other comprehensive income	6 (19)	967,631	-	1,018,558 -
8330	Shares of other comprehensive income of subsidiaries, associates and joint ventures accounted for under the equity method - components not to be reclassified to profit or loss	6 (19)	19,232,710	1	20,124,048 1
8349	Income tax related to components that are not reclassified subsequently to profit or loss	6 (26)	( 20,569 )	-	9,525 -
8310	<b>Components not to be reclassified to profit or loss - total</b>		<u>20,282,618</u>	<u>1</u>	<u>21,104,505</u> <u>1</u>
<b>Components that may be reclassified to profit or loss</b>					
8361	Exchange difference arising from translation of foreign operation financial statements	6 (19)	( 14,662,888 )	( 1 )	( 12,757,150 ) -
8380	Shares of other comprehensive income of subsidiaries, associates and joint ventures accounted for under the equity method - components that may be reclassified to profit or loss	6 (19)	( 6,932,446 )	-	2,094,637 -
8360	Components that may be reclassified to profit or loss - total		( 21,595,334 )	( 1 )	( 10,662,513 ) -
8300	<b>Other comprehensive income - net</b>		<u>( \$ 1,312,716 )</u>	<u>-</u>	<u>\$ 10,441,992</u> <u>1</u>
8500	<b>Total comprehensive income</b>		<u>\$ 138,007,616</u>	<u>4</u>	<u>\$ 112,236,799</u> <u>4</u>
<b>Earnings per share</b>					
9750	<b>Basic earnings per share</b>	6 (27)	\$ 10.05	\$ 7.34	
9850	<b>Diluted earnings per share</b>		\$ 9.91	\$ 7.28	

The accompanying notes are an integral part of these parent company only financial statements. Please refer to it as well.

**HON HAI PRECISION INDUSTRY CO., LTD.**  
**Parent Company Only Statements of Changes in Equity**  
**December 31, 2021 and 2020**  
Unit: Expressed in thousands of New Taiwan Dollars

Notes	Retained earnings					Other equity interest					
	Share capital - common stock	Capital surplus - issued at premium	Legal reserve	Special reserve	Unappropriated retained earnings	Exchange difference arising from translation of foreign operation financial statements	Unrealized gains or losses on financial assets at fair value through other comprehensive income	Financial derivative instrument profit and loss	Treasury stocks	Total	
<b>2020</b>											
	Balance - January 1	\$ 138,629,906	\$ 199,383,371	\$ 149,512,874	\$ 60,309,927	\$ 794,615,182	(\$ 113,889,466)	\$ 11,437,746	\$ -	(\$ 15,194)	\$ 1,239,984,346
	Net income	-	-	-	-	101,794,807	-	-	-	-	101,794,807
	Other comprehensive income	-	-	-	-	38,101	( 10,662,513 )	21,142,606	-	-	10,441,992
	Total comprehensive income	-	-	-	-	101,756,706	( 10,662,513 )	21,142,606	-	-	112,236,799
	Earnings allocation and distribution in 2019:										
	Legal reserve	-	-	11,530,874	-	( 11,530,874 )	-	-	-	-	-
	Special reserve	-	-	-	42,141,793	( 42,141,793 )	-	-	-	-	-
	Cash dividends	-	-	-	-	( 58,224,561 )	-	-	-	( 58,224,561 )	-
	Changes in equity of associates and joint ventures accounted for under the equity method	-	10,032	-	-	18,221	-	-	-	-	28,253
	Recognition of adjustments arising from changes in percentage of ownership in subsidiaries	-	3,252,539	-	-	-	-	-	-	-	3,252,539
	Subsidiaries' disposal of equity instruments measured at fair value through other comprehensive income	-	-	-	-	( 4,656,501 )	-	4,656,501	-	-	-
	Balance - December 31	\$ 138,629,906	\$ 202,645,942	\$ 161,043,748	\$ 102,451,720	\$ 779,836,380	(\$ 124,551,979)	\$ 37,236,853	\$ -	(\$ 15,194)	\$ 1,297,277,376
<b>2021</b>											
	Balance - January 1	\$ 138,629,906	\$ 202,645,942	\$ 161,043,748	\$ 102,451,720	\$ 779,836,380	(\$ 124,551,979)	\$ 37,236,853	\$ -	(\$ 15,194)	\$ 1,297,277,376
	Net income	-	-	-	-	139,320,332	-	-	-	-	139,320,332
	Other comprehensive income	-	-	-	-	82,277	( 21,760,979 )	20,200,341	165,645	-	( 1,312,716 )
	Total comprehensive income	-	-	-	-	139,402,609	( 21,760,979 )	20,200,341	165,645	-	138,007,616
	Earnings allocation and distribution in 2020:										
	Legal reserve	-	-	9,711,843	-	( 9,711,843 )	-	-	-	-	-
	Special reserve	-	-	-	15,136,594	( 15,136,594 )	-	-	-	-	-
	Cash dividends	-	-	-	-	( 55,451,962 )	-	-	-	( 55,451,962 )	-
	Changes in equity of associates and joint ventures accounted for under the equity method	-	( 4,642,079 )	-	-	1,185,792	-	-	-	( 3,456,287 )	-
	Recognition of adjustments arising from changes in percentage of ownership in subsidiaries	-	3,744,555	-	-	-	-	-	-	-	3,744,555
	Disposal of equity instruments measured at fair value through other comprehensive income	-	-	-	-	( 1,326 )	-	1,326	-	-	-
	Subsidiaries' disposal of equity instruments measured at fair value through other comprehensive income	-	-	-	-	797,100	-	( 797,100 )	-	-	-
	Recognition of equity components from the issuance of convertible bonds - stock options	-	336,012	-	-	-	-	-	-	-	336,012
	Balance - December 31	\$ 138,629,906	\$ 202,084,430	\$ 170,755,591	\$ 87,315,126	\$ 871,193,344	(\$ 146,312,958)	\$ 56,641,420	\$ 165,645	(\$ 15,194)	\$ 1,380,457,310

The accompanying notes are an integral part of these parent company only financial statements. Please refer to it as well.

HON HAI PRECISION INDUSTRY CO., LTD.  
Parent Company Only Statements of Cash Flows  
December 31, 2021 and 2020

Unit: Expressed in thousands of New Taiwan Dollars

	<u>Notes</u>	<u>2021</u>	<u>2020</u>
<u>CASH FLOWS FROM OPERATING ACTIVITIES</u>			
Profit before tax		\$ 154,330,726	\$ 114,025,251
Adjustments			
Adjustments to reconcile profit(loss)			
Effect of foreign exchange on foreign			
currency cash	(	148,265 )	( 167,481 )
Depreciation expense	6 (23)	453,547	458,899
Amortization expense	6 (23)	377,814	347,786
Loss on expected credit impairment	12 (2) (	1,310,383 )	1,017,112
Gain on disposal or retirement of property,	6 (22)		
plant and equipment	(	30,210 )	( 30,505 )
Net (Gain) loss on financial assets or	6 (22)		
liabilities measured at fair value through profit or			
loss		6,394,642	4,950,322
Share of profit or loss of associates and joint	6 (7)		
ventures accounted for under the equity method	(	127,570,302 )	( 71,884,083 )
Valuation of long-term loans in foreign			
currency		-	32,472
Interest expense	6 (25)	2,239,223	2,955,602
Interest income	6 (21) (	294,831 )	( 847,867 )
Dividend income	(	58,433 )	-
Changes in operating assets and liabilities			
Changes in operating assets, net			
Financial assets mandatorily measured at			
fair value through profit or loss	(	6,907,286 )	( 4,543,895 )
Notes receivable	(	2,261 )	10,252
Accounts receivable	(	203,576,920 )	67,534,666
Accounts receivable – related parties		85,475,225	( 73,765,660 )
Other receivables		299,143	290,462
Inventory		2,906,984	15,598,657
Prepayments	(	169,773 )	( 14,473 )
Changes in operating liabilities, net			
Accounts payable	(	32,960,810 )	44,915,487
Accounts payable – related parties	(	82,824,930 )	140,001,342
Other payables	(	2,877,404 )	( 77,861,715 )
Unearned revenue		1,539,467	3,603,385
Other current liabilities		1,265,103	4,001,655
Provisions for liabilities - current	(	79,638 )	( 291,065 )
Accrued pension liabilities	(	32,540 )	( 33,919 )
Cash inflow (outflow) generated from operating			
activities	(	203,562,112 )	170,302,687
Income taxes paid	(	5,665,302 )	( 7,021,501 )
Cash inflow (outflow) generated from			
operating activities, net	(	209,227,414 )	163,281,186

(Continued)



HON HAI PRECISION INDUSTRY CO., LTD.  
Parent Company Only Statements of Cash Flows  
December 31, 2021 and 2020

Unit: Expressed in thousands of New Taiwan Dollars

	Notes	<u>2021</u>	<u>2020</u>
<u>CASH FLOWS FROM INVESTING ACTIVITIES</u>			
Acquisition of investments accounted for under the equity method	6(7)	( \$ 7,627,005 )	( \$ 13,277,607 )
Acquisition of property, plant and equipment	6 (28)	( 2,935,280 )	( 470,260 )
Decrease (increase) in other assets		23,547	( 169,143 )
Other receivables - related parties		5,109,325	22,182,739
Decrease (increase) in financial assets at amortized cost - current		3,000,000	( 3,000,000 )
Acquisition of financial assets measured at amortized cost - increase in non-current		( 27,400 )	-
Disposal of property, plant and equipment	6 (28)	96,230	44,804
Decrease in receivables arising from purchase of raw materials on behalf of others		( 14,989,028 )	110,138,809
Interest received		283,764	844,961
Dividend received		2,286,405	21,586,132
Return of capital from investments accounted for using equity method	6 (7)	-	5,721,800
Cash inflow generated from investing activities, net		( 14,779,442 )	143,602,235
<u>CASH FLOWS FROM FINANCING ACTIVITIES</u>			
Increase in short-term loans	6(28)	27,060,715	943,655
Increase (decrease) in short-term notes and bills payables	6(28)	( 16,300,000 )	8,700,000
Issuance of corporate bonds	6(28)	59,135,638	33,050,000
Repayments of corporate bonds	6(28)	( 23,700,000 )	( 27,100,000 )
Redemption of overseas corporate bonds	6(28)	-	( 1,817,558 )
Repayments of long-term loans	6(28)	( 13,500,000 )	( 6,574,507 )
Cash dividends paid	6(18)	( 55,451,962 )	( 58,224,561 )
Interest Paid		( 2,119,632 )	( 2,724,823 )
Repayment of leasing principal	6(28)	( 86,364 )	( 101,406 )
Cash outflow generated from financing activities, net		( 24,961,605 )	( 53,849,200 )
Effects of foreign exchange rates		148,265	167,481
Increase (decrease) in cash and cash equivalents		( 248,820,196 )	253,201,702
Cash and cash equivalents, beginning of period		283,147,770	29,946,068
Cash and cash equivalents, end of period		<u>\$ 34,327,574</u>	<u>\$ 283,147,770</u>

The accompanying notes are an integral part of these parent company only financial statements.  
Please refer to it as well.

HON HAI PRECISION INDUSTRY CO., LTD.  
Notes to the Parent Company Only Financial Statements  
FOR THE YEARS ENDED DECEMBER 31, 2021 AND 2020

Unit: NT\$ thousand  
(EXCEPT AS OTHERWISE INDICATED)

I. History and Organization

Incorporated in the Republic of China, Hon Hai Precision Industry Co., Ltd. (hereinafter referred to as “the Company”) mainly engages in manufacturing, sales and service of various connectors, chassis, radiators, wired/wireless communication products, optical products, power supply modules, application module assembly products and network cable assembly products involved in the information industry, communication industry, automation equipment industry, precision machinery industry, automobile industry and consumer electronics industry.

II. The Date of Authorization for Issuance of the Financial Statements and Procedures for Authorization

The Parent Company Only Financial Statements were authorized and issued by the Board of Directors on March 23, 2022.

III. Application of New and Revised Standards and Interpretations

(I) Effect of the adoption of new issuances of or amendments to International Financial Reporting Standards (“IFRS”) as endorsed by the Financial Supervisory Commission (hereinafter referred to as “FSC”)

New, amended and revised International Financial Reporting Standards (“IFRS”) that have been endorsed by the FSC and become effective from 2021 are stated as follows:

<u>New/Amended/Revised Standards and Interpretations</u>	<u>Effective Date by International Accounting Standards Board</u>
Amendments to IFRS 4, “Temporary Exemption from Applying IFRS 9”	January 1, 2021
Amendments to IFRS 9, IAS 39, IFRS 7, IFRS 4, and IFRS 16, “Interest Rate Benchmark Reform - Phase 2”	January 1, 2021
Amendments to IFRS 16, “COVID-19-Related Rent Concessions after June 30, 2021”	April 1, 2021 (note)

Note: The FSC allows early application on January 1, 2021.

The aforementioned standards and interpretations have no significant impact on the Company’s financial position and financial performance based on the Company’s assessment.

(II) Effect of new issuances of or amendments to IFRSs as endorsed by the FSC but not yet adopted by the Company

New, amended and revised International Financial Reporting Standards (“IFRS”) that have been endorsed by the FSC and become effective from 2022 are stated as follows:

<u>New/Amended/Revised Standards and Interpretations</u>	<u>Effective Date by International Accounting Standards Board</u>
Amendments to IFRS 3, “Reference to the Conceptual Framework”	January 1, 2022
Amendments to IAS 16, “Property, Plant and Equipment - Proceeds before Intended Use”	January 1, 2022
Amendments to IAS 37, “Onerous Contracts - Cost of Fulfilling a Contract” Annual Improvements - 2018-2020	January 1, 2022 January 1, 2022

The aforementioned standards and interpretations have no significant impact on the Company’s financial position and financial performance based on the Company’s assessment.

(III) Effect of IFRSs issued by IASB but not yet endorsed by the FSC

New standards, interpretations and amendments issued by IASB but not yet included in the IFRSs as endorsed by the FSC are as follows:

<u>New/Amended/Revised Standards and Interpretations</u>	<u>Effective Date by International Accounting Standards Board</u>
Amendments to IFRS 10 and IAS 28 “Sale or Contribution of Assets between an Investor and Its Associate or Joint Venture”	To be determined by the International Accounting Standards Board
IFRS 17, “Insurance Contracts”	January 1, 2023
Amendments to IFRS 17, “Insurance Contracts”	January 1, 2023
Amendments to IFRS 17, “Initial Application of IFRS 17 and IFRS 9: Comparative Information”	January 1, 2023
Amendments to IAS 1, “Classification of Liabilities as Current or Non-current”	January 1, 2023
Amendments to IAS 1, “Disclosure of Accounting Policies”	January 1, 2023
Amendments to IAS 8, “Definition of Accounting Estimates”	January 1, 2023
Amendments to IAS 12, “Deferred Tax Related to Assets and Liabilities Arising from a Single Transaction”	January 1, 2023

The aforementioned standards and interpretations have no significant impact on the Company’s financial position and financial performance based on the Company’s assessment.

IV. Summary of Significant Accounting Policies

Significant accounting policies adopted during the preparation of the parent company only financial statements are described as follows: Unless otherwise stated, such policies are consistently applicable to all the periods presented.

(I) Compliance statement

The parent company only financial statements have been prepared in accordance with the Regulations Governing the Preparation of Financial Reports by Securities Issuers.

(II) Basis of preparation

1. Except for the following items, these parent company only financial statements have been prepared under the historical cost convention:
  - (1) Financial assets and financial liabilities (including derivative instruments) at fair value through profit or loss.
  - (2) Financial assets at fair value through other comprehensive income.
  - (3) Defined benefit liabilities recognized based on the net amount of pension fund assets less present value of defined benefit obligation.
2. The preparation of financial statements in conformity with International Financial Reporting Standards, International Accounting Standards, IFRIC Interpretations, and SIC Interpretations as endorsed by the FSC (collectively referred herein as the "IFRSs") requires the use of certain critical accounting estimates. It also requires management to exercise its judgment in the process of applying the Company's accounting policies. The areas involving a higher degree of judgment or complexity, or areas where assumptions and estimates are significant to the parent company only financial statements are disclosed in Note 5.

(III) Foreign currency translation

1. The parent company only financial statements are presented in NTD, which is the Company's functional and presentation currency.
2. Foreign currency transactions and balances
  - (1) Foreign currency transactions are translated into the functional currency at the spot exchange rate prevailing on the dates of the transactions or valuation where items are remeasured, except for those that are deferred to other comprehensive gains and losses in compliance with cash flow hedging. Foreign exchange gains and losses resulting from the settlement of such transactions are recognized in profit or loss in the period in which they arise.
  - (2) Monetary assets and liabilities denominated in foreign currencies at the period end are retranslated at the exchange rates prevailing at the balance sheet date. Exchange differences arising upon re-translation at the balance sheet date are recognized in profit or loss in the period in which they arise.
  - (3) Non-monetary assets and liabilities denominated in foreign currencies held at fair value through profit or loss are re-translated at the exchange rates prevailing at the balance sheet date; their translation differences are recognized in profit or loss in the period in which they arise. Non-monetary assets and liabilities denominated in foreign currencies held at fair value through other comprehensive income are re-translated at the exchange rates prevailing at the balance sheet date; their translation differences are recognized in other comprehensive income. However, non-monetary assets and liabilities denominated in

foreign currencies that are not measured at fair value are translated using the historical exchange rates at the dates of the initial transactions.

- (4) All foreign exchange gains and losses are presented in the statements of comprehensive income within "other gains and losses".

### 3. Translation of foreign operations

- (1) The operating results and financial position of all the group entities and associates that have a functional currency different from the presentation currency are translated into the presentation currency as follows:
  - A. Assets and liabilities for each balance sheet presented are translated at the closing exchange rate at the date of that balance sheet;
  - B. Income and expenses for each statement of comprehensive income are translated at average exchange rates of the period; and
  - C. All resulting exchange differences are recognized in other comprehensive income.
- (2) When the foreign operation of an associate is partially disposed of or sold, exchange differences that were recorded in other comprehensive income are proportionately reclassified to profit or loss as part of the gain or loss on sale. In addition, if the Company still retains partial interest in the former foreign associate after losing significant influence over the former foreign associate, such transactions should be accounted for as disposal of all interest in these foreign operations.
- (3) When the foreign operation partially disposed of or sold is a subsidiary, cumulative exchange differences that were recorded in other comprehensive income are proportionately transferred to the non-controlling interest in this foreign operation. In addition, even when the Company retains partial interest in the former foreign subsidiary after losing control of the former foreign subsidiary, such transactions should be accounted for as disposal of all interest in the foreign operation.
- (4) Goodwill and fair value adjustments arising from the acquisition of a foreign unit are deemed as assets and liabilities of the foreign unit, which are translated at the exchange rate at the end of the period.

### (IV) Classification of current and non-current items

#### 1. Assets that meet one of the following criteria are classified as current assets;

- (1) Assets arising from operating activities that are expected to be realized, or are intended to be sold or consumed within the normal operating cycle;
- (2) held mainly for trading purposes;
- (3) Assets that are expected to be realized within 12 months after the balance sheet date; or
- (4) Cash and cash equivalents, excluding restricted cash and cash equivalents and those that are to be exchanged or used to settle liabilities more than 12 months after the balance sheet date.

Assets that meet none of the above criteria are classified by the Company as non-current assets.

#### 2. Liabilities that meet one of the following criteria are classified as current liabilities:

- (1) Liabilities that are expected to be settled within the normal operating cycle;

- (2) held mainly for trading purposes;
- (3) Liabilities that are to be settled within 12 months after the balance sheet date;
- (4) Liabilities for which the repayment date cannot be extended unconditionally to more than 12 months after the balance sheet date. Terms of a liability that could, at the option of the counterparty, result in its settlement by the issue of equity instruments do not affect its classification.

Liabilities that meet none of the above criteria are classified by the Company as non-current liabilities.

(V) Cash equivalents

Cash equivalents refer to short-term, highly liquid investments that are readily convertible to known amounts of cash and which are subject to an insignificant risk of changes in value. Time deposits that meet the above criteria and are held for the purpose of meeting short-term cash commitment in operations are classified as cash equivalents.

(VI) Financial assets at fair value through profit or loss

1. Financial assets at fair value through profit or loss are financial assets that are not measured at amortized cost or fair value through other comprehensive income.
2. On a regular way purchase or sale basis, financial assets at fair value through profit or loss are recognized and derecognized using trade date accounting.
3. At initial recognition, the Company measures it at fair value and recognizes the transaction costs in profit or loss. The Company subsequently measures the financial liabilities at fair value, and recognizes the gain or loss in profit or loss.
4. The Company recognizes the dividend income in profit or loss when the right to receive payment is established, future economic benefits associated with the dividend flows to the Company, and the amount of the dividend can be measured reliably.

(VII) Financial assets at fair value through other comprehensive income

1. Financial assets at fair value through other comprehensive income comprise equity instruments which are not held for trading, and for which the Company has made an irrevocable election at initial recognition to recognize changes in fair value in other comprehensive income:
  - (1) The objective of the Company's business model is achieved both by collecting contractual cash flows and selling financial assets; and
  - (2) The assets' contractual cash flows represent solely payments of principal and interest on the principal amount outstanding.
2. On a regular way purchase or sale basis, financial assets at fair value through other comprehensive income are recognized and derecognized using trade date accounting.
3. At initial recognition, the Company measures the financial assets at fair value plus transaction costs. The Company subsequently measures the financial assets at fair value:  
The changes in fair value of equity instruments that were recognized in other comprehensive income. Cumulative gain or loss previously recognized in comprehensive income are reclassified to retained earnings and are not reclassified to profit or loss following the derecognition of the instrument. The Company recognizes the dividend income in profit or loss when the right to

receive payment is established, future economic benefits associated with the dividend flows to the Company, and the amount of the dividend can be measured reliably.

(VIII) Financial asset measured at amortized cost

1. Financial assets at amortized cost are those that meet all of the following criteria:
  - (1) The objective of the Company's business model is achieved by collecting contractual cash flows; and
  - (2) The assets' contractual cash flows represent solely payments of principal and interest on the principal amount outstanding.
2. On a regular way purchase or sale basis, financial assets at amortized cost are recognized and derecognized using trade date accounting.
3. At initial recognition, the Company measures the financial assets at fair value plus transaction costs. Subsequently, impairment loss on and interest income from these financial assets is recognized using the effective interest method in accordance with the amortization procedure. A gain or loss is recognized in profit or loss when the asset is derecognized.
4. The Company's time deposits which do not fall under cash equivalents are those with a short maturity period and are measured at initial investment amount as the effect of discounting is immaterial.

(IX) Accounts and notes receivable

1. Accounts and notes receivable entitle an unconditional legal right to receive consideration in exchange for transferred goods or rendered services.
2. The short-term accounts and notes receivable without bearing interest are subsequently measured at initial invoice amount as the effect of discounting is immaterial.
3. The Company's operating pattern of accounts receivable that are expected to be factored is for the purpose of receiving contractual cash flows and selling, and the accounts receivable are subsequently measured at fair value, with any changes in fair value recognized in other comprehensive gains and losses.

(X) Impairment of financial assets

For debt instruments measured at fair value through other comprehensive income, financial assets at amortized cost, and accounts receivable containing a significant financing component, the Company measures, at each balance sheet date, the impairment provision at 12 months expected credit losses if there has no significant increase in credit risk since initial recognition or measures the impairment provision for the lifetime expected credit losses (ECLs) if such credit risk has increased since initial recognition after taking into consideration all reasonable and verifiable information that includes forecasts. On the other hand, for accounts receivable or contract assets that do not contain a significant financing component, the Company recognizes the impairment provision for lifetime ECLs.

(XI) Derecognition of financial assets

The Company derecognizes a financial asset when one of the following conditions is met:

1. The contractual rights to receive the cash flows from the financial asset expire.
2. The contractual rights to receive cash flows of the financial asset have been transferred and the Company has transferred substantially all risks and rewards of ownership of the financial asset.

3. The contractual rights to receive cash flows of the financial asset have been transferred; and the Company has not retained control of the financial asset

(XII) Lessor Leasing Transaction - Lease Receivable/Operating lease (lessor)

Lease income from an operating lease (net of any incentives given to the lessee) is recognized in profit or loss on a straight-line basis over the lease term.

(XIII) Inventories

Inventories are measured at the lower of cost and net realizable value. Cost is determined using the weighted-average cost method. The cost of finished goods and goods in process comprises raw materials, direct labor, other direct costs and related production overheads (allocated based on normal operating capacity). However, loan costs are excluded. The item-by-item approach is used in applying the lower of cost and net realizable value. Net realizable value is the estimated selling price in the ordinary course of business, less the estimated cost of completion and applicable variable selling expenses.

(XIV) Investments accounted for under the equity method / subsidiaries and associates

1. Subsidiaries are entities controlled by the Company (including structured entities). The Company controls the entity when the Company is exposed, or has rights, to variable returns from its involvement with the entity and has the ability to affect those returns through its power over the entity.
2. All unrealized profit or loss resulting from transactions between the Company and its subsidiaries have been eliminated in full. Accounting policies of subsidiaries have been adjusted when necessary in order to be consistent with those of the Company.
3. The Company's share of profit or loss in subsidiaries after acquisition is recognized in profit or loss, whereas its share of other comprehensive income in subsidiaries after acquisition is recognized in other comprehensive income. If the Company's share of loss in a subsidiary exceeds its share of equity in such a subsidiary, the Company continues to recognize losses in its shareholding percentage.
4. If a change in shareholding in a subsidiary does not result in a loss of control (i.e. transactions with non-controlling interests), such a change is accounted for as an equity transaction, that is, a transaction with owners in their capacity as owners. Any difference between the amount by which the non-controlling interests are adjusted and the fair value of the consideration paid or received is recognized directly in equity.
5. Associates are all entities over which the Company has significant influence but no control. In general, it is presumed that an investor has significant influence if the investor holds directly or indirectly 20% or more of the voting power of the investee. Investments in associates are accounted for under the equity method and are recognized at cost after acquisition.
6. The Company's share of profits or losses after the acquisition of associates is recognized in profit or loss, and its share of other comprehensive income after acquisition is recognized in other comprehensive income. When the Company's share of losses in an associate equals or exceeds its interest in the associate, including any other unsecured receivables, the Company does not recognize further losses, unless it has incurred legal or constructive obligations or made



payments on behalf of the associate.

7. When changes in an associate's equity do not arise from profit or loss or other comprehensive income of the associate and such changes do not affect the Company's shareholding percentage of the associate, the Company recognizes change in ownership interests in the associate in "capital surplus" in proportion to its shareholding.
8. Unrealized gains or losses on transactions between the Company and its associates are eliminated to the extent of the Company's interest in the associates. Unrealized losses are also eliminated unless the transaction provides evidence of an impairment of the asset transferred. Accounting policies of associates have been adjusted where necessary to ensure consistency with the policies adopted by the Company.
9. In case an associate issues new shares and the Company does not subscribe or acquire new shares proportionately, which results in a change in the Company's ownership percentage of the associate but maintains significant influence on the associate, then "capital surplus" and "investments accounted for under the equity method" shall be adjusted for the increase or decrease of its share of equity interest. If the above condition causes a decrease in the Company's ownership percentage of the associate, in addition to the above adjustment, the amounts previously recognized in other comprehensive income in relation to the associate are reclassified to profit or loss proportionately on the same basis as would be required if the relevant assets or liabilities were disposed of.
10. Upon loss of significant influence over an associate, the Company remeasures any investment retained in the former associate at its fair value. Any difference between fair value and carrying amount is recognized in profit or loss.
11. When the Company disposes of its investment in an associate and loses significant influence over this associate, the amounts previously recognized in other comprehensive income in relation to the associate are reclassified to profit or loss, on the same basis as would be required if the relevant assets or liabilities were disposed of. That is, if any gains or losses previously recognized in other comprehensive income are to be reclassified to profit or loss upon disposal of related assets or liabilities, such gains or losses, when the Company loses significant influence over the associates, are reclassified from equity to profit or loss, or directly transferred to retained earnings in accordance with other IFRS regulations. If it still retains significant influence over this associate, the amounts previously recognized in other comprehensive income in relation to the associate are reclassified to profit or loss proportionately in accordance with the aforementioned approach.
12. According to Regulations Governing the Preparation of Financial Reports by Securities Issuers, the profit or loss of the period and other comprehensive income presented in parent company only financial statements shall be the same as the allocations of profit or loss of the period and of other comprehensive income attributable to owners of the parent presented in the financial statements prepared on a consolidated basis, and the owners' equity presented in the parent company only financial statements shall be the same as the equity attributable to owners of the parent presented in the financial statements prepared on a consolidated basis.

(XV) Property, plant and equipment

1. Property, plant and equipment are initially recorded at cost. Borrowing costs incurred during the construction period are capitalized.
2. Subsequent costs are included in the asset's carrying amount or recognized as a separate asset, as appropriate, only when it is probable that future economic benefits associated with the item will flow to the Company and the cost of the item can be measured reliably. The carrying amount of the replaced part is derecognized. All other repairs and maintenance are recognized as profit or loss during the financial period in which they are incurred.
3. While land is not depreciated, other property, plant and equipment that apply cost model are depreciated using the straight-line method to allocate their cost over their estimated useful lives. If each component of property, plant and equipment is significant in relation to the total cost of the item, it must be depreciated separately.
4. The assets' residual values, useful lives and depreciation methods are reviewed, and adjusted if appropriate, at each financial year-end. If expectations for the assets' residual values and useful lives differ from previous estimates or the patterns of consumption of the assets' future economic benefits embodied in the assets have changed significantly, any change is accounted for as a change in estimate under IAS 8, 'Accounting Policies, Changes in Accounting Estimates and Errors.' from the date of the change. Useful lives of property, plant and equipment are as follows:

Buildings and structures	15 ~ 51 years
( Buildings and auxiliary facilities	5 ~ 11 years
Machinery and equipment	3 ~ 9 years
Other assets	1~6 years

(XVI) Lessee Leasing Transaction – Right-of-use Assets/Leasing liabilities

1. Leased assets are recognized as right-of-use assets and leasing liabilities as of the date they become available to the Company. When a lease contract is a short-term lease or a lease of a low-value asset, the lease payment is recognized as an expense over the leasing period using the straight-line method.
2. Leasing liabilities are recognized at the commencement date of the lease at the present value of unpaid lease payments discounted by the interest rate on the Company's incremental borrowings, which include:
  - (1) fixed payments, less any lease incentives that may be received;
  - (2) variable lease payments that depend on a certain index or rate;
  - (3) expected amount paid by the Company under the residual value guarantee;
  - (4) the exercise price of purchasing the option if the lessee can be reasonably certain that such option will be exercised; and
  - (5) penalties to be paid for lease termination if lessor intends to exercise the lease termination option during the leasing period.

The leasing liabilities are measured subsequently using the cost amortized by the interest bill, which provides for interest expense over the term of the lease. When a change in non-contractual results in a change in the leasing period or lease payment, the leasing liability is reassessed and the right-of-use asset is remeasured.

3. Right-of-use assets are recognized at cost at the commencement date of the lease, which includes:

- (1) the initial measurement amount of the leasing liability;
- (2) any lease payments made on or before the commencement date;
- (3) any initial direct costs incurred; and
- (4) estimated costs for demolition, removal of the subject asset and location of the recovery period, or restoration of the subject asset to the condition required in the terms and conditions of the lease.

The leasing liabilities are measured subsequently using the cost model, depreciation expenses are provided at the earlier of the end of the useful life of the right-of-use period or the end of the leasing period. When the lease liabilities are remeasured, the right-of-use asset will adjust any amount of remeasurement of the leasing liabilities.

4. For lease modifications that reduce the scope of the lease, the lessee shall reduce the carrying amount of the right-of-use asset to reflect the partial or full termination of the lease and recognizes the difference between this amount and the re-measurement amount of the lease liability in profit or loss.

#### (XVII) Intangible assets

Computer software

Computer software is stated at cost and amortized on a straight-line basis over its estimated useful life of 3 to 5 years.

#### (XVIII) Impairment of financial assets

The Company assesses at each balance sheet date the recoverable amounts of those assets where there is an indication that they are impaired. An impairment loss is recognized for the amount by which the asset's carrying amount exceeds its recoverable amount. The recoverable amount is the higher of an asset's fair value less disposal costs or value in use. Except for goodwill, when the circumstances or reasons for recognizing impairment loss for an asset in prior periods no longer exist or diminish, the impairment loss is reversed. The increased carrying amount due to reversal should not be more than what the depreciated or amortized historical cost would have been if the impairment had not been recognized.

#### (XIX) Loans

1. Loans comprise long-term and short-term loans from banks. Loans are recognized initially at fair value, net of transaction costs incurred. Loans are subsequently stated at amortized cost; any difference between the proceeds (net of transaction costs) and the redemption value is recognized in profit or loss over the period of the loans using the effective interest method.
2. Fees paid on the establishment of loan facilities are recognized as transaction costs of the loan to the extent that it is probable that some or all of the facility will be drawn down. In this case, the fee is deferred until the draw-down occurs. To the extent there is no evidence that it

is probable that some or all of the facility will be drawn down, the fee is capitalized as a prepayment for liquidity services and amortized over the period of the facility to which it relates.

(XX) Notes and accounts payable

1. Accounts payable are liabilities for purchases of raw materials, goods or services and notes payable are those resulting from operating and non-operating activities.
2. The short-term accounts and notes payable without bearing interest are subsequently measured at initial invoice amount as the effect of discounting is immaterial.

(XXI) Financial liabilities at fair value through profit or loss

1. Financial liabilities are classified in this category of held for trading if acquired principally for the purpose of repurchasing in the short-term. Derivatives are also categorized as financial liabilities held for trading unless they are designated as hedges. Financial liabilities that meet one of the following criteria are designated as measured at fair value through profit or loss at initial recognition:
  - (1) Hybrid combined contracts; or
  - (2) Capable of eliminating or significantly reducing a measurement or recognition inconsistency; or
  - (3) They are managed and their performance is evaluated on a fair value basis, in accordance with a documented risk management policy.
2. At initial recognition, the Company measures it at fair value and recognizes the transaction costs in profit or loss. The Company subsequently measures the financial liabilities at fair value, and recognizes the gain or loss in profit or loss.
3. If the credit risk results in fair value changes in financial liabilities designated as measured at fair value through profit or loss, they are recognized in other comprehensive income in the circumstances other than avoiding accounting mismatch or recognizing in profit or loss for loan commitments or financial guarantee contracts.

(XXII) Ordinary corporate bonds payable

Ordinary corporate bonds issued by the Company are initially recognized at fair value less transaction costs. Any difference between the proceeds (net of transaction costs) and the redemption value is presented as an addition to or deduction from corporate bonds payable, which is amortized to profit or loss over the period of bond circulation using the effective interest method as an adjustment to "finance costs".

(XXIII) Convertible corporate bonds payable

Convertible corporate bonds issued by the Company contain conversion options that is, the bondholders have the right to convert the bonds into the Company's common shares by exchanging a fixed amount of cash for a fixed number of common shares, call options and put options. The Company classifies the bonds payable upon issuance as a financial asset, a financial liability or an equity instrument in accordance with the contract terms. They are accounted for as follows:

1. The master contracts of corporate bonds are initially recognized at fair value. Any difference

between the initial recognition and the redemption value is accounted for as the premium or discount on bonds payable and subsequently is amortized in profit or loss as an adjustment to "finance costs" over the period of circulation using the effective interest method.

2. The embedded conversion options which meet the definition of an equity instrument are initially recognized in "capital surplus—share options" at the residual amount of total issue price less the amount of financial assets or financial liabilities at fair value through profit or loss and bonds payable as stated above. Conversion options are not subsequently remeasured.
3. Any transaction costs directly attributable to the issuance are allocated to each liability and equity component in proportion to the initial carrying amount of each above-mentioned item.
4. When bondholders exercise conversion options, the liability component of the bonds shall be remeasured on the conversion date. The issuance cost of converted common shares is the total book value of the above-mentioned liability component and "capital surplus—share options".

(XXIV) Derecognition of financial liabilities

A financial liability is derecognized when the obligation specified in the contract is either discharged or canceled or expires.

(XXV) Offsetting financial instruments

Financial assets and liabilities are offset and reported in the net amount in the balance sheet when there is a legally enforceable right to offset the recognized amounts and there is an intention to settle on a net basis or realize the asset and settle the liability simultaneously.

(XXVI) Non-hedging derivatives

Non-hedging derivatives are initially recognized at fair value on the date a derivative contract is entered into and recorded as financial assets or financial liabilities at fair value through profit or loss. They are subsequently remeasured at fair value and the gains or losses are recognized in profit or loss.

(XXVII) Provisions

Provisions are recognized when the Company has a present legal or constructive obligation as a result of past events, and it is probable that an outflow of economic resources will be required to settle the obligation and the amount of the obligation can be reliably estimated. Provisions are measured at the present value of the expenditures expected to be required to settle the obligation on the balance sheet date, which is discounted using a pre-tax discount rate that reflects the current market assessments of the time value of money and the risks specific to the obligation. When discounting is used, the increase in the provision due to passage of time is recognized as interest expense. Provisions are not recognized for future operating losses.

(XXVIII) Employee benefits

1. Short-term employee benefits

Short-term employee benefits are measured at the undiscounted amount of the benefits expected to be paid in respect of service rendered by employees in a period and should be recognized as expense in that period when the employees render service.

2. Pensions

(1) Defined contribution plans

For defined contribution plans, the contributions are recognized as pension expense when they are due on an accrual basis. Prepaid contributions are recognized as an asset to the extent of a cash refund or a reduction in the future payments.

(2) Defined benefit plans Defined benefit plans

A. Net obligation under a defined benefit plan is defined as the present value of an amount of pension benefits that employees will receive on retirement for their services with the Company in current period or prior periods. The liability recognized in the balance sheet in respect of defined benefit pension plans is the present value of the defined benefit obligation at the balance sheet date less the fair value of plan assets. The net defined benefit obligation is calculated annually by independent actuaries using the projected unit credit method. The rate used to discount is determined by using interest rates of high-quality corporate bonds that are denominated in the currency in which the benefits will be paid, and that have terms to maturity approximating to the terms of the related pension liability; when there is no deep market in high-quality corporate bonds, the Company uses interest rates of government bonds at the balance sheet date instead.

B. Remeasurements arising from defined benefit plans are recognized in other comprehensive income in the period in which they arise and are recorded as retained earnings.

3. Employees' compensation and directors' and supervisors' remuneration

Employees' compensation and directors' and supervisors' remuneration are recognized as expense and liability, provided that such recognition is required under legal or constructive obligation and those amounts can be reliably estimated. Any difference between the resolved amounts and the subsequently actual distributed amounts is accounted for as changes in accounting estimates. If employee compensation is paid by shares, the Company calculates the number of shares based on the closing price at the previous day of the board meeting resolution.

(XXIX) Income tax

1. The tax expense for the period comprises current and deferred income tax. Tax is recognized in profit or loss, except to the extent that it relates to items recognized in other comprehensive income or items recognized directly in equity, in which cases the tax is recognized in other comprehensive income or equity.
2. The current income tax expense is calculated on the basis of the tax laws enacted or substantively enacted at the balance sheet date in the countries where the Company operates and generates taxable income. Management periodically evaluates implementations taken in tax returns with respect to situations in accordance with applicable tax regulations. It establishes provisions where appropriate based on the amounts expected to be paid to the tax authorities. An additional tax is levied on the unappropriated retained earnings and is recorded as income tax expense in the year the shareholders resolve to distribute the earnings.
3. Deferred income tax is recognized, using the balance sheet liability method, on temporary

differences arising between the tax bases of assets and liabilities and their carrying amounts in the parent company only balance sheet. However, the deferred income tax is not accounted for if it arises from initial recognition of goodwill or of an asset or liability in a transaction other than a business combination that at the time of the transaction affects neither accounting nor taxable profit or loss. Deferred income tax is provided on temporary differences arising on investments in subsidiaries and associates, except where the timing of the reversal of the temporary difference is controlled by the Company and it is probable that the temporary difference will not reverse in the foreseeable future. Deferred income tax is determined using tax rates and laws that have been enacted or substantially enacted by the balance sheet date and are expected to apply when the related deferred income tax asset is realized or the deferred income tax liability is settled.

4. Deferred income tax assets are recognized only to the extent that it is probable that future taxable profit will be available against which the temporary differences can be utilized. At each balance sheet date, unrecognized and recognized deferred income tax assets are reassessed.
5. Current income tax assets and liabilities are offset and the net amount is reported in the balance sheet when there is a legally enforceable right to offset the recognized amounts and there is an intention to settle on a net basis or realize the asset and settle the liability simultaneously. Deferred income tax assets and liabilities are offset on the balance sheet when the entity has the legally enforceable right to offset current tax assets against current tax liabilities and they are levied by the same taxation authority on either the same entity or different entities that intend to settle on a net basis or realize the asset and settle the liability simultaneously.
6. A deferred tax asset shall be recognized for the carry-forward of unused tax credits resulting from research and development expenditures and equity investments to the extent that it is possible that future taxable profit will be available against which the unused tax credits can be utilized.

(XXX) Dividends

Dividends are recorded in the Company's financial statements in the period in which they are approved by the Company's shareholders. Cash dividends are recorded as liabilities; stock dividends are recorded as stock dividends to be distributed and are reclassified to common shares on the effective date of new shares issuance.

(XXXI) Revenue recognition

1. The Company manufactures and sells consumer electronics products. Sales are recognized when control of the products has transferred to, being when the products are delivered to or picked up by the customers, the customers has full discretion over the channel and price to sell the products, and there is no unfulfilled obligation that could affect the customer's acceptance of the products. Delivery occurs when the products have been shipped to the specific location, the risks of obsolescence and loss have been transferred to the customers, and either the customers has accepted the products in accordance with the sales contract, or the Company has objective evidence that all criteria for acceptance have been satisfied.
2. Sales revenue is recognized in the amount equal to its contractual price less estimated sales discounts and allowance. Sales revenue is recognized to the extent that a significant reversal is highly improbable. Revenue recognition is revisited at each balance sheet date. No element of financing is deemed present as the sales are made with a credit term consistent with market practice.
3. A receivable is recognized when the goods are delivered as this is the point in time that the consideration is unconditional because only the passage of time is required before the payment is due.
4. The Company's obligation to provide a refund for faulty products under the standard warranty terms is recognized as a provision.



5. The customer pays at the time specified in the payment schedule. If the products sold exceed the payment, a contract asset is recognized. If the payments exceed the products sold, a contract liability is recognized.

#### V. Critical Accounting Judgments, Estimates and Assumptions on Uncertainty

The preparation of these parent company only financial statements requires management to make critical judgments in applying the Company's accounting policies and make critical accounting assumptions and estimates as to have a reasonable expectation of future events based on the circumstances on the balance sheet date. Assumptions and estimates may differ from the actual results and are continually evaluated and adjusted based on historical experience and other factors. Such estimates and assumptions bear the risk of making material adjustments to the carrying amount of assets and liabilities for the following fiscal year. Below details the uncertainties of critical accounting judgments, estimates and assumptions:

##### (I) Critical judgments in applying the Company's accounting policies

###### Gross or net revenue recognition

The Company determines whether the nature of its performance obligation is to provide the specified goods or services itself (i.e., the Company is a principal) or to arrange for the other party to provide those goods or services (i.e., the Company is an agent) based on the transaction model and its economic substance. The Company is a principal if it controls a promised good or service before it transfers the good or service to a customer. The Company recognizes revenue at gross amount of consideration to which it expects to be entitled in exchange for those goods or services transferred. The Company is an agent if its performance obligation is to arrange for the provision of goods or services by another party. The Company recognizes revenue at the amount of any fee or commission to which it expects to be entitled in exchange for arranging for the other party to provide its goods or services.

After the Company receives the purchased raw materials or labor services, it directs the use of inventory commodities and labor services and input key process and technologies to provided important manufacturing and product integration, and then transfer the finished product and labor service combinations to customers. Meanwhile, based on the judgment on the following indicators, it is decided that the Company controls the finished goods or labor services and acts as the principal of the transaction before the finished goods or labor services are transferred to the customer:

- (1) The Company is primarily responsible for the provision of goods or services;
- (2) The Company assumes the inventory risk before transferring the specified goods or services to the customer or after transferring control of the goods or services to the customer; and
- (3) The Company has discretion in establishing prices for the goods or services.

##### (II) Critical accounting estimates and assumptions

The Company makes estimates and assumptions based on the expectation of future events that are believed to be reasonable under the circumstances at the end of the reporting period. The resulting accounting estimates might be different from the actual results. The estimates and assumptions that may significantly adjust the carrying amounts of assets and liabilities within the next financial year are addressed below:

###### Evaluation of inventories

As inventories are stated at the lower of cost and net realisable value, the Company must determine the net realizable value of inventories on balance sheet date based on judgments and estimates. Due to the rapid technology innovation, the Company evaluates the amounts of normal inventory consumption, obsolete inventories or inventories without market selling value on balance sheet date, and writes down the cost of inventories to the net realizable value. Such an evaluation of inventories is principally based on the demand for the products within the specified period in the future. Therefore, there might be significant changes to the evaluation.

As of December 31, 2021, the carrying amount of inventories was \$79,418,601.

## VI. Details of Significant Accounts

### (I) Cash and cash equivalents

	<u>December 31, 2021</u>	<u>December 31, 2020</u>
Cash on hand and petty cash	\$ 7,105	\$ 7,435
Checking accounts and demand deposits	34,320,469	240,844,805
Cash equivalents		
Time deposits	-	33,799,597
Repo bonds	-	8,495,933
Total	<u>\$ 34,327,574</u>	<u>\$ 283,147,770</u>

1. The Company transacts with a variety of financial institutions with high credit quality for the purpose of dispersing credit risk, so it is expected that the probability of counterparty default is low.
2. The Company's time deposits with a maturity term of more than three months and time deposits pledged to others as collateral were transferred to "financial assets at amortized cost". Please refer to Note VI (4) for details.
3. For the restrictions on the Company's use of cash and cash equivalents as pledge guarantees, please refer to Note VIII.

### (II) Financial assets and liabilities at fair value through profit or loss

<u>Asset items</u>	<u>December 31, 2021</u>	<u>December 31, 2020</u>
Current items:		
Financial assets mandatorily measured at fair value through profit or loss		
Derivatives	\$ 117,245	\$ 967,325
<u>Liability items:</u>	<u>December 31, 2021</u>	<u>December 31, 2020</u>
Current items:		
Financial assets mandatorily measured at fair value through profit or loss		
Derivatives	(\$ 899,028)	(\$ 2,261,752)

1. The descriptions of financial assets and liabilities at fair value through profit or loss are as below:  
Derivatives: Including cross currency swap contracts and forward exchange contracts.
2. Amounts recognized in profit or loss in relation to financial assets and liabilities at fair value through profit or loss are listed below:

	<u>2021</u>	<u>2020</u>
Derivatives	(\$ 6,394,642)	(\$ 4,950,322)

3. The non-hedging derivative instruments transaction and contract information are as follows:

December 31, 2021

	Contract amount (Nominal Principal in Thousands)	Contract period
<b>Derivative Financial Assets</b>		
Current items:		
Cross currency swap contracts	USD (BUY)	260,000
	TWD (SELL)	7,199,800
Foreign exchange forward contracts	USD (BUY)	321,000
	KRW (BUY)	536,470,000
	THB (BUY)	1,340,560
	BRL (SELL)	1,229,453
	USD (SELL)	490,000
	RMB (SELL)	639,880

**Derivative Financial liabilities**

Current items:		
Cross currency swap contracts	USD (BUY)	1,390,000
	JPY (BUY)	20,000,000
	TWD (SELL)	43,777,600
Foreign exchange forward contracts	USD (BUY)	2,759,970
	RMB (SELL)	12,150,153
	MXN (SELL)	4,457,349
	CZK (SELL)	3,251,470
	INR (SELL)	37,827,250

December 31, 2020

	Contract amount (Nominal Principal in Thousands)	Contract period
<b>Derivative Financial Assets</b>		
Current items:		
Cross currency swap contracts	JPY (BUY)	38,000,000
	USD (BUY)	1,000,000
	TWD (SELL)	38,582,000
Foreign exchange forward contracts	USD (BUY)	50,000
	RMB (BUY)	3,725,535
	CZK (BUY)	1,070,550
	JPY (BUY)	14,216,752
	BRL (BUY)	262,540
	USD (SELL)	785,733
	RMB (SELL)	325,505
<b>Derivative Financial liabilities</b>		
Current items:		
Cross currency swap contracts	USD (BUY)	3,050,000
	TWD (SELL)	88,925,000
Foreign exchange forward contracts	USD (BUY)	420,128
	BRL (BUY)	260,490
	MXN (BUY)	1,788,390
	USD (SELL)	140,000
	RMB (SELL)	2,616,495
	MXN (SELL)	452,693

(1) Cross currency swap contracts

The cross currency swap contracts signed by the Company are to fulfill capital movement. For exchange rate, principals denominated in two currencies are exchanged at the same exchange rate at the initial and final exchanges. Thus, there is no foreign exchange risk. For interest rate, the fixed rate between two currencies is used to exchange. Thus, there is no interest rate risk.

(2) Foreign exchange forward contracts

The Company enters into foreign exchange forward transactions to hedge the following risks of exchange rate:

A. Operating activities: Proceeds derived from import of raw materials and export sales.

B. Investing activities: Proceeds derived from import of machinery and equipment

C. Financing activities: Long-term and short-term foreign currency assets and liabilities (financing)

4. The Company has no financial assets at fair value through profit or loss pledged to others.

5. Information relating to credit risk of financial assets and liabilities at fair value through profit or loss is provided in Note XII (2).

(III) Financial assets at fair value through other comprehensive income - non-current

<u>Item</u>	<u>December 31, 2021</u>	<u>December 31, 2020</u>
Equity instruments	\$ 1,950,272	\$ 1,966,352
Valuation adjustment	1,511,436	542,479
TWSE (TPEX) Listed and unlisted stock	<u>\$ 3,461,708</u>	<u>\$ 2,508,831</u>

1. The Company has elected to classify equity investments that are considered to be strategic investments as financial assets at fair value through other comprehensive income.

2. Amounts recognized in profit or loss and other comprehensive income in relation to the financial assets at fair value through other comprehensive income are listed below:

	<u>2021</u>	<u>2020</u>
<u>Equity instruments at fair value through other comprehensive income</u>		
Fair value change recognized in other comprehensive income	<u>\$ 967,631</u>	<u>\$ 1,018,558</u>
Accumulated profits or losses are transferred to retained earnings due to de-itemization.	<u>(\$ 1,326)</u>	<u>\$ -</u>
Dividend income recognized in profit or loss	<u>\$ 58,433</u>	<u>\$ -</u>

3. The Company has no financial assets at fair value through other comprehensive income pledged to others.

4. Details of the Company's investment in equity instruments is provided in Schedule 3.

(IV) Financial asset measured at amortized cost

<u>Item</u>	<u>December 31, 2021</u>	<u>December 31, 2020</u>
Current items:		
Time deposits with maturity over three months	<u>\$ -</u>	<u>\$ 3,000,000</u>
Non-current items:		
Pledged time deposits	<u>\$ 49,900</u>	<u>\$ 22,500</u>

1. Amounts recognized in profit or loss in relation to financial assets at amortized cost are listed below:

	<u>2021</u>	<u>2020</u>
Interest income	<u>\$ 4,179</u>	<u>\$ 86,879</u>

2. The counterparties of the Company's investments have good credit quality.
3. Information concerning financial assets at amortized cost pledged as collateral is provided in Note VIII.

(V) Notes and accounts receivable

	December 31, 2021	December 31, 2020
Notes receivable	\$ 16,128	\$ 13,867
Accounts receivable	560,326,608	356,749,688
Less: Allowance for doubtful accounts	( 2,947,738)	( 2,965,075)
	<u>\$ 557,394,998</u>	<u>\$ 353,798,480</u>

1. The balances of accounts receivable and bills receivable as at December 31, 2021 and 2020 were all arising from customer contracts, and the balance of receivables under the contract with customers as at January 1 2020 was \$588,297,836.
2. As at December 31, 2021 and December 31, 2020, the company had expected sales receivables of \$80,964,000 and \$90,424,000 respectively, which were financial assets measured at fair value through other comprehensive gains and losses.
3. The Company entered into a factoring agreement with banks to sell its accounts receivable. Under the agreement, the Company is not obliged to bear the default risk of the transferred accounts receivable, but is liable for the losses incurred on any business dispute. The Company does not have any continuing involvement in the transferred accounts receivable. Thus, the Company derecognized the transferred accounts receivable.

As of December 31, 2021 and 2020, the relevant information on accounts receivable factored but yet to expire is as follows:

December 31, 2021				
Accounts receivable factoring not due yet	Amount of accounts receivable derecognized	Amount advanced	Amount to be advanced	Amount of consideration retained
<u>\$ 40,136,000</u>	<u>\$ 40,136,000</u>	<u>\$ 40,136,000</u>	<u>\$ -</u>	<u>\$ -</u>
December 31, 2020				
Accounts receivable factoring not due yet	Amount of accounts receivable derecognized	Amount advanced	Amount to be advanced	Amount of consideration retained
<u>\$ 28,480,000</u>	<u>\$ 28,480,000</u>	<u>\$ 28,480,000</u>	<u>\$ -</u>	<u>\$ -</u>

As at December 31, 2021 and 2020, the Company had no retained amount for accounts receivable from sales.

4. As of December 31, 2021 and 2020, the Company has not signed promissory notes as guarantee for accounts receivable in commercial dispute.
5. See Note VI (25) for the Company's cost on accounts receivable from sales in 2021 and 2020.
6. The Company has neither notes receivable nor accounts receivable pledged for guarantee.
7. Information concerning credit risks of accounts and notes receivable is provided in Note XII (2).

(VI) Inventories

	<u>December 31, 2021</u>	<u>December 31, 2020</u>
Raw materials	\$ 2,899,277	\$ 2,105,142
Work in process	5,565,992	5,829,403
Finished goods	71,707,449	75,445,396
Inventory in transit	1,020,618	660,820
	<u>81,193,336</u>	<u>84,040,761</u>
Less: Allowance for inventory valuation loss	( 1,774,735)	( 1,715,176)
	<u>\$ 79,418,601</u>	<u>\$ 82,325,585</u>

Inventory costs recognized as an expense for the current period is as follows:

	<u>2021</u>	<u>2020</u>
Cost of inventories sold	\$ 3,587,414,040	\$ 3,001,031,573
Evaluation losses (gains if price recovers)	59,559	( 416,761)
Income from sales of scraps	( 42,145)	( 94,934)
	<u>\$ 3,587,431,454</u>	<u>\$ 3,000,519,878</u>

Owing to the Company's sales of some inventories of which the net realizable value is lower than its cost in 2020, the net realizable value of inventory is recovered.

(VII) Investments accounted for under equity method

	<u>2021</u>	<u>2020</u>
January 1	\$ 1,539,863,379	\$ 1,467,515,183
Increased investments accounted for under equity method	7,627,005	13,277,607
Return of capital from investments accounted for using equity method	-	( 5,721,800)
Distribution of earnings from investments accounted for using equity method	( 2,213,218)	( 20,517,035)
Share of investment earnings and losses accounted for under equity method	127,570,302	71,884,083
Changes in retained earnings	1,982,892	( 4,638,280)
Changes in capital surplus	( 897,524)	3,262,571
Changes in other equity interest	( 3,159,724)	14,118,036
Others	113,313	683,014
December 31	<u>\$ 1,670,886,425</u>	<u>\$ 1,539,863,379</u>

1. Subsidiaries

- (1) For information on the Company's subsidiaries, please refer to Note IV (3) in the consolidated financial statements of 2021.
- (2) Through investment in FOXCONN (FAR EAST) LIMITED, AMBIT INTERNATIONAL LIMITED, MARGINI HOLDINGS LIMITED, FOXCONN SINGAPORE PTE. LTD., FOXCONN SA B.V., FOXCONN HOLDING S B.V.-NETHERLAND, and Premier Technology Co ., LTD. (Hong Kong), the Company invested in companies located in Mainland China, Vietnam, Brazil, Slovakia, Czech Republic, and Russia which mainly engage in electronics, component processing and optical products. Such reinvestment amount increased by \$7,619,150 and \$13,277,607, respectively, in 2021 and 2020. Information on reinvestment in Mainland China is disclosed in Note XIII.

- (3) Cash dividends derived from equity investment received by the Company amounted to \$904,093 and \$19,406,050, respectively, in 2021 and 2020.

## 2. Associates

- (1) Cash dividends derived from equity investment received by the Company amounted to \$1,309,125 and \$1,110,985, respectively, in 2021 and 2020.
- (2) The Company's increased investment in associates amounted to \$7,855 and \$0, respectively, in 2021 and 2020.
- (3) The basic information on associates that are material to the Company is as follows:

Company name	Principal place of business	Shareholding ratio		Nature of relationship	Method of measurement
		December 31, 2021	December 31, 2020		
SHARP CORPORATION	Japan	21%	24%	Strategic investment	Equity method
HON HAI PRECISION INDUSTRY CO., LTD.	Taiwan	10%	10%	Supplier	Equity method

- (4) The summarized financial information of the associates that are material to the Company is as follows:

### Balance Sheets

	SHARP CORPORATION	
	December 31, 2021	December 31, 2020
Current assets	\$ 297,235,153	\$ 328,978,941
Non-current assets	176,118,468	206,441,054
Current liabilities	( 205,544,287)	( 258,063,115)
Non-current liabilities	( 163,303,108)	( 191,282,832)
Total net assets	104,506,226	86,074,048
Effect of accounting principles	1,595,032	( 5,682,633)
The fair value adjustment of trademarks, other intangible net assets and tangible net assets	94,474,710	110,989,019
Total net assets after adjustment	\$ 200,575,968	\$ 191,380,434
Share of associates' net assets (Note)	\$ 42,026,918	\$ 43,019,458
Goodwill	7,077,409	7,378,475
Others	( 1,258,011)	( 658,929)
Carrying amount of the associate	\$ 47,846,316	\$ 49,739,004

Note 1: SHARP CORPORATION completed the cancellation of all Class C preferred shares and issued ordinary shares to ES PLATFORM LIMITED in stead in February 2021. As a result, the shareholding ratio of the Company and its subsidiaries in SHARP CORPORATION was reduced from 42% to 36%, and the Company and its subsidiaries reduced the "capital reserve" and "investment accounted for under equity method" based on the change in the net equity value, totaling \$6,442,516.

Note 2: As of December 31, 2020, the share in associates' net assets is based on the equity of ordinary shares, excluding Class C preferred shares in Sharp Corporation.

	Foxconn Technology Co., Ltd.	
	December 31, 2021	December 31, 2020
Current assets	\$ 118,841,902	\$ 113,612,184
Non-current assets	55,529,325	55,497,536
Current liabilities	( 61,926,993)	( 58,012,616)
Non-current liabilities	( 1,480,365)	( 828,349)
Total net assets	<u>\$ 110,963,869</u>	<u>\$ 110,268,755</u>
Share of associates' net assets	\$ 10,961,243	\$ 11,026,876
Goodwill	40,617	40,617
Others	16,701	( 332,921)
Carrying amount of the associate	<u>\$ 11,018,561</u>	<u>\$ 10,734,572</u>

Statements of comprehensive income

	SHARP CORPORATION	
	2021	2020
Revenue	\$ 639,290,372	\$ 645,878,758
Profit for the period from continuing operations	20,456,203	2,500,510
Other comprehensive income, net of tax	15,590,382	865,144
Total comprehensive income	36,046,585	3,365,654
Effect of accounting principles	6,245,393	5,383,833
Total comprehensive income after adjustment	<u>\$ 42,291,978</u>	<u>\$ 8,749,487</u>
Dividends received from associates	<u>\$ 985,140</u>	<u>\$ 652,158</u>

	Foxconn Technology Co., Ltd.	
	2021	2020
Revenue	\$ 104,855,725	\$ 104,789,599
Profit for the period from continuing operations	4,414,636	4,686,123
Other comprehensive income, net of tax	( 1,124,553)	513,048
Total comprehensive income	<u>\$ 3,290,083</u>	<u>\$ 5,199,171</u>
Dividends received from associates	<u>\$ 251,506</u>	<u>\$ 349,315</u>

(4) The carrying amount of the Company's interests in all individually immaterial associates and the Company's share of the operating results are summarized below:

As of December 31, 2021 and 2020, the carrying amount of the Company's individually immaterial associates amounted to \$3,021,770 and \$2,807,384, respectively.

	2021	2020
Profit for the period from continuing operations	\$ 1,831,557	\$ 1,458,847
Other comprehensive income, net of tax	( 17,562)	223,969
Total comprehensive income	<u>\$ 1,813,995</u>	<u>\$ 1,682,816</u>



(5) The fair value of the Company's material associates which have quoted market price was as follows:

	<u>December 31, 2021</u>	<u>December 31, 2020</u>
SHARP CORPORATION	\$ 41,301,065	\$ 56,116,320
Foxconn Technology Co., Ltd.	9,068,205	7,461,358
	<u>\$ 50,369,270</u>	<u>\$ 63,577,678</u>

(6) The Company and its subsidiaries are the single largest shareholder of any of the following companies. As stated below, the Company and its subsidiaries only have significant influence on any of the following companies and have no control over them.

A. The Company and its subsidiaries together hold a 36% equity interest in SHARP CORPORATION as its single largest shareholder; however, the Company and its subsidiaries do not hold more than half of the voting power at the shareholders' meetings of SHARP CORPORATION. Therefore, the Company and its subsidiaries are not able to direct the business activities of SHARP CORPORATION, so they have no control over SHARP CORPORATION and only have significant influence on SHARP CORPORATION.

B. The Company and its subsidiaries together hold a 29% equity interest in Foxconn Technology Co. , Ltd. as its single largest shareholder; however, the Company and its subsidiaries do not hold more than half of the voting power at the shareholders' meetings of Foxconn Technology Co. , Ltd. Therefore, the Company and its subsidiaries are not able to direct the business activities of Foxconn Technology Co. , Ltd., so they have no control over Foxconn Technology Co. , Ltd. and only have significant influence on Foxconn Technology Co. , Ltd.

## (VIII) Property, plant and equipment

		2021					
		Land	Buildings and structures	Machinery and equipment	Others	Construction in progress and equipment pending acceptance	Total
January 1	Cost	\$ 1,776,399	\$ 2,791,833	\$ 1,294,487	\$ 594,717	\$ 89,403	\$ 6,546,839
	Accumulated depreciation and impairment	-	( 1,362,727 )	( 666,418 )	( 380,342 )	-	( 2,409,487 )
		<u>\$ 1,776,399</u>	<u>\$ 1,429,106</u>	<u>\$ 628,069</u>	<u>\$ 214,375</u>	<u>\$ 89,403</u>	<u>\$ 4,137,352</u>
January 1	Cost	\$ 1,776,399	\$ 1,429,106	\$ 628,069	\$ 214,375	\$ 89,403	\$ 4,137,352
	Additions	-	37,717	134,428	277,616	2,430,709	2,880,470
	Transfer	-	4,750	45,553	37,100	( 88,268 )	( 865 )
	Disposals	-	-	( 34,968 )	( 5,455 )	-	( 40,423 )
	Depreciation	-	( 88,380 )	( 164,908 )	( 117,246 )	-	( 370,534 )
	December 31	<u>\$ 1,776,399</u>	<u>\$ 1,383,193</u>	<u>\$ 608,174</u>	<u>\$ 406,390</u>	<u>\$ 2,431,844</u>	<u>\$ 6,606,000</u>
December 31	Cost	\$ 1,776,399	\$ 2,814,424	\$ 1,272,251	\$ 727,487	\$ 2,431,844	\$ 9,022,405
	Accumulated depreciation and impairment	-	( 1,431,231 )	( 664,077 )	( 321,097 )	-	( 2,416,405 )
		<u>\$ 1,776,399</u>	<u>\$ 1,383,193</u>	<u>\$ 608,174</u>	<u>\$ 406,390</u>	<u>\$ 2,431,844</u>	<u>\$ 6,606,000</u>

## 2020

	Land	Buildings and structures	Machinery and equipment	Others	Construction in progress and equipment pending acceptance	Total
January 1						
Cost	\$ 1,776,399	\$ 2,800,010	\$ 1,162,538	\$ 630,515	\$ 91,103	\$ 6,460,565
Accumulated depreciation and impairment	-	( 1,285,421 )	( 603,799 )	( 360,579 )	-	( 2,249,799 )
	<u>\$ 1,776,399</u>	<u>\$ 1,514,589</u>	<u>\$ 558,739</u>	<u>\$ 269,936</u>	<u>\$ 91,103</u>	<u>\$ 4,210,766</u>
January 1	\$ 1,776,399	\$ 1,514,589	\$ 558,739	\$ 269,936	\$ 91,103	\$ 4,210,766
Additions	-	2,685	212,569	135,391	54,358	405,003
Transfer	-	-	-	-	( 56,058 )	( 56,058 )
Disposals	-	-	( 6,276 )	( 57,633 )	-	( 63,909 )
Depreciation	-	( 88,168 )	( 136,963 )	( 133,319 )	-	( 358,450 )
December 31	<u>\$ 1,776,399</u>	<u>\$ 1,429,106</u>	<u>\$ 628,069</u>	<u>\$ 214,375</u>	<u>\$ 89,403</u>	<u>\$ 4,137,352</u>
December 31						
Cost	\$ 1,776,399	\$ 2,791,833	\$ 1,294,487	\$ 594,717	\$ 89,403	\$ 6,546,839
Accumulated depreciation and impairment	-	( 1,362,727 )	( 666,418 )	( 380,342 )	-	( 2,409,487 )
	<u>\$ 1,776,399</u>	<u>\$ 1,429,106</u>	<u>\$ 628,069</u>	<u>\$ 214,375</u>	<u>\$ 89,403</u>	<u>\$ 4,137,352</u>

(IX) Lease Trading - Lessee

1. The lease subject assets of the Company include land, property and building, the term of lease contracts is specified as follows:

Land and land use right: 2~20 years

Buildings and structures: 2~10 years

Other equipment: 1~5 years

A lease contract is negotiated individually and contains various terms and conditions, including no right to renew the lease, and no other restrictions are imposed except that the leased assets cannot be used as loan security.

2. The lease term of some dormitories, official vehicles and offices leased by the Company do not exceed 12 months.

3. The carrying value of the right-of-use assets and the depreciation expense recognized are as follows:

	<u>December 31, 2021</u>	<u>December 31, 2020</u>
	<u>Carrying Amount</u>	<u>Carrying Amount</u>
Land and land use right	\$ 23,377	\$ 47,192
Buildings and structures	351,945	80,859
Other equipment	8,303	10,357
	<u>\$ 383,625</u>	<u>\$ 138,408</u>
	<u>2021</u>	<u>2020</u>
	<u>Depreciation</u>	<u>Depreciation</u>
Land and land use right	\$ 19,425	\$ 24,717
Buildings and structures	50,045	57,202
Other equipment	13,543	18,530
	<u>\$ 83,013</u>	<u>\$ 100,449</u>

4. The increase in the Company's right-to-use assets in 2021 and 2020 were \$339,430 and \$9,955, respectively.

5. The information on profit and loss relating to lease contracts is as follows:

	<u>2021</u>	<u>2020</u>
Items affecting the current profits and losses		
Interest expense of the leasing liabilities	\$ 1,398	\$ 3,323
Short-term lease contracts expense	<u>\$ 93,401</u>	<u>\$ 64,331</u>

6. The cash flows used in the Company's leases for the years ended December 31, 2021 and 2020 totaled \$181,163 and \$169,060, respectively.

(X) Short-term loans

<u>Type of loans</u>	<u>December 31, 2021</u>	<u>Interest rate range</u>	<u>Collateral</u>
Bank loans			
Credit loans	<u>\$ 140,184,570</u>	<u>0.00%~0.60%</u>	None
<u>Type of loans</u>	<u>December 31, 2020</u>	<u>Interest rate range</u>	<u>Collateral</u>
Bank loans			
Credit loans	<u>\$ 113,123,855</u>	<u>0.08%~1.05%</u>	None

The above credit loans are all unsecured loans.

(XI) Short-term notes and bills payable

	<u>December 31, 2021</u>	<u>December 31, 2020</u>
Commercial paper	\$ 21,300,000	\$ 37,600,000
Less: unamortized discount	( 10,485 )	( 37,466 )
	<u>\$ 21,289,515</u>	<u>\$ 37,562,534</u>
Interest rates per annum	<u>0.328%~0.478%</u>	<u>0.498%~0.618%</u>

(XII) Corporate bonds payable

	<u>December 31, 2021</u>	<u>December 31, 2020</u>
Corporate bonds payable	\$ 146,300,000	\$ 130,400,000
Convertible bonds - overseas	32,461,558	13,278,442
Less: Discount on bonds payable	( 175,448 )	( 379,054 )
Corporate bonds maturing within one year		
(Presented as "Long-term liabilities due within one year or one business cycle")	( 34,952,994 )	( 23,700,000 )
	<u>\$ 143,633,116</u>	<u>\$ 119,599,388</u>

1. First overseas convertible corporate bond issue of 2017

- (1) The Company issued the first overseas unsecured convertible corporate bonds totaling US\$500 million with the approval of the competent authority on August 22, 2017. The bonds carry zero coupon rate over five years. The circulation period is from November 6, 2017 to November 6, 2022.
- (2) The conversion price is adjusted in line with the model specified in the conversion rules. As of December 31, 2021, no corporate bonds were converted into common stock. On July 31, 2021, the conversion price was adjusted to \$151.583 (using the exchange rate of 1 USD: 30.192 TWD) according to the conversion rules for the 1st overseas unsecured convertible corporate bonds in 2017.
- (3) In accordance with the conversion rules, if the convertible bond is purchased (including purchased from the secondary market), early redeemed, or repaid at maturity by the Company, or if the convertible bond is converted into ordinary shares or redeemed by the bondholder, the bond is to be retired and will not be reissued.
- (4) In accordance with the conversion rules, the rights and obligations of ordinary shares converted are the same as the ones previously issued.

- (5) The conversion options for the first overseas unsecured convertible bond issue of 2017 are separated from the liabilities and recorded as "capital surplus – share options" amounting to \$1,099,253.
- (6) According to the conversion rules, the corporate bond holders may request the Company to redeem the convertible corporate bonds held by them at par on the date falling three years after the issue of the convertible corporate bonds. On November 6, 2020, the corporate bond holders redeemed an amount of \$1,817,558 (US\$60,200 thousand).

2. First overseas convertible corporate bond issue of 2021

- (1) The Company issued the first overseas unsecured convertible corporate bonds totaling US\$700 million with the approval of the competent authority on May 26, 2021. The bonds carry zero coupon rate over five years. The circulation period is from August 5, 2021 to August 5, 2026. On the maturity date, the corporate bonds will be redeemed by the Company based on the face value plus the yield at the annual interest rate of -0.41%.
- (2) The conversion price is adjusted in line with the model specified in the conversion rules. As of December 31, 2021, no corporate bonds were converted into common stock. On August 5, 2021, in accordance with the conversion rules for the 1st overseas unsecured convertible corporate bonds in 2021, the conversion price was adjusted to NT\$163.17 (using the exchange rate of 1 USD: 27.978 TWD).
- (3) In accordance with the conversion rules, if the convertible bond is purchased (including purchased from the secondary market), early redeemed, or repaid at maturity by the Company, or if the convertible bond is converted into ordinary shares or redeemed by the bondholder, the bond is to be retired and will not be reissued.
- (4) In accordance with the conversion rules, the rights and obligations of ordinary shares converted are the same as the ones previously issued.
- (5) The conversion options for the first overseas unsecured convertible bond issue of 2021 are separated from the liabilities and recorded as "capital surplus – share options" amounting to \$336,012.
- (6) According to the conversion rules, the corporate bond holders may request the Company to redeem the convertible corporate bonds held by them at par on the date falling three years after the issue of the convertible corporate bonds.

3. Details of the ordinary corporate bonds and issued by the Company, e.g. amount, coupon rates, maturity dates and other relevant information, are provided in Table 12.

(XIII) Long-term loans

Institution	Loan period	Interest rate range	Collateral	December 31, 2021
Long-term loans:				
Jih Sun International Bank	2019.11.25~2022.11.25	0.9300%	None	\$ 1,000,000
Less: Long-term loans maturing within one year (Presented as “Long-term liabilities due within one year or one business cycle”)				( 1,000,000 )
				<u>\$ -</u>

Institution	Loan period	Interest rate range	Collatera l	December 31, 2020
Long-term loans:				
Jih Sun International Bank	2019.11.25~2022.11.25	1.0300%	None	1,000,000
China Bills Finance Corporation and 4 other financial institutions	2018.08.22~2021.08.21	1.0380%	None	13,500,000
Jointly underwritten by financial institutions				
Less: Long-term loans maturing within one year (Presented as “Long-term liabilities due within one year or one business cycle”)				( 13,489,347)
Less: Amortization of long-term bond discount				( 10,653)
				<u>\$ 1,000,000</u>

- On December 15, 2017, the Company entered into a joint underwriting agreement with the administering underwriter China Bills Finance Corporation and four other financial institutions. Under the agreement, six-month commercial promissory notes may be issued on a revolving basis, and the contract matured in August 2021. As of December 31, 2020, the underwriting amount totaled \$13,500,000. The full amount must be drawn within three months of the issuance of the first note.
- According to the contractual terms with Jih Sun International Bank, Ltd., the Company is obliged to maintain the agreed financial ratios on the annual consolidated financial statements over the credit periods.

#### (XIV) Pensions

##### 1. Defined benefit plans

- The Company has a defined benefit pension plan in accordance with the Labor Standards Act, covering all regular employees' service years prior to the enforcement of the Labor Pension Act on July 1, 2005 and service years thereafter of employees who chose to continue to be subject to the pension mechanism under the Labor Standards Act. Under the defined benefit pension plan, two units are accrued for each year of service for the first 15 years and one unit for each additional year thereafter, subject to a maximum of 45 units. Pension benefits are based on the number of units accrued and the average monthly salaries and wages of the last six months prior to retirement. The Company contributes monthly an amount equal to 2% of the employees' monthly salaries and wages to the retirement fund deposited with Bank of Taiwan, the trustee, under the name of the independent retirement fund committee. Also, the Company assesses the balance in the aforementioned labor pension reserve account by December 31 of every year. If the account balance is insufficient to pay the pension calculated by the aforementioned method to the employees expected to qualify for retirement in the following year, the Company will make contributions for the deficit by the end of next March.
- Amounts recognized on the balance sheets are as follows presented as 'other non-current liabilities' :

	<u>December 31, 2021</u>	<u>December 31, 2020</u>
Present value of defined benefit obligations	\$ 1,802,651	\$ 1,944,761

Fair value of plan assets	(	<u>536,491</u> )	(	<u>543,215)</u>
Net defined benefit liability	\$	<u>1,266,160</u>	\$	<u>1,401,546</u>

(3) Changes in net defined benefit liabilities are stated as follows:

	2021		
	Present value of defined benefit obligations	Fair value of plan assets	Net defined benefit liability
Balance - January 1, 2021	\$ 1,944,761	\$ 543,215	\$ 1,401,546
Current service costs	6,950	-	6,950
Interest income	-	2,173	( 2,173)
Interest cost	<u>7,779</u>	<u>-</u>	<u>7,779</u>
	<u>1,959,490</u>	<u>545,388</u>	<u>1,414,102</u>
Remeasurements			
Planned asset return (excluding the amounts included in interest income or expenses)	-	8,137	( 8,137)
Population assumption change	2,051		2,051
Effect of changes in financial assumptions	( 66,734)	-	( 66,734)
Experience adjustments	<u>( 30,026)</u>	<u>-</u>	<u>( 30,026)</u>
	<u>( 94,709)</u>	<u>8,137</u>	<u>( 102,846)</u>
Pension fund contribution	-	14,852	( 14,852)
Pension paid	<u>( 62,130)</u>	<u>( 31,886)</u>	<u>( 30,244)</u>
Balance - December 31, 2021	\$ <u>1,802,651</u>	\$ <u>536,491</u>	\$ <u>1,266,160</u>
	2020		
	Present value of defined benefit obligations	Fair value of plan assets	Net defined benefit liability
Balance - January 1, 2020	\$ 1,954,134	\$ 566,295	\$ 1,387,839
Current service costs	8,223	-	8,223
Interest income	-	4,530	( 4,530)
Interest cost	<u>15,633</u>	<u>-</u>	<u>15,633</u>
	<u>1,977,990</u>	<u>570,825</u>	<u>1,407,165</u>
Remeasurements			
Planned asset return (excluding the amounts included in interest income or expenses)	-	21,537	( 21,537)
Effect of changes in financial assumptions	94,390	-	94,390
Experience adjustments	<u>( 25,227)</u>	<u>-</u>	<u>( 25,227)</u>
	<u>69,163</u>	<u>21,537</u>	<u>47,626</u>
Pension fund contribution	-	15,947	( 15,947)
Pension paid	<u>( 102,392)</u>	<u>( 65,094)</u>	<u>( 37,298)</u>
Balance - December 31, 2020	\$ <u>1,944,761</u>	\$ <u>543,215</u>	\$ <u>1,401,546</u>



(4) Bank of Taiwan was commissioned to manage the fund of the Company's defined benefit pension plan in accordance with the fund's annual investment and utilization plan and the "Regulations for Revenues, Expenditures, Safe guard and Utilization of the Labor Retirement Fund" (Article 6: The scope of utilization for the Fund includes deposit in domestic or foreign financial institutions, investment in domestic or foreign listed, over-the-counter, or private placement equity securities, investment in domestic or foreign real estate secularization products, etc.). Such utilization is supervised by the Labor Funds Supervisory Committee. With regard to the utilization of the fund, its minimum earnings in the annual distributions on the final financial statements shall be no less than the earnings attainable from the amounts accrued from two-year time deposits with the interest rates offered by local banks. If the earnings is less than aforementioned rates, government shall make payment for the deficit after being authorized by the competent authority. The Company has no right to participate in managing and operating that fund and hence the Company is unable to disclose the classification of plan assets fair value in accordance with IAS 19 paragraph 142. The composition of fair value of plan assets as of December 31, 2021 and 2020 is given in the Annual Labor Retirement Fund Utilization Report announced by the government.

(5) The principal actuarial assumptions used are summarized as follows:

	<u>2021</u>	<u>2020</u>
Discount rate	<u>0.70%</u>	<u>0.40%</u>
Future salary increases	<u>3.5%</u>	<u>3.5%</u>

Assumptions regarding future mortality experience are set based on actuarial advice in accordance with published statistics and experience in each territory. Due to the change of the main actuarial assumption, the present value of defined benefit obligation is affected. The analysis is as follows:

	<u>Discount rate</u>		<u>Future salary increases</u>	
	<u>Increase</u>	<u>Decrease</u>	<u>Increase</u>	<u>Decrease</u>
	<u>0.25%</u>	<u>0.25%</u>	<u>0.25%</u>	<u>0.25%</u>
December 31, 2021				
Effects on the present value of defined benefit obligation	<u>(\$51,622)</u>	<u>\$53,689</u>	<u>\$47,774</u>	<u>(\$46,292)</u>
	<u>Discount rate</u>		<u>Future salary increases</u>	
	<u>Increase</u>	<u>Decrease</u>	<u>Increase</u>	<u>Decrease</u>
	<u>0.25%</u>	<u>0.25%</u>	<u>0.25%</u>	<u>0.25%</u>
December 31, 2020				
Effects on the present value of defined benefit obligation	<u>(\$59,721)</u>	<u>\$62,244</u>	<u>\$55,505</u>	<u>(\$53,680)</u>

The sensitivity analysis above was based on one assumption which changed while the other conditions remain unchanged. In practice, more than one assumption may change all at once. The methods of analyzing sensitivity and the method of calculating net pension liability in the balance sheet are the same.

The sensitivity analysis has been prepared using approaches and assumptions the same as last period.

(6) Expected contributions to the defined benefit pension plans of the Company for the year

2022 amount to \$15,845.

(7) As of December 31, 2021, the weighted average duration of the retirement plan is 12 years.

(2) Defined contribution plans

(1) Effective July 1, 2005, the Company have established a defined contribution pension plan (the “New Plan”) under the Labor Pension Act (the “Act”), covering all regular employees with R.O.C. nationality. Under the New Plan, the Company contribute monthly an amount based on 6% of the employees’ monthly salaries and wages to the employees’ individual pension accounts at the Bureau of Labor Insurance. The pensions accrued are paid monthly or in lump sum in line with the amounts in employees’ individual accounts and the amounts of accumulated gains.

(2) The pension costs under the defined contribution pension plans of the Company for 2021 and 2020 were \$234,559 and \$225,721, respectively.

(XV) Provisions

	<u>Warranty provision</u>	
Balance - January 1, 2021	\$	81,915
Unused amounts reversed	(	79,638)
Balance - December 31, 2021	\$	<u>2,277</u>
Analysis of provisions is stated as follows:		
	<u>December 31, 2021</u>	<u>December 31, 2020</u>
Current	\$ <u>2,277</u>	\$ <u>81,915</u>

The Company provides warranties on electronic products sold. Provision for warranty is estimated based on historical warranty data of electronic products.

(XVI) Share capital

1. As of December 31, 2021, the Company’s authorized capital was \$180,000,000, consisting of 18 billion shares of ordinary stock, and the paid-in capital was \$138,629,906, consisting of 13,862,991 thousand shares with a par value of \$10 (in dollars) per share. All proceeds from shares issued have been collected.

2. Pursuant to the resolution adopted at the shareholders' meeting held on June 1, 1999, the Company issued 50,000 thousand common stocks so as to issue 25,000 thousand units of Global Depository Receipts (GDR). Such issuance of common stocks had been approved and documented by the former Securities and Futures Commission of the Ministry of Finance. GDRs are issued in Europe, Asia, and the United States, totaling US\$ 347,250 thousand. Primary contractual terms are as follows:

(1) Exercise of voting power

Holder of GDRs have no right to directly exercise voting rights or attend the Company’s shareholders' meeting, except when a motion is on the election of directors or supervisors. A holder or holders together holding at least 51% of the GDRs outstanding at the relevant record date of the shareholders' meeting can instruct the Depository to vote in the same direction in respect of one or more resolutions to be proposed at the meeting.

(2) Sale and withdrawal of GDRs

Under the current R.O.C. law, shares represented by the GDRs may be withdrawn by

holders of GDRs commencing three month after the initial issue of GDRs. A holder of a GDR may, provided that the Company has delivered to the custodian physical share certificates in respect of the Deposited Shares, request the Depository to sell or cause to be sold on behalf of such holder the shares represented by such GDRs.

(3) Dividends

GDR holders are entitled to receive dividends to the same extent as the holders of common stocks.

(4) After years of capitalization of earnings, as of December 31, 2021, 90,070 thousand units of GDRs were outstanding, which represent 180,141 thousand shares of common stock.

3. Treasury stocks

The Company's subsidiary, Hon Jin International Investment Co., Ltd., acquired common stocks issued by the Company in 1998. As of December 31, 2021 and 2020, the subsidiary owned a total of 1,483,078 shares of the Company's common stocks, respectively, at a cost of \$18,901, which was reduced to \$15,194 after share proceeds were returned due to capital reduction.

(XVII) Capital surplus

Pursuant to the Company Act, capital reserve arising from paid-in capital in excess of par value on issuance of common stocks and donations can be used to cover accumulated deficit or to issue new stocks or cash to shareholders in proportion to their share ownership, provided that the Company has no accumulated deficit. Further, the Securities and Exchange Act requires that the amount of capital reserve to be capitalized mentioned above should not exceed 10% of the paid in capital each year. Capital reserve should not be used to cover accumulated deficit unless the surplus reserve is insufficient.

Movements in capital reserve are as follows:

	2021				
	Share premium	Adjustments arising from changes in percentage of ownership in subsidiaries	Net change in equity of associates	Share option	Total
January 1	\$ 88,501,031	\$102,442,097	\$ 10,603,561	\$ 1,099,253	\$ 202,645,942
Adjustments arising from changes in percentage of ownership in subsidiaries	-	3,744,555	-	-	3,744,555
Changes in equity of associates and joint ventures recognized in proportion to its	-	-	( 4,642,079)	-	( 4,642,079)

shareholdin g Items developed for the recognition of equity due to issuance of convertible corporate bonds - Changes in the equity of associates recognized by those arising from stock options						
December 31	<u>\$ 88,501,031</u>	<u>\$106,186,652</u>	<u>\$ 5,961,482</u>	<u>336,012</u>	<u>\$ 1,435,265</u>	<u>336,012</u> <u>\$ 202,084,430</u>
	109 years					
	<u>Share premium</u>	<u>Adjustments arising from changes in percentage of ownership in subsidiaries</u>	<u>Net change in equity of associates</u>	<u>Share option</u>	<u>Total</u>	
January 1	\$ 88,501,031	\$99,189,558	\$ 10,593,529	\$ 1,099,253	\$ 199,383,371	
Adjustments arising from changes in percentage of ownership in subsidiaries Changes in equity of associates and joint ventures recognized in proportion to its shareholdin g	-	3,252,539	-	-	3,252,539	
December 31	<u>\$ 88,501,031</u>	<u>\$102,442,097</u>	<u>\$ 10,603,561</u>	<u>10,032</u>	<u>\$ 1,099,253</u>	<u>10,032</u> <u>\$ 202,645,942</u>

Please refer to Note VI (7) for the capital reserve arising from the recognition of changes in the net equity value of associates.

(XVIII) Retained earnings

1. The Company's net earnings after final account are apportioned in the following order:

- (1) Covering accumulated deficits;
- (2) 10% shall be set aside as the statutory surplus reserve, but when the statutory surplus reserve has reached the amount of the paid-in capital, this limit is not applicable.
- (3) Setting aside or reversing a special reserve in accordance with other regulatory requirements;

The remaining earnings along with the unappropriated earnings at the beginning of the period are considered as accumulated distributable earnings. In accordance with dividend policy under Item 4, the proposal of earnings appropriation is prepared by the Board of Directors and resolved by the shareholders.

The Company authorizes the board of directors to distribute all or part of the dividends and bonuses that should be distributed, capital reserves or statutory surplus reserves in cash with the presence of more than two-thirds of the directors and the resolution of more than half of the directors present. The provisions of the preceding paragraph that shall be resolved by the shareholders' meeting shall not apply.

The Company is at the growing stage. The Company's stock dividend policy shall consider the Company's current and future investment environment, capital needs, local and foreign competition situation and capital budget, along with shareholders' profit and the Company's long-term financial plans. The shareholders' dividends are appropriated based on accumulated distributable earnings, which shall not be lower than 15% of the distributable earnings for the period and the cash dividend shall not be less than 10% of the shareholders' dividends.

2. Except for covering accumulated deficit or issuing new stocks or cash to shareholders in proportion to their share ownership, the legal reserve shall not be used for any other purpose. The use of legal reserve for the issuance of stocks or cash to shareholders in proportion to their share ownership is permitted, provided that the balance of the reserve exceeds 25% of the Company's paid-in capital.
3. In accordance with the regulations, the Company shall set aside special reserve from the debit balance on other equity items at the balance sheet date before distributing earnings. When debit balance on other equity items is reversed subsequently, the reversed amount could be included in the distributable earnings.
4. The distribution of 2021 earnings was adopted in the shareholders' meeting on March 23, 2022 and the distribution of 2020 earnings was adopted in the shareholders' meeting on July 23, 2021. Details are summarized below:

	2021		2020	
	Amount	Dividends per Share (NT\$)	Amount	Dividends per Share (NT\$)
Legal reserve	\$ 14,138,417		\$ 9,711,843	
Special reserve	2,190,767		( 15,136,594)	
Cash dividends	<u>72,087,551</u>	\$ 5.2	<u>55,451,962</u>	\$ 4.0
Total	<u>\$ 88,416,735</u>		<u>\$ 50,027,211</u>	

Information on the distribution of earnings is available on the "Market Observation Post System" of the Taiwan Stock Exchange Corporation (TWSE).

(XIX) Other equity items

	2021			
	Unrealized evaluation gain (loss)	Foreign currency translation	Hedging instruments	Total
January 1	\$ 37,236,853	(\$ 124,551,979)	\$ -	(\$ 87,315,126)
Currency translation difference:				
- The Company and subsidiaries	-	( 14,662,888)	-	( 14,662,888)
- Associates	-	( 7,098,091)	-	( 7,098,091)
Financial assets at fair value through other comprehensive income:				
- Revaluation - the Company	967,631	-	-	967,631
- Revaluation adjustment – Subsidiaries and associates	19,232,710	-	-	19,232,710
- Revaluation transferred to retained earnings:				
- The Company	1,326	-	-	1,326
- Subsidiaries and associates	( 797,100)	-	-	( 797,100)
Cash flow hedging:				
- Fair value gains - Subsidiaries	-	-	165,645	165,645
December 31	<u>\$ 56,641,420</u>	<u>(\$ 146,312,958)</u>	<u>\$ 165,645</u>	<u>(\$ 89,505,893)</u>
	2020			
	Unrealized evaluation gain (loss)	Foreign currency translation		Total
January 1	\$ 11,437,746	( \$ 113,889,466)		(\$ 102,451,720)
Currency translation difference:				
- The Company and subsidiaries	-	( 12,757,150)	(	12,757,150)
- Associates	-	2,094,637		2,094,637
Financial assets at fair value through other comprehensive income:				
- Revaluation - the Company	1,018,558	-	-	1,018,558
- Revaluation adjustment – Subsidiaries and associates	20,124,048	-	-	20,124,048
- Revaluation transferred to retained earnings:				
- Subsidiaries and associates	4,656,501	-	-	4,656,501
December 31	<u>\$ 37,236,853</u>	<u>(\$ 124,551,979)</u>		<u>(\$ 87,315,126)</u>

(XX) Operating revenue

1. Classification of revenue from contracts with customers

The Company's revenue, which is derived from transfer of goods and services at a point of time, is subcategorized into the following geographic areas and product categories:

<u>Geographic areas</u>	<u>2021</u>	<u>2020</u>
Ireland	\$ 1,891,221,311	\$ 1,630,264,437
The United States	1,390,458,294	1,118,852,513
Japan	151,086,619	105,685,159
Singapore	50,777,925	52,326,174
China	54,055,721	39,145,812
Hong Kong	21,902,974	18,726,260
Europe (excluding Ireland)	4,677,632	4,610,859
Others	79,496,171	91,334,452
Total	<u>\$ 3,643,676,647</u>	<u>\$ 3,060,945,666</u>

<u>Product category</u>	<u>2021</u>	<u>2020</u>
Consumer electronics	\$ 2,670,011,004	\$ 2,047,951,863
Computer terminal products	925,291,809	964,698,023
Components and others	39,463,395	38,552,881
Cloud network products	8,910,439	9,742,899
Total	<u>\$ 3,643,676,647</u>	<u>\$ 3,060,945,666</u>

2. Contract assets and contract liabilities

Contract liabilities arising from advance trade proceeds received by the Company are as follows:

	<u>December 31, 2021</u>	<u>December 31, 2020</u>	<u>January 1, 2019</u>
Contract liabilities (Other current liabilities listed)	<u>\$ 7,403,081</u>	<u>\$ 7,508,278</u>	<u>\$ 7,081,391</u>

The amounts of contract liabilities at the beginning of 2021 and 2020 recognized as revenue were \$1,123,951 and \$1,120,243, respectively.

(XXI) Interest income

	<u>2021</u>	<u>2020</u>
Interest income from bank deposits	\$ 274,142	\$ 760,988
Interest income from financial assets at amortized cost	4,179	86,879
Others	16,510	-
	<u>\$ 294,831</u>	<u>\$ 847,867</u>

(XXII) Other gains and losses

	2021	2020
Gain on disposal of property, plant and equipment	\$ 30,210	\$ 30,505
Net currency exchange gain (loss)	( 2,091,295)	5,073,534
Net loss on financial assets and liabilities at fair value through profit or loss	( 6,394,642)	( 4,950,322)
Other net losses	( 304,446)	( 64,409)
Total	( \$ 8,760,173)	\$ 89,308

(XXIII) Additional disclosures on expenses of nature

Additional disclosures related to operating costs and operating expenses are as follows:

	2021	2020
Product warranty costs	\$ 28,715,031	\$ 36,411,836
Employee benefit expenses	9,733,346	10,673,509
Depreciation	453,547	458,899
Amortization	377,814	347,786
	\$ 39,279,738	\$ 47,892,030

(XXIV) Employee benefit expenses

	2021	2020
Wages and salaries	\$ 8,915,742	\$ 9,777,926
Labor and health insurance fees	483,214	435,720
Pension costs	247,115	245,047
Remuneration to directors	27,760	19,494
Other personnel expenses	59,515	195,322
	\$ 9,733,346	\$ 10,673,509

1. In accordance with the Articles of Incorporation of the Company, a ratio of distributable profit of the current year, after covering accumulated losses, shall be distributed as employees' compensation. The ratio shall be between 5% and 7% for employees' compensation.
2. For 2021 and 2020, employees' compensation was accrued at \$8,122,670 and \$6,001,329, respectively. The aforementioned amounts were recognized in salary expenses. The expenses recognized for 2021 and 2020 were estimated and accrued based on 5% of the profit of current year distributable.

According to the resolutions of the board of directors on March 23, 2022 and March 30, 2021, the remuneration amounts to employees in 2021 and 2020 were \$8,122,670 and \$6,001,329 respectively, which were consistent with the amounts recognized in the financial statements for 2021 and 2020, distributed in cash.

Information about the appropriation of employees' compensation by the Company as proposed by the Board of Directors and resolved by the shareholders will be posted in the "Market Observation Post System" at the website of the TWSE.



(XXV) Finance cost

	<u>2021</u>	<u>2020</u>
Interest expense:		
Bank loans	\$ 556,534	\$ 1,132,663
Corporate bonds	1,681,291	1,819,616
Interest on the leasing liabilities	1,398	3,323
Financing expense from accounts receivable factoring	112,520	87,516
	<u>\$ 2,351,743</u>	<u>\$ 3,043,118</u>

(XXIX) Income tax

1. Income tax expense

(1) Components of income tax expense:

	<u>2021</u>	<u>2020</u>
Current tax:		
Current tax on profits for the period	\$ 5,595,937	\$ 7,486,640
Tax on undistributed surplus earnings	2,354,561	248,049
Amount of income tax under-estimated (overestimated) for prior years	( 232,739 )	3,468,990
Total current tax	<u>7,717,759</u>	<u>11,203,679</u>
Deferred tax:		
Origination and reversal of temporary differences	7,292,635	1,907,565
Others:		
Impact of changes in tax rates	-	( 880,800 )
Total deferred tax	<u>7,292,635</u>	<u>1,026,765</u>
Income tax expense	<u>\$ 15,010,394</u>	<u>\$ 12,230,444</u>

(2) The income tax amount relating to components of other comprehensive income is as follows:

	<u>2021</u>	<u>2020</u>
Remeasurements of defined benefit obligation	( \$ 20,569 )	\$ 9,525

2. Reconciliation between income tax expense and accounting profit:

	<u>2021</u>	<u>2020</u>
Income tax expense at the statutory rate	\$ 30,866,145	\$ 22,805,050
Effects from items disallowed by tax regulation	( 17,984,130 )	( 13,418,030 )
Amount of income tax under-estimated (overestimated) for prior years	( 232,739 )	3,468,990
Tax on undistributed surplus earnings	2,354,561	248,049
Effects from different applicable tax rate for overseas branch	6,557	7,185
Impact of change in tax rate	-	( 880,800 )
Income tax expense	<u>15,010,394</u>	<u>12,230,444</u>
Net change in deferred income tax	( 7,292,635 )	( 1,907,565 )
Impact of change in tax rate	-	880,800
Add: Overestimated (underestimated) tax in prior years	232,739	( 3,468,990 )
Less: Prapaid tax and tax deductibles	( 104,794 )	( 1,940,814 )
Adjustments for different tax rates for overseas branches	( 6,557 )	( 7,185 )
Current income tax liabilities	<u>\$ 7,839,147</u>	<u>\$ 5,786,690</u>

3. Amounts of deferred tax assets or liabilities derived from temporary differences, tax loss and

investment tax credits are as follows:

	2021			
	January 1	Recognized in profit or loss	Recognized in other comprehensive income	December 31
Deferred income tax assets:				
- temporary difference:				
Unrealized evaluation loss on financial assets	\$ 258,885	( \$ 102,528)	\$ -	\$ 156,357
Allowance for inventory market price decline	343,035	11,912	-	354,947
Deferred income	1,368,347	( 86,259)	-	1,282,088
Pension payable	280,309	( 6,508)	( 20,569)	253,232
Others	56,398	5,412	-	61,810
	<u>\$ 2,306,974</u>	<u>( \$ 177,971)</u>	<u>( \$ 20,569)</u>	<u>\$ 2,108,434</u>
Deferred income tax liabilities:				
- temporary difference:				
Unrealized exchange gains	( \$ 545,806)	\$ 270,296	\$ -	( \$ 275,510)
Gain on foreign investment accounted for under the equity method	( 4,815,419)	( 7,342,276)	-	( 12,157,695)
Others	( 19)	( 42,684)	-	( 42,703)
	<u>( \$ 5,361,244)</u>	<u>( \$ 7,114,664)</u>	<u>\$ -</u>	<u>( \$ 12,475,908)</u>
	2020			
	January 1	Recognized in profit or loss	Recognized in other comprehensive income	December 31
Deferred income tax assets:				
- temporary difference:				
Unrealized evaluation loss on financial assets	\$ 177,600	\$ 81,285	\$ -	\$ 258,885
Allowance for inventory market price decline	167,734	175,301	-	343,035
Deferred income	1,364,876	3,471	-	1,368,347
Pension payable	277,568	( 6,784)	9,525	280,309
Others	49,640	6,758	-	56,398
	<u>\$ 2,037,418</u>	<u>\$ 260,031</u>	<u>\$ 9,525</u>	<u>\$ 2,306,974</u>
Deferred income tax liabilities:				
- temporary difference:				
Unrealized exchange gains	( \$ 221,854)	( \$ 323,952)	\$ -	( \$ 545,806)
Gain on foreign investment accounted for under the equity method	( 3,850,772)	( 964,647)	-	( 4,815,419)
Others	( 1,822)	1,803	-	( 19)
	<u>( \$ 4,074,448)</u>	<u>( \$ 1,286,796)</u>	<u>\$ -</u>	<u>( \$ 5,361,244)</u>

4. The Company did not recognize taxable temporary differences associated with investment in subsidiaries as deferred tax liabilities. As of December 31, 2021 and 2020, the amounts of temporary differences unrecognized as deferred tax liabilities were \$1,155,469,127 and \$1,120,928,606, respectively.
5. The Company's income tax returns through 2019 have been assessed and approved by the Tax Authority.

6. The Company repatriated funds overseas (including mainland China) in accordance with the “The Management, Utilization, and Taxation of Repatriated Offshore Funds Act” upon application and approval within the time limit, and the applicable tax rate is 8% for the first year and 10% for the second year, with exemption from taxation according to the general income tax system; within 1 year after the repatriation of funds, an application to the Ministry of Economic Affairs may be submitted to engage in real investment, and those who complete the investment within the limit are entitled to a 50% tax rebate.

(XXVII) Earnings per share

	2021		
	Amount after tax	Weighted average number of common stocks outstanding (shares in thousands)	Earnings per share (NT\$)
<u>Basic earnings per share</u>			
Net income for the period	\$ 139,320,332	13,861,508	\$ 10.05
<u>Diluted earnings per share</u>			
Profit attributable to ordinary shareholders of the parent	139,320,332	13,861,508	
Effect of dilutive potential			
On common stock			
Employee Bonus	-	78,103	
Convertible bonds - overseas	203,607	136,266	
Profit attributable to ordinary shareholders of the parent			
Effect of dilutive potential on common shares	\$ 139,523,939	14,075,877	\$ 9.91
	2020		
	Amount after tax	Weighted average number of common stocks outstanding (shares in thousands)	Earnings per share (NT\$)
<u>Basic earnings per share</u>			
Net income for the period	\$ 101,794,807	13,861,508	\$ 7.34
<u>Diluted earnings per share</u>			
Profit attributable to ordinary shareholders of the parent	101,794,807	13,861,508	
Effect of dilutive potential			
On common stock			
Employee Bonus	-	65,232	
Convertible bonds - overseas	227,880	96,070	
Profit attributable to ordinary shareholders of the parent			
Effect of dilutive potential on common shares	\$ 102,022,687	14,022,810	\$ 7.28

(XXVIII) Supplemental cash flow information

1. Investing activities with partial cash collection and payments:

	<u>2021</u>	<u>2020</u>
Purchase of property, plant and equipment	\$ 2,880,470	\$ 405,003
Add: Opening balance of payable on equipment	123,216	188,473
Less: Ending balance of payable on equipment	( 68,406)	( 123,216)
Cash paid during the period	<u>\$ 2,935,280</u>	<u>\$ 470,260</u>

	<u>2021</u>	<u>2020</u>
Disposal of property, plant and equipment	\$ 70,633	\$ 94,414
Add: Opening balance of receivable on equipment	50,363	753
Less: Ending balance of receivable on equipment	( 24,766)	( 50,363)
Cash received during the period	<u>\$ 96,230</u>	<u>\$ 44,804</u>

2. Changes in liabilities from financing activities

	<u>2021</u>					<u>Total liabilities from financing activities</u>
	<u>Short-term notes and bills payable</u>	<u>Short-term loans</u>	<u>Long-term loans</u>	<u>Bonds payable</u>	<u>Leasing liabilities</u>	<u>Total liabilities from financing activities</u>
January 1	\$ 37,562,534	\$ 113,123,855	\$ 14,489,347	\$ 143,299,388	\$ 143,023	\$308,618,147
Changes in cash flows from financing activities	( 16,300,000)	27,060,715	( 13,500,000)	35,435,638	( 86,364)	32,609,989
Other non-cash changes	26,981	-	10,653	( 148,916)	329,628	218,346
December 31	<u>\$ 21,289,515</u>	<u>\$ 140,184,570</u>	<u>\$ 1,000,000</u>	<u>\$ 178,586,110</u>	<u>\$ 386,287</u>	<u>\$341,446,482</u>

	<u>2020</u>					<u>from financing activities</u>
	<u>Short-term notes and bills payable</u>	<u>Short-term loans</u>	<u>Long-term loans</u>	<u>Bonds payable</u>	<u>Leasing liabilities</u>	<u>Total liabilities from financing activities</u>
January 1	\$ 28,837,201	\$ 112,180,200	\$ 21,019,936	\$ 138,887,181	\$ 235,893	\$301,160,411
Changes in cash flows from financing activities	8,700,000	943,655	( 6,574,507)	4,132,442	( 101,406)	7,100,184
Other non-cash changes	25,333	-	11,446	279,765	8,536	325,080
Effects of exchange rate changes	-	-	32,472	-	-	32,472
December 31	<u>\$ 37,562,534</u>	<u>\$ 113,123,855</u>	<u>\$ 14,489,347</u>	<u>\$ 143,299,388</u>	<u>\$ 143,023</u>	<u>\$308,618,147</u>

VII. Related Party Transactions

(I) Names of related parties and relationship

Names of related parties	Relationship with the Company
FOXCONN (FAR EAST) LIMITED and its subsidiaries	Subsidiaries
COMPETITION TEAM TECHNOLOGIES LIMITED	"
BEST LEAP ENTERPRISES LIMITED	"
FOXCONN SINGAPORE (PTE) LIMITED	"
FOXCONN IMAGE AND PRINTING PRODUCT (PTE) LIMITED	"
FALCON PRECISION TRADING LIMITED	"
FALCON PRECISION TRADING PTE. LTD.	"
HEROIC LEGEND ENTERPRISES LTD.	"
CARSTON LIMITED	"
FOXCONN HOLDING LIMITED	"
FAST VICTOR LIMITED	"
Foxconn Precision Electronics (Taiyuan) Co., Ltd.	"
Hongfujin Precision Electronics (Zhengzhou) Co., Ltd.	"
Futaihua Industry (Shenzhen) Co., Ltd.	"
Hongfujin Precision Industry (Chengdu) Co., Ltd.	"
Henan Future High-tech Co., Ltd.	"
Asia Pacific Telecom Co., Ltd. and its Subsidiaries	"
Foxtron Vehicle Technologies Co., Ltd.	"
HON YOUNG Semiconductor Corporation	"
Lin Yih International Investment Co., Ltd.	"
SolidEdge Solution Inc.	"
Sharp Corporation and its subsidiaries	Associates
Foxconn Technology Co., Ltd. and its subsidiaries	"
Pan International Industrial Corporation and its subsidiaries	"
ESON PRECISION IND. CO., LTD. and its subsidiaries	"
General Interface Solution Holding Limited and its subsidiaries	"
ZHEN DING TECHNOLOGY HOLDING LIMITED and its subsidiaries	"
Ennoconn Corporation and its subsidiaries	"
CyberTAN Technology, Inc. and its subsidiaries	"
Foxsemicon Integrated Technology Inc. and its subsidiaries	"
G-TECH Optoelectronics Corporation	"
Advanced Optoelectronic Technology Inc.	"
Ampower Technology Co., Ltd.	"
Fitipower Integrated Technology Inc.	"
Zeitec Semiconductor Co., Ltd.	"
Foxstar Technology Co., Ltd.	"
MAXNERVA TECHNOLOGY SERVICE INC. and its subsidiaries	"
Zhuhai Lingyange Chip Technology Co., Ltd.	"
Zhuhai Aisheng Technology Co., Ltd.	"
Kore Semiconductor, Inc.	"
ELUX INC.	"
FCHENG UEI PRECISION INDUSTRY CO., LTD. and its subsidiaries	Other related parties
Innolux Corporation and its subsidiaries	"
SIO INTERNSTIONAL HOLDINGS LIMITED	"
ES PLATFORM LIMITED	"

(II) Significant transactions and balances with related parties

1. Operating revenue

	<u>2021</u>	<u>2020</u>
Sales of goods:		
- Subsidiaries	\$ 34,142,722	\$ 28,246,650
- Associates	10,606,285	18,768,955
- Other related parties	7,647,830	6,502,316
Total	<u>\$ 52,396,837</u>	<u>\$ 53,517,921</u>

- (1) Unless the prices and terms are determined in accordance with mutual agreements due to lack of similar transactions, the sale prices and credit terms to the said related parties are similar to those to third parties. The normal credit term is around 45 to 90 days.
- (2) Transactions of raw material by the Company to some of the abovementioned related parties for the purpose of repurchasing some finished goods have been eliminated in accordance with the economic substance.

2. Purchases

	<u>2021</u>	<u>2020</u>
Product purchase:		
- Subsidiaries		
FOXCONN SINGAPORE (PTE) LIMITED	\$ 1,329,813,330	\$ 837,569,245
FALCON PRECISION TRADING PTE. LTD.	687,328,973	580,468,891
FOXCONN IMAGE AND PRINTING PRODUCT (PTE) LIMITED	431,212,398	292,731,337
FAST VICTOR LIMITED	316,557,959	244,876,314
FALCON PRECISION TRADING LIMITED	-	163,042,265
Others	351,972,335	450,533,168
- Associates	7,004,434	6,194,712
- Other related parties	3,106,813	4,324,028
Total	<u>\$ 3,126,996,242</u>	<u>\$ 2,579,739,960</u>

Unless the prices and terms were determined in accordance with mutual agreements due to no similar transactions, purchases made by the Company from the above-mentioned related parties are by reference to the then prevailing price. The normal payment term is 45 to 90 days and 30 to 90 days for ordinary suppliers and related parties, respectively.

### 3. Other expenses

	2021	2020
Expense for processing, maintenance and molds:		
- Subsidiaries		
FAST VICTOR LIMITED	\$ 20,767,215	\$ 29,438,255
Hongfujin Precision Industry (Chengdu) Co., Ltd.	7,993,113	-
FALCON PRECISION TRADING LIMITED	-	2,370,531
CARSTON LIMITED	-	54,194
Others	1,075,167	1,028,241
- Associates	359,854	220,758
- Other related parties	-	28
Total	\$ 30,195,349	\$ 33,112,007
Miscellaneous expense for warehousing and customs clearance:		
- Subsidiaries	\$ 2,027,259	\$ 326,373
Freight expense:		
- Subsidiaries	7,523,061	6,479,458
- Associates	119	564
Total	\$ 7,523,180	\$ 6,480,022

The above-mentioned companies engage their companies in Mainland China to process and maintain some of the Company's products, at a price determined by weight in accordance with the production quantity.

#### 4. Receivables from related parties

	December 31, 2021	December 31, 2020
Accounts receivable:		
- Subsidiaries		
Hongfujin Precision Electronics (Zhengzhou) Co., Ltd.	\$ 107,415,764	\$ 182,896,630
Futaihua Industry (Shenzhen) Co., Ltd.	14,611,644	14,851,826
Others	26,936,073	33,416,838
- Associates	1,368,039	5,341,564
- Other related parties	2,155,507	1,455,765
	<u>152,487,027</u>	<u>237,962,623</u>
Loss allowance	( 1,321)	( 2,549)
Subtotal	<u>152,485,706</u>	<u>237,960,074</u>
Other receivables - disposal of property, plant and equipment:		
- Subsidiaries	145	158
- Associates	24,621	-
- Other related parties	-	50,205
Subtotal	<u>24,766</u>	<u>50,363</u>
Other receivables - purchase of raw materials on behalf of related parties:		
- Subsidiaries		
Hongfujin Precision Electronics (Zhengzhou) Co., Ltd.	266,216,455	315,062,012
Hongfujin Precision Industry (Chengdu) Co., Ltd.	156,300,860	164,757,798
Futaihua Industry (Shenzhen) Co., Ltd.	138,918,716	123,416,745
Henan Future High-tech Co., Ltd.	121,890,654	-
Foxconn Precision Electronics (Taiyuan) Co., Ltd.	70,200,555	121,703,410
Others	90,950,834	80,697,715
- Associates	2,156,849	927,978
- Other related parties	7	-
Subtotal	<u>846,634,930</u>	<u>806,565,658</u>
Other receivables - Receivables from disposal of investment:		
ES PLATFORM LIMITED	-	5,172,696
Other receivables - others:		
- Subsidiaries	97,764	34,393
Less: Allowance for loss	-	( 1,293,174)
Subtotal	<u>97,764</u>	<u>3,913,915</u>
Total	<u>\$ 999,243,166</u>	<u>\$ 1,048,490,010</u>

(1) The amount is due 30 to 90 days after the transaction date.

(2) The Company disposed of preferred C stock shares without voting rights of SHARP Corporation on December 29, 2017. The consideration for the disposal of 1,136,363 shares was \$93,128,046 (JPY 352,490,712 thousand), which is due in average installments from the settlement date on a quarterly basis and as of December 31, 2021, all payments were received. On December 31, 2020, the provision for loss of \$1,293,174 was decided based on historical repayment records.

(3) The above-mentioned receivables are neither pledged nor bearing interest.



(4) Procurement of raw materials by the Company on behalf of the aforementioned related parties amounted to \$2,259,473,252 and \$1,921,891,950, respectively, for 2021 and 2020.

(5) Please refer to Note XII (2) for the Company's assessment of other receivables - impairment losses and allowance for losses from related parties.

#### 5. Payables to related parties

	<u>December 31, 2021</u>	<u>December 31, 2020</u>
Accounts payable:		
- Subsidiaries		
FOXCONN SINGAPORE (PTE) LIMITED	\$ 542,861,747	\$ 528,078,731
FALCON PRECISION TRADING PTE. LTD.	248,985,107	282,162,273
FOXCONN IMAGE AND PRINTING PRODUCT (PTE) LIMITED	174,623,005	149,257,710
FAST VICTOR LIMITED	58,911,906	142,103,340
Others	65,818,128	71,835,110
- Associates	1,018,225	1,241,755
- Other related parties	978,924	1,343,053
Subtotal	<u>1,093,197,042</u>	<u>1,176,021,972</u>
Other payables - Acquisition of property, plant and equipment:		
- Subsidiaries	2,700	88,595
- Associates	10,484	3,361
Subtotal	<u>13,184</u>	<u>91,956</u>
Other payables - Expense for processing and molds:		
- Subsidiaries		
FAST VICTOR LIMITED	5,807,979	10,269,709
Others	3,219,409	2,572,093
- Associates	41,651	53,629
Subtotal	<u>9,069,039</u>	<u>12,895,431</u>
Other payables - Miscellaneous expense for warehousing and customs clearance:		
- Subsidiaries	<u>262,933</u>	<u>218,577</u>
Other payables - Freight expense:		
- Subsidiaries	<u>1,126,382</u>	<u>399,273</u>
Total	<u>\$ 1,103,668,580</u>	<u>\$ 1,189,627,209</u>

The purchase proceeds are due in 30 to 90 days after the transaction date<sup>o</sup>The payables is not interest-bearing<sup>o</sup>

#### (VI) Lease Trading - Lessee

(1) The Company leased plants from its related parties under the lease contracts with a term for 1 to 3 years, and the rent is paid on a monthly basis.

(2) Leasing liabilities

	December 31, 2021	December 31, 2020
- Subsidiaries	\$ -	\$ 15,842
- Associates	15,367	29,098
- Other related parties	-	2,440
	<u>\$ 15,367</u>	<u>\$ 47,380</u>

(3) Rental expenses on lease contracts

	2021	2020
- Subsidiaries	\$ 36,492	\$ 32,577
- Associates	330	234
- Other related parties	6,601	743
	<u>\$ 43,423</u>	<u>\$ 33,554</u>

The Company incurred interest expenses on lease liabilities of \$189 and \$645 for 2021 and 2020 respectively

7. Prepayments

	December 31, 2021	December 31, 2020
Subsidiaries	<u>\$ 9</u>	<u>\$ 71,200</u>

8. Property transactions

(1) Acquisition of property, plant and equipment:

	2021	2020
Subsidiaries	\$ 150,058	\$ 137,773
Associates	22,803	11,421
Total	<u>\$ 172,861</u>	<u>\$ 149,194</u>

(2) Disposal of property, plant and equipment:

	2021		2020	
	Proceeds from disposal	Gain on disposal	Proceeds from disposal	Gain on disposal
Sale of property, plant and equipment				
Other related parties	\$ 9,208	\$ 7,502	\$ 47,814	\$ 12,941
Associates	23,451	1,414	25,266	11,022
Subsidiaries	37,862	20,233	21,148	4,887
Total	<u>\$ 70,521</u>	<u>\$ 29,149</u>	<u>\$ 94,228</u>	<u>\$ 28,850</u>

(3) Acquisition of financial assets

	Financial account	Transacted shares (in thousands)	Transaction objectives	2021 Consideration for acquisition
HON YOUNG Semiconductor Corporation	Investments accounted for under equity method	317,000	Stock	\$ 3,170,000
Lin Yih International Investment Co., Ltd.	"	165,000	"	1,650,000
FOXCONN HOLDING LIMITED	"	48,559	"	1,364,351
FOXCONN SINGAPORE PTE. LTD.	"	48,000	"	1,341,120
Subsidiaries	"	9,368	"	93,679
Associates	"	18	"	3,687
				<u>\$ 7,622,837</u>

	Financial account	Transacted shares (in thousands)	Transaction objectives	2020 Consideration for acquisition
Foxtron Vehicle Technologies Co., Ltd.	Investments accounted for under equity method	785,032	Stock	\$ 7,850,321
Subsidiaries	"	193,522	"	5,427,286
				<u>\$ 13,277,607</u>

9. Endorsements and guarantee made by related parties

	2021	2020
Subsidiaries	<u>\$ 173,995,800</u>	<u>\$ 196,426,740</u>

(III) Information about remunerations to the major management:

	2021	2020
Salaries and other short-term employee benefits	\$ 1,094,781	\$ 688,845
Post-employment benefits	646	646
Share-based payment	576,392	532,512
	<u>\$ 1,671,819</u>	<u>\$ 1,222,003</u>

(IV) Name of subsidiary and relationship with the Company

The names and relationships of subsidiaries with which the Company conducted significant transactions are provided in Schedule 5 and Schedule 6.

VIII. Mortgaged (Pledged) Assets

As of December 31, 2021 and 2020, the book values of the Company's pledged assets are as follows:

Asset items	Book value		For guarantee purpose
	December 31, 2021	December 31, 2020	
Fixed time deposits and cash (presented as "financial assets at amortized cost - non-current")	<u>\$ 49,900</u>	<u>\$ 22,500</u>	Security deposit for the provisional attachment, and guarantee deposits with courts and customs

## IX. Significant Contingent Liabilities and Unrecognized Contract Commitments

### (I) Contingencies- Significant legal matters

On March 8, 2019, MICROSOFT CORPORATION and MICROSOFT LICENING,GP sued the Company over the dispute regarding the royalty payment under the patent licensing agreement. The parties to the above case settled out of court in August 2020. The Company has accounted for the outstanding amount of settlement as appropriate.

### (II) Commitments

Aside from what has been disclosed in Note 7 related party transactions, there are still the following commitments:

Capital expenditure contracted for but not yet incurred is as follows:

	<u>December 31, 2021</u>	<u>December 31, 2020</u>
Property, plant and equipment	\$ 199,134	\$ 5,142

## X. Significant Disaster Loss

None.

## XI. Significant Events after the Balance Sheet Date

1. The Board resolved on September 4, 2020 to convert the Company's 527,524,409 common stocks of Asia Pacific Telecom Co., Ltd. ("APT") into approximately 81,824,616 new common stocks of Far EasTone Telecommunications Co., Ltd. ("FET") upon approval of the competent authority, the share swap is expected to be completed on June 30, 2022. On February 25, 2022, the company's subsidiary, APT was approved by the board of directors to merge with FET, and the share-handover communication agreement was terminated.
2. On February 25, 2022, the board of directors of APT, a subsidiary of the Company, passed a resolution to merge with FET by way of absorption and merger, with FET as the surviving company and APT as the eliminated company. The consideration for this merger was provided in shares. On the basis date of merger (tentatively set to be September 30, 2022), based the registered common stocks held by each shareholder of APT, deducting the shareholding of APT by FET The number of privately-held common stocks, at the exchange ratio of 0.0934406 registered common stocks of FET for 1 registered common stock of APT, new shares were issued to shareholders of APT.  
After the merger proposal has been approved by the shareholders' (provisional) meeting and approved by the competent authority, it is planned to apply with the Taiwan Stock Exchange for the termination of listing and trading of securities and with Financial Supervisory Commission for the suspension of public offering in accordance with the relevant laws and regulations, so as to apply with the competent authority where APT is located for handling the dissolution.
3. On March 23, 2022, the Board of Directors passed the distribution of 2021 earnings. Please refer to Note VI (18).

## XII. Others

### (I) Capital management

The objective of the Company's capital management is to ensure that the Company can continue as a going concern, that an optimal capital structure is maintained to lower the cost of capital, and that returns are provided to shareholders. In order to maintain or adjust the capital structure, the Company

may adjust the amount of dividends paid to shareholders, issue new shares or sell assets to reduce debt. The Company monitors capital on the basis of the debt-to-net worth ratio. This ratio is calculated as net debt divided by net worth. Net debt is calculated as total loans (including "current and non-current loans" as shown in the parent company only balance sheet) less cash and cash equivalents. Net worth is calculated as 'equity' as shown in the parent company only balance sheet less the total intangible assets.

The Company's strategic maintenance in 2021 to pin the debt-to-net worth ratio at or below 70% remains unchanged from that in 2020.

## (II) Financial instruments

### 1. Classification of financial instruments

For information and amounts related to the Company's financial assets, which comprise financial assets at fair value through profit or loss, financial assets at fair value through other comprehensive income, financial assets at amortized cost, accounts receivable (including receivables due from related parties and other receivables), and financial liabilities, which comprise financial liability at fair value through profit or loss, accounts payable (including payables to related parties), other payables, short-term loans, long-term loans and corporate bond payables), refer to Note VI and the parent company only balance sheet.

### 2. Risk management policies

#### (1) Risk categories:

The Company employs a comprehensive risk management and control system to clearly identify, measure, and control the various kinds of financial risk it faces, including market risk (including foreign exchange risk, interest rate risk and price risk), credit risk, and liquidity risk.

#### (2) Management objectives:

- A. Except for market risk, which is controlled by external factors, the remainder of the foregoing types of risks can be controlled internally or removed from business processes. Therefore, the goal in managing each of these risks is to reduce them to zero.
- B. As for market risk, the goal is to optimize its overall position through strict analysis, suggestion, execution and audit processes, and proper consideration of a) long-term trends in the external economic/financial environment, b) internal operating conditions, and c) the actual effects of market fluctuations.
- C. The Company's overall risk management policy focuses on the unpredictable item of financial markets and seeks to reduce the risk that potentially pose adverse effects on the Company financial position and financial performance.
- D. For the information on the derivative financial instruments that the Company enters into, please refer to Note VI (2).

#### (3) Management system:

- A. Risk management is executed by the Company treasury by following policies approved

by the Board. Through cooperation with the Company's operating units, finance department is responsible for identifying, evaluating and hedging financial risks.

- B. The Board of Directors has a written policy covering overall risk management. It also has written policies covering specific scopes and issues, such as exchange rate risk, interest rate risk, credit risk, derivative and non-derivative financial instruments used, and the investment of excess working capital.

### 3. Significant financial risks and degrees of financial risks

#### (1) Market risk

##### A. Foreign exchange risk

###### (A) Nature

The Company is a multinational company in the electronics manufacturing services industry. Most of the exchange rate risk from operating activities come from:

- a. Foreign exchange risk arises from different exchange rates to functional currency, as the invoice dates of accounts receivable and payable denominated in nonfunctional foreign currency are different. Due to the characteristics of the OEM industry, the Company's revenue and expenditures are mostly denominated in foreign currency. Thus, the remaining net foreign exchange risk is not material after offsetting assets and liabilities. Furthermore, although the fluctuations in exchange rates of the Company's certain foreign investments in emerging countries (e.g., Vietnam and India, etc.) are considered huge, the percentage of the investments is not significant and thus the Company's foreign exchange risk can be maintained in the controllable range. (Note: The Company has several sites in various countries and thus is exposed to various foreign exchange risks. The main risk arises from USD and RMB.)
- b. Besides the above transactions (operating activities) recognized in the income statement, assets and liabilities recognized in the balance sheet also result in the exchange rate risk.

###### (B) Management:

- a. For such risks, the Company has set up policies requiring companies in the Group to manage the exchange rate risks of their functional currencies.
- b. The exchange rate risk arising from the difference between each functional currency and the reporting currency of the consolidated financial statements is managed by the Group's general financial office.

###### (C) Source

###### a. USD and NTD:

Foreign exchange risk arises primarily from USD-denominated assets, such as cash and cash equivalents, accounts receivable, and other receivables, and

USD-denominated liabilities, such as loans, accounts payable and other payables, which results in exchange loss or gain when they are converted into NTD.

b. JPY and NTD:

Foreign exchange risk arises primarily from JPY-denominated liabilities, such as loans, accounts payable and other payables, which results in exchange loss or gain when they are converted into NTD.

(D) Extent: The information on assets and liabilities denominated in foreign currencies whose values would be materially affected by the exchange rate fluctuations is as follows:

		December 31, 2021					
						Sensitivity analysis	
						Extent of variation	
<b>(Foreign currency : functional currency)</b>		Foreign currency (in thousands)	Exchange rate	Book value (NT\$ thousand)		Effect on profit or loss	
<u>Financial Assets</u>							
<u>Monetary items</u>							
USD : NTD	\$	57,587,304	27.68	\$ 1,594,016,575	5%	\$ 79,700,829	
JPY : NTD		5,591,083	0.2405	1,344,655	5%	67,233	
<u>Investments accounted for under equity method</u>							
USD : NTD	\$	54,780,639	27.68	\$ 1,516,328,088			
<u>Financial liabilities</u>							
<u>Monetary items</u>							
USD : NTD	\$	59,498,177	27.68	\$ 1,646,909,539	5%	\$ 82,345,477	
		December 31, 2020					
						Sensitivity analysis	
						Extent of variation	
<b>(Foreign currency : functional currency)</b>		Foreign currency (in thousands)	Exchange rate	Book value (NT\$ thousand)		Effect on profit or loss	
<u>Financial Assets</u>							
<u>Monetary items</u>							
USD : NTD	\$	57,770,301	28.48	\$ 1,645,298,172	5%	\$ 82,264,909	
JPY : NTD		19,193,988	0.2763	5,303,299	5%	265,165	
<u>Investments accounted for under equity method</u>							
USD : NTD	\$	48,918,393	28.48	\$ 1,393,195,833			
<u>Financial liabilities</u>							
<u>Monetary items</u>							
USD : NTD	\$	61,374,399	28.48	\$ 1,747,942,884	5%	\$ 87,397,144	

(E) The aggregate amount of all exchange gains and losses (including realized and unrealized) recognized in 2021 and 2020 under monetary items of the Company that have a significant impact on exchange rate fluctuations represented a loss of \$2,091,295 and a gain of \$5,073,534, respectively.

B. Equity securities

(A) Nature

The Company primarily invests in domestic and foreign publicly traded equity

instruments, which are accounted for as financial assets at fair value through profit or loss, financial assets at fair value through other comprehensive income and available-for-sale financial assets. The price of those equity instruments will be affected by the uncertainty of the future value of the investment.

(B) Extent

If such equity instruments' price rise or fall by 1%, with all other factors held unchanged, the impact on equity due to investments in equity instruments measured at fair value through other comprehensive income, investments in equity at fair value through profit or loss and available-for-sale equity instruments were \$34,617 and \$25,088, respectively, for 2021 and 2020.

C. Cash flow and fair value interest rate risk

(A) The Company's interest rate risk mainly comes from long-term loans and short-term loans. Loans issued at floating interest rates expose the Company to cash flow interest rate risk, which is partially offset by cash and cash equivalents held at floating interest rates. Loans issued at fixed rates expose the Company to fair value interest rate risk. The Company's loans are mainly at fixed and floating rates.

(B) The Company manages the interest rate risk of cash flow through the exchange of with fixed interest rates converted into fixed interest rate contracts. The Company and the counterparty agree on a fixed interest rate determined on the nominal principal during a specific period (mainly quarterly) and exchanged at the difference between the two floating rates.

(2) Credit risk

A. Credit risk refers to the risk of financial loss to the Company arising from default by the clients or counterparties of financial instruments.

According to the Company's credit policy, each local entity in the Company is responsible for managing and analyzing the credit risk for each of their new clients before standard payment and delivery terms and conditions are offered. The internal risk control assesses customers' credit quality by taking into account their financial position, historical experience, and other factors.

Individual risk limits are set by the Board of Directors based on internal or external ratings. The utilization of credit limits is regularly monitored. Major credit risk arises from credit risks of cash and cash equivalents, derivative financial instruments, deposits at banks and financial institutions, investments on short-term wealth management products of banks and financial institutions, and other financial instruments. The counterparties are banks with good credit quality and financial institutions with investment grade or above and government agencies, so there is no significant compliance concerns and credit risk.

B. The Company assumes that if the contract payments were past due over 90 days based on the terms, there has been a significant increase in credit risk on that instrument since



initial recognition; if past due over 360 days, a default has been occurred.

- C. The following indicators are used to determine whether the credit impairment of debt instruments has occurred:
  - (A) It becomes probable that the issuer will enter bankruptcy or other financial reorganization due to their financial difficulties;
  - (B) Default or delinquency in interest or principal repayments;
  - (C) Adverse changes in national or regional economic conditions that are expected to cause a default.

D. The aging analysis of accounts receivable (including related parties) is as follows:

	<u>December 31, 2021</u>	<u>December 31, 2020</u>
Not past due	\$ 696,596,199	\$ 582,743,419
Up to 90 days	13,236,035	9,037,757
91---180 days	257,556	59,755
181--270 days	20,166	56,621
270--360 days	6,252	20,771
Over 361 days	2,713,555	2,807,855
	<u>\$ 712,829,763</u>	<u>\$ 594,726,178</u>

The table above shows an aging analysis based on the number of days overdue.

E. The Company applies the following approaches to assess the expected credit losses (ECLs) of accounts receivable:

- (A) Assess the ECLs on an individual basis if a significant default has occurred.
- (B) Classify the other customers' accounts receivable based on the Company's credit rating standards and estimates the ECLs using loss rate methodology or provision matrix based on different groups.
- (C) Adjust the loss rates constructed from historical and recent information by taking into account the business cycle indicators of the National Development Council and forecasts of the Basel Committee on Banking Supervision.
- (D) As of December 31, 2021 and 2020, the individual allowance for impairment of accounts receivable and ones estimated using loss rate methodology or provision matrix are as follows:

	Individual	Group 1	Group 2	Group 3	Group 4	Total
<u>December 31, 2021</u>						
Expected loss rate	100%	0.0375%	0.0875%	0.12%~31.03%	4.51%~70.86%	
Total book value	\$ 2,700,003	\$ 663,883,633	\$ 39,627,560	\$ 6,567,720	\$ 50,847	\$ 712,829,763
Loss allowance	\$ 2,700,003	\$ 196,405	\$ 34,946	\$ 10,553	\$ 7,152	\$ 2,949,059

	Individual	Group 1	Group 2	Group 3	Group 4	Total
<u>December 31, 2020</u>						
Expected loss rate	100%	0.0375%	0.0875%	0.05%~58.51%	5.17%~76.25%	
Total book value	\$ 2,777,805	\$ 552,974,447	\$ 31,198,863	\$ 5,617,074	\$ 2,157,989	\$ 594,726,178
Loss allowance	\$ 2,777,805	\$ 122,762	\$ 27,436	\$ 6,772	\$ 32,849	\$ 2,967,624

Group 1: Standard Poor's, Fitch's, or Moody's rating of A-level, or rated as A-level in accordance with the Company's credit policies for those that have no external credit ratings.

Group 2: Standard Poor's or Fitch's rating of BBB, Moody's rating of Baa, or rated as B or C-level in accordance with the Company's credit policies for those that have no external credit ratings.

Group 3: Standard Poor's or Fitch's rating of BB + and below, or Moody's rating of Ba1 and below.

Group 4: Rated as other than A, B, or C in accordance with the Company's credit policies for those that have no external credit ratings.

F. The Company calculates the expected loss rate based on the historical overdue repayment records and evaluates other receivables - related party impairment losses. As of December 31, 2021 and December 31, 2020, the balances of allowance for losses was \$0 and \$1,293,174 respectively.

G. Movements of loss allowance for accounts receivable (including related parties) and other receivables (including related parties) provided by the Company are as follows:

	2021	2020
January 1	\$ 4,260,798	\$ 3,243,686
(Earnings from reversal of impairment loss	( 1,310,383)	1,017,112
Write-off due to irrecoverable amounts	( 1,356)	-
December 31	<u>\$ 2,949,059</u>	<u>\$ 4,260,798</u>

### (3) Liquidity risk

A. Cash flow forecasting is performed by each operating entity of the Company and aggregated by Company treasury. The Company treasury monitors rolling forecasts of the Company's liquidity requirements and meets various contractual obligations by maintaining sufficient funds and bank facilities.

B. The table below analyzes the Company's non-derivative financial liabilities and net-settled or gross-settled derivative financial liabilities categorized into relevant maturity groups, i.e. based on the remaining period at the balance sheet date to the contractual maturity date for non-derivative financial liabilities and to the expected maturity date for derivative financial liabilities. The amounts disclosed in the table are the contractual undiscounted cash flows.

	Less than 1 year	Between 1 to 2 years	Between 2 to 5 years	Over 5 years	Total
<u>Non-derivative financial liabilities:</u>					
December 31, 2021					
Bonds payable	\$ 35,128,442	\$ 11,900,000	\$ 73,833,116	\$ 57,900,000	\$ 178,761,558
Long-term loans	1,000,000	-	-	-	1,000,000
Financial guarantee contract	6,346,800	-	53,279,000	58,854,600	118,480,400
Leasing liabilities	84,739	67,985	108,586	130,899	392,209
	<u>\$ 42,559,981</u>	<u>\$ 11,967,985</u>	<u>\$ 127,220,702</u>	<u>\$ 116,885,499</u>	<u>\$ 298,634,167</u>
<u>Non-derivative financial liabilities:</u>					
December 31, 2020					
Bonds payable	\$ 23,700,000	\$ 35,128,442	\$ 49,100,000	\$ 35,750,000	\$ 143,678,442
Long-term loans	13,489,347	1,000,000	-	-	14,489,347
Financial guarantee contract	17,107,500	1,648,800	42,263,600	74,510,800	135,530,700
Leasing liabilities	42,651	73,129	28,966	-	144,746
	<u>\$ 54,339,498</u>	<u>\$ 37,850,371</u>	<u>\$ 91,392,566</u>	<u>\$ 110,260,800</u>	<u>\$ 293,843,235</u>
<u>Derivative financial liabilities:</u>					
December 31, 2021					
Cross currency swap contracts	\$ 473,478	\$ -	\$ -	\$ -	\$ 473,478
Foreign exchange forward contracts	425,550	-	-	-	425,550
	<u>\$ 899,028</u>	<u>\$ -</u>	<u>\$ -</u>	<u>\$ -</u>	<u>\$ 899,028</u>
<u>Derivative financial liabilities:</u>					
December 31, 2020					
Cross currency swap contracts	\$ 140,534	\$ -	\$ -	\$ -	\$ 140,534
Foreign exchange forward contracts	2,121,218	-	-	-	2,121,218
	<u>\$ 2,261,752</u>	<u>\$ -</u>	<u>\$ -</u>	<u>\$ -</u>	<u>\$ 2,261,752</u>

Except as stated above, the Company's non-derivative financial liabilities are due within the next year.

(III) Fair value information

1. The different levels of inputs used in the valuation techniques for measuring the fair value of financial and non-financial instruments have been defined as follows:

Level 1: Quoted prices (unadjusted) in active markets for identical assets or liabilities that the entity can access at the measurement date. A market is regarded as active where transactions for the asset or liability take place with sufficient frequency and volume to provide pricing information on an ongoing basis. The fair value of the Company's investment in listed stocks and beneficiary certificates is included in Level 1.

Level 2: Inputs other than quoted prices included within Level 1 that are observable for the asset or liability, either directly or indirectly. The fair value of the Company's investment in convertible corporate bonds payable and most of the derivative instruments is included.

Level 3: Unobservable inputs for the asset or liability. The fair value of the Company's equity investment without active market is included in Level 3.

2. Financial instruments not measured at fair value

(1) Except for those listed in the table below, the carrying amounts of the Company's financial instruments not measured at fair value (including cash and cash equivalents, notes and accounts receivable, other receivables, financial assets at amortized cost (excluding bank debentures), short-term loans, notes and accounts payable, other payables and long-term loans) approximate to their fair values.

	December 31, 2021			
	Book value	Level 1	Level 2	Level 3
Financial liabilities:				
Bonds payable	<u>\$178,761,558</u>	<u>\$ -</u>	<u>\$174,512,528</u>	<u>\$ -</u>

	December 31, 2020			
	Book value	Level 1	Level 2	Level 3
Financial liabilities:				
Bonds payable	<u>\$143,678,442</u>	<u>\$ -</u>	<u>\$142,340,232</u>	<u>\$ -</u>

(2) The methods and assumptions of fair value measurement are as follows:

Corporate bonds payable: Regarding the bonds issued by the Company, the coupon rate approximates to the current market rate. Therefore, the fair value is estimated using the present discounted value of the expected cash flows and market interest rate.

3. The Company categorizes financial and non-financial instruments measured at fair value on the basis of the nature, characteristics, risks, and fair value level of the assets and liabilities.

(1) The related information on assets and liabilities categorized by their nature is as follows:

December 31, 2021	Level 1	Level 2	Level 3	Total
<u>Assets</u>				
<u>Recurring fair value increment</u>				
Financial assets measured at fair value through profits or losses				
Derivatives	\$ -	\$ 117,245	\$ -	\$ 117,245
Financial assets measured at fair value				
Financial Assets				
Equity instruments	3,154,133	-	307,575	3,461,708
Accounts receivable from expected sales	-	80,964,000	-	80,964,000
Total	<u>\$ 3,154,133</u>	<u>\$ 81,081,245</u>	<u>\$ 307,575</u>	<u>\$ 84,542,953</u>
<u>Liabilities:</u>				
<u>Recurring fair value measurements</u>				
Financial liabilities measured				
at fair value through profits or losses				
Derivatives	\$ -	(\$ 899,028)	\$ -	(\$ 899,028)
December 31, 2020	Level 1	Level 2	Level 3	Total
<u>Assets</u>				
<u>Recurring fair value measurements</u>				
Financial assets measured at fair value through profit or loss				
Derivatives	\$ -	\$ 967,325	\$ -	\$ 967,325
Financial assets measured at fair value				
Financial Assets				
Equity instruments	2,308,016	-	200,815	2,508,831
Accounts receivable from expected sales	-	90,424,000	-	90,424,000
Total	<u>\$ 2,308,016</u>	<u>\$ 91,391,325</u>	<u>\$ 200,815</u>	<u>\$ 93,900,156</u>
<u>Liabilities:</u>				
<u>Recurring fair value measurements</u>				
Financial liabilities measured				
at fair value through profits or losses				
Derivatives	\$ -	(\$ 2,261,752)	\$ -	(\$ 2,261,752)

(2) The methods and assumptions of fair value measurement are as follows:

A. The Company adopts market quoted prices as their fair values (i.e., Level 1), which are listed below by the characteristics of the instruments:

Market quoted price	TWSE (TPEX) listed stocks Closing price	Open-end fund Net asset value
---------------------	--	----------------------------------

- B. Except for financial instruments with active markets, the fair value of other financial instruments is measured by using valuation techniques or by reference to counterparty quotes. The fair value of financial instruments measured by using valuation techniques method can be obtained by reference to the current fair value of instruments with similar terms and characteristics in substance, discounted cash flow method or other valuation methods, including fair value calculated by applying model using market information available at the parent company only balance sheet date.
- C. When assessing non-standard and low-complexity financial instruments, for example, cross currency swap contracts and wealth management products, the Company adopts valuation technique that is widely used by market participants. The parameters used in the evaluation models of such financial instruments are usually market observable information.
- D. The valuation of derivative financial instruments is based on valuation model widely accepted by market participants, such as discount method and option pricing model. Forward foreign exchange contracts are usually evaluated based on the current forward exchange rate. Put options are evaluated based on an appropriate option pricing model (Black-Scholes model).
- E. The output of the evaluation model is an estimated value, and the evaluation technology may not reflect all the relevant factors of the financial and non-financial instruments held by the Company. Therefore, the estimated value of the evaluation model will be appropriately adjusted based on additional parameters, such as model risk or liquidity risk, etc. In accordance with the Company's fair value evaluation model management policies and relevant control procedures, the management believes that in order to properly express the fair value of financial instruments and non-financial instruments in parent company only balance sheets, the evaluation adjustment is appropriate and necessary. The pricing information and inputs used during valuation are carefully assessed and adjusted based on current market conditions.
- F. The Company takes into account credit risk valuation adjustment to measure the fair value of financial and non-financial instruments to reflect credit risk of the counterparty and the Company's credit quality.

4. For 2021 and 2020, there was no transfer between Level 1 and Level 2.

5. The following chart is the movement of Level 3 in 2021 and 2020:

	2021	2020
	<u>Equity instruments</u>	<u>Equity instruments</u>
January 1	\$ 200,815	\$ 137,061
Gains and losses recognized in other comprehensive income	106,760	63,754
December 31	<u>\$ 307,575</u>	<u>\$ 200,815</u>

6. Investment segment is in charge of valuation procedures for fair value measurements being categorized within Level 3, which is to verify independent fair value of financial instruments. Such assessment is to ensure the valuation results are reasonable by applying independent information to make results close to current market conditions, confirming that the resource of information is independent, reliable and in line with other resources and representative of the



exercisable price, frequently calibrating valuation model, performing back-testing, updating inputs used to the valuation model, and making any other necessary adjustments to the fair value. In addition, investment segment sets up valuation policies, valuation processes and rules for measuring fair value of financial instruments to ensure compliance with the related requirements in IFRS.

7. The following is the quantitative information of significant unobservable inputs and sensitivity analysis of changes in significant unobservable inputs to valuation model used in Level 3 fair value measurement:

	Fair value as at December 31, 2021	Valuation technique	Significant unobservable input	Range (weighted average)	Relationship of inputs to fair value
Non-derivative equity instrument: Non-listed stocks	\$ <u>307,370</u>	Net asset value	Discount for lack of marketability	13.00%	The higher the discount for lack of marketability, the lower the fair value
	\$ <u>205</u>	Comparable company method	Discount for lack of marketability	31.00%	The higher the operating income multiple, the higher the fair value; the higher the discount for lack of marketability, the lower the fair value
			Operating income multiple	0.9318	
	Fair value as at December 31, 2020	Valuation technique	Significant unobservable input	Range (weighted average)	Relationship of inputs to fair value
Non-derivative equity instrument: Non-listed stocks	\$ <u>200,603</u>	Net asset value	Discount for lack of marketability	10.00%	The higher the discount for lack of marketability and minority interest discount, the lower the fair value
	\$ <u>212</u>	Comparable company method	Discount for lack of marketability	25.00%	The higher the net value multiple, the higher the fair value; the higher the discount for lack of
			Net value multiple	1.43	

marketability,  
the lower the  
fair value

8. The Company has carefully assessed the valuation models and inputs used to measure fair value. However, use of different valuation models or inputs may result in different measurement. The following is the effect on profit or loss or other comprehensive income from financial assets and liabilities categorized within Level 3 if the inputs used in the valuation models have changed:

		December 31, 2021				
			Recognized in profit or loss		Recognized in other comprehensive income	
			Favourable change	Unfavourable change	Favourable change	Unfavourable change
	Input	Change				
Financial Assets						
Equity instruments	Control discount or marketability discount	±1%	\$ -	\$ -	\$ 3,536	(\$ 3,536)
			December 31, 2020			
			Recognized in profit or loss		Recognized in other comprehensive income	
			Favourable change	Unfavourable change	Favourable change	Unfavourable change
	Input	Change				
Financial Assets						
Equity instruments	Control discount or marketability discount	±1%	\$ -	\$ -	\$ 2,678	(\$ 2,678)

#### (IV) Miscellaneous

The Company has implemented relevant epidemic prevention measures in response to the COVID-19 and the government has taken various epidemic prevention measures. The epidemic did not have a significant impact on the operation and business of the Company in 2021.

### XIII. Disclosures in Notes

#### (I) Significant transactions information

- Loans to others: Please refer to Table 1.
- Provision of endorsements and guarantees to others: Please refer to Table 2.
- Holding of marketable securities at the end of the period (excluding subsidiaries, associates and joint ventures): Please refer to Table 3.
- Acquisition or sale of the same security with the accumulated cost reaching NT\$300 million or 20% of paid-in capital or more: Please refer to Table 4.
- Acquisition of property reaching NT\$300 million or 20% of paid-in capital or more: Please refer to Table 5.
- Disposal of property reaching NT\$300 million or 20% of paid-in capital or more: Please refer to Table 6.
- Purchases or sales of goods from or to related parties reaching NT\$100 million or 20% of

paid-in capital or more: Please refer to Table 7.

8. Receivables from related parties reaching NT\$100 million or 20% of paid-in capital or more:

Please refer to Table 8.

9. Trading in derivative instruments undertaken during the reporting periods: Please refer to Note VI (2).

10. Significant inter-company transactions during the reporting periods: Please refer to Table 9.

(II) Information on investees

Names, locations and other information of investee companies (excluding investees in Mainland China) : Please refer to Table 10.

(III) Information on investments in Mainland China

1. BASIC information: Please refer to Table 11.

2. Material transactions that occurred directly or indirectly through third-region businesses and investee companies that reinvest in the mainland: The Company appointed FOXCONN (FAREAST) LIMITED's Mainland investee to render processing services and to trade. The transactions were eliminated in the consolidated financial statements. For significant transactions of processing services, trading, receivables and payables, endorsements and guarantees or collaterals provided, and financing, please refer to Note XIII (1), 1, 2, 7 and 8.

(IV) Major shareholders' information

Name, number of shares held and shareholding percentage of shareholders who hold more than 5% of the shares Please refer to Table 12.

XIV. Segment Information

Not applicable.

Hon Hai Precision Industry Co., Ltd. and Subsidiaries

Loans to others

December 31, 2021

Expressed in thousands of TWD

(Except as otherwise indicated)

Table 1

No.	Creditor	Borrower	General ledger account	Is a related party	Maximum outstanding balance during the year ended December 31, 2021	Balance at December 31, 2021	Actual amount drawn down	Interest rate (%)	Nature of loan	Amount of transactions with the borrower	Reason for short-term financing	Allowance for doubtful accounts	Collateral		Limit on loans granted to a single party	Ceiling on total loans granted	Footnote
													Item	Value			
0	Hon Hai Precision Industry Co., Ltd.	Hyield Venture Capital Co., Ltd.	Other Receivables	Y	\$ 5,000,000	\$ 5,000,000	\$ -	N/A	2	\$ -	- Business operation	\$ -	None	\$ -	\$ 138,045,731	\$ 552,182,924	Note 1
1	Hyield Venture Capital Co., Ltd.	Juda International Logistics (Taiwan) Co., Ltd.	Other Receivables	Y	60,000	-	-	N/A	2	-	Business operation	-	None	-	2,834,362	11,337,448	Note 2
1	Hyield Venture Capital Co., Ltd.	Linkooh Technology Inc.	Other Receivables	Y	10,000	-	-	N/A	2	-	Business operation	-	None	-	2,834,362	11,337,448	Note 2
1	Hyield Venture Capital Co., Ltd.	Foxnum Technology Co., Ltd.	Other Receivables	Y	267,000	-	-	N/A	2	-	Business operation	-	None	-	2,834,362	11,337,448	Note 2
2	Bon Shin International Investment Co., Ltd.	Altus Technology Inc.	Other Receivables	Y	220,000	220,000	220,000	2.00	2	-	Business operation	-	None	-	2,051,877	8,207,508	Note 2
2	Bon Shin International Investment Co., Ltd.	Breaktime Inc.	Other Receivables	Y	62,500	62,500	62,500	0.90	2	-	Business operation	-	None	-	2,051,877	8,207,508	Note 2
2	Bon Shin International Investment Co., Ltd.	Juda International Logistics (Taiwan) Co., Ltd.	Other Receivables	Y	60,000	-	-	N/A	2	-	Business operation	-	None	-	2,051,877	8,207,508	Note 2
2	Bon Shin International Investment Co., Ltd.	Big Innovation Company Ltd.	Other Receivables	Y	25,000	-	-	N/A	2	-	Business operation	-	None	-	2,051,877	8,207,508	Note 2
3	Premier Image Technology (China) Ltd.	Shenzhen Xunfeng Business Co., Ltd.	Other Receivables	N	976,995	703,187	703,187	3.465	2	-	Business operation	-	None	-	2,415,097	2,415,097	Note 3
4	Foxconn Precision Components (ShenZhen) Co., Ltd.	FuJin Precision Industry (ShenZhen) Co., Ltd.	Other Receivables	Y	836,627	-	-	N/A	2	-	Business operation	-	None	-	3,139,490	6,278,980	Note 3
4	Foxconn Precision Components (ShenZhen) Co., Ltd.	Shenzhen Xunfeng Business Co., Ltd.	Other Receivables	N	140,906	-	-	N/A	2	-	Business operation	-	None	-	156,974	627,898	Note 3

No.	Creditor	Borrower	General ledger account	Is a related party	Maximum outstanding		Actual amount drawn down	Interest rate (%)	Nature of loan	Amount of transactions with the borrower	Reason for short-term financing	Allowance for doubtful accounts	Collateral		Limit on loans granted to a single party	Ceiling on total loans granted	Footnote
					balance during the year ended December 31, 2021	Balance at December 31, 2021							Item	Value			
5	Ur Materials Industry (Shenzhen) Co., Ltd.	Ur Materials Technology (Guangzhou) Co., Ltd.	Other Receivables	Y	\$ 162,922	\$ 108,853	\$ 108,853	3.465	2	\$ -	Business operation	\$ -	None	\$ -	\$ 2,329,337	\$ 4,658,674	Note 3
6	Hongfujin Precision Industry (Shenzhen) Co., Ltd.	Shenzhen Fu Rong Inclusive Finance Co., Ltd.	Other Receivables	Y	2,177,050	2,177,050	2,177,050	4.235	2	-	Business operation	-	None	-	269,045,149	538,090,298	Note 3
6	Hongfujin Precision Industry (Shenzhen) Co., Ltd.	Nanjing Futeng New Energy Automobile Technology Co., Ltd.	Other Receivables	Y	172,291	-	-	N/A	2	-	Business operation	-	None	-	269,045,149	538,090,298	Note 3
6	Hongfujin Precision Industry (Shenzhen) Co., Ltd.	Hon Fu Cheng Precision Electronics (Chengdu) Co., Ltd.	Other Receivables	Y	6,604,950	-	-	N/A	2	-	Business operation	-	None	-	269,045,149	538,090,298	Note 3
6	Hongfujin Precision Industry (Shenzhen) Co., Ltd.	Futaihua Industrial (Shenzhen) Co., Ltd.	Other Receivables	Y	2,613,120	-	-	N/A	2	-	Business operation	-	None	-	269,045,149	538,090,298	Note 3
7	Fuhonyuan (Shenzhen) Environmental Technology Limited	Changchun Chentai Technology Co., Ltd.	Other Receivables	Y	30,823	30,479	30,479	3.00	2	-	Business operation	-	None	-	106,754	106,754	Note 3
7	Fuhonyuan (Shenzhen) Environmental Technology Limited	Changchun Leiguan Environmental Plastic Products Co., Ltd.	Other Receivables	Y	110,083	108,853	108,853	3.00	2	-	Business operation	-	None	-	533,768	1,067,535	Note 3
8	Jusda Supply Chain Management International Co., Ltd.	Shenzhen Fertile Plan International Logistics Co., Ltd.	Other Receivables	Y	3,082,310	-	-	N/A	2	-	Business operation	-	None	-	5,751,197	11,502,395	Note 7
8	Jusda Supply Chain Management International Co., Ltd.	Shandong Anjie Supply Chain Management Co., Ltd.	Other Receivables	N	79,259	-	-	N/A	2	-	Business operation	-	None	-	5,751,197	11,502,395	Note 7
8	Jusda Supply Chain Management International Co., Ltd.	Inner Mongolia Kaopu Supply Chain Management Co., Ltd.	Other Receivables	Y	132,099	-	-	N/A	2	-	Business operation	-	None	-	5,751,197	11,502,395	Note 7
8	Jusda Supply Chain Management International Co., Ltd.	Tianjin Kaopu Information Technology Co., Ltd.	Other Receivables	Y	158,519	-	-	N/A	2	-	Business operation	-	None	-	5,751,197	11,502,395	Note 7
8	Jusda Supply Chain Management International Co., Ltd.	Shanxi Kaopu Logistics Co., Ltd.	Other Receivables	Y	74,856	-	-	N/A	2	-	Business operation	-	None	-	5,751,197	11,502,395	Note 7

No.	Creditor	Borrower	General ledger account	Is a related party	Maximum outstanding		Actual amount drawn down	Interest rate (%)	Nature of loan	Amount of transactions with the borrower	Reason for short-term financing	Allowance for doubtful accounts	Collateral		Limit on loans granted to a single party	Ceiling on total loans granted	Footnote
					balance during the year ended December 31, 2021	Balance at December 31, 2021							Item	Value			
8	Jusda Supply Chain Management International Co., Ltd.	Xinjiang Kaopu Supply Chain Management Co., Ltd.	Other Receivables	Y	\$ 83,663	\$ -	\$ -	N/A	2	\$ -	Business operation	\$ -	None	\$ -	\$ 5,751,197	\$ 11,502,395	Note 7
9	Zhengzhou Jusda Industrial Park Development Co., Ltd.	Shenzhen Fertile Plan International Logistics Co., Ltd.	Other Receivables	Y	290,618	-	-	N/A	2	-	Business operation	-	None	-	655,363	1,310,726	Note 3
10	Jusda International Limited	Jusda Supply Chain Management Corporation	Other Receivables	Y	34,068	-	-	N/A	2	-	Business operation	-	None	-	6,873,161	13,746,321	Note 3
10	Jusda International Limited	Jusda Europe S.R.O.	Other Receivables	Y	99,365	69,200	69,200	0.90	2	-	Business operation	-	None	-	6,873,161	13,746,321	Note 3
10	Jusda International Limited	Jusda Supply Chain Management Mexico, S.De R.L. De C.V	Other Receivables	Y	105,868	77,504	77,504	0.79-0.90	2	-	Business operation	-	None	-	6,873,161	13,746,321	Note 3
11	Jusda Europe S.R.O.	Jusda NL, B.V.	Other Receivables	Y	30,933	28,188	28,188	0.60	2	-	Business operation	-	None	-	245,205	490,410	Note 3
12	Hongzhun Precision Tooling (KunShan) Co., Ltd.	Hongqing Precision Machinery Co., Ltd.	Other Receivables	Y	440,330	-	-	N/A	2	-	Business operation	-	None	-	20,305,136	40,610,273	Note 3
13	Fuding Electronic Technology (Jiashan) Co., Ltd.	Shanghai Foxconn Co., Ltd.	Other Receivables	Y	4,623,465	4,571,805	4,571,805	2.500-3.000	2	-	Business operation	-	None	-	32,224,387	64,448,774	Note 3
13	Fuding Electronic Technology (Jiashan) Co., Ltd.	Beijing Hengyu New Energy Auto Rental Co., Ltd.	Other Receivables	Y	154,996	153,264	153,264	4.00	2	-	Business operation	-	None	-	1,611,219	6,444,877	Note 3
13	Fuding Electronic Technology (Jiashan) Co., Ltd.	Hon Fu Cheng Precision Electronics (Chengdu) Co., Ltd.	Other Receivables	Y	2,201,650	-	-	N/A	2	-	Business operation	-	None	-	32,224,387	64,448,774	Note 3
14	Hongfujin Precision Electronics (Yantai) Co., Ltd.	Yantai Fuhuada Precision Electronics Co., Ltd.	Other Receivables	Y	4,702,193	-	-	N/A	2	-	Business operation	-	None	-	87,985,853	175,971,706	Note 3
14	Hongfujin Precision Electronics (Yantai) Co., Ltd.	Foxconn Precision Electronics (Yan Tai) Co., Ltd.	Other Receivables	Y	2,811,190	-	-	N/A	2	-	Business operation	-	None	-	87,985,853	175,971,706	Note 3
14	Hongfujin Precision Electronics (Yantai) Co., Ltd.	Hongfujin Precision Electronics (Chengdu) Co., Ltd.	Other Receivables	Y	2,201,650	-	-	N/A	2	-	Business operation	-	None	-	87,985,853	175,971,706	Note 3

No.	Creditor	Borrower	General ledger account	Is a related party	Maximum outstanding		Actual amount drawn down	Interest rate (%)	Nature of loan	Amount of transactions with the borrower	Reason for short-term financing	Allowance for doubtful accounts	Collateral		Limit on loans granted to a single party	Ceiling on total loans granted	Footnote
					balance during the year ended December 31, 2021	Balance at December 31, 2021							Item	Value			
14	Hongfujin Precision Electronics (Yantai) Co., Ltd.	Shandong Chengshang Energy Co., Ltd.	Other Receivables	Y	\$ 261,708	\$ 152,394	\$ 152,394	3.00	2	\$ -	Business operation	\$ -	None	\$ -	\$ 87,985,853	\$ 175,971,706	Note 3
14	Hongfujin Precision Electronics (Yantai) Co., Ltd.	Dongyi PV Technology Co., Ltd.	Other Receivables	Y	436,180	348,328	348,328	3.00	2	-	Business operation	-	None	-	87,985,853	175,971,706	Note 3
14	Hongfujin Precision Electronics (Yantai) Co., Ltd.	Fuguikang Precision Electrons (Guizhou) Co., Ltd.	Other Receivables	Y	1,003,214	1,001,443	1,001,443	3.08	2	-	Business operation	-	None	-	87,985,853	175,971,706	Note 3
15	Hongfujin Precision Electronics (Zhengzhou) Co., Ltd.	Fu Yang Soleros Technology (Nanayang) Co., Ltd.	Other Receivables	Y	2,069,551	1,981,116	1,981,116	3.465	2	-	Business operation	-	None	-	276,085,015	552,170,029	Note 3
15	Hongfujin Precision Electronics (Zhengzhou) Co., Ltd.	First Special Material (Henan) Limited	Other Receivables	Y	132,099	130,623	130,623	3.465	2	-	Business operation	-	None	-	276,085,015	552,170,029	Note 3
15	Hongfujin Precision Electronics (Zhengzhou) Co., Ltd.	Dongyi PV Technology Co., Ltd.	Other Receivables	Y	440,330	-	-	N/A	2	-	Business operation	-	None	-	276,085,015	552,170,029	Note 3
15	Hongfujin Precision Electronics (Zhengzhou) Co., Ltd.	Inner Mongolia Xin Jing Photovoltaic Technology Co., Ltd.	Other Receivables	Y	656,092	-	-	N/A	2	-	Business operation	-	None	-	276,085,015	552,170,029	Note 3
15	Hongfujin Precision Electronics (Zhengzhou) Co., Ltd.	Shandong Chengshang Energy Co., Ltd.	Other Receivables	Y	396,297	-	-	N/A	2	-	Business operation	-	None	-	276,085,015	552,170,029	Note 3
15	Hongfujin Precision Electronics (Zhengzhou) Co., Ltd.	Lankao Yufu Precision Technology Co., Ltd.	Other Receivables	Y	2,201,650	2,177,050	2,177,050	3.465	2	-	Business operation	-	None	-	276,085,015	552,170,029	Note 3
16	Foconn Precision Electronics (Taiyuan) Co., Ltd.	WWW (JinCheng) Co., Ltd.	Other Receivables	Y	998,900	-	-	N/A	2	-	Business operation	-	None	-	94,661,528	189,323,055	Note 3
17	FuJin Precision Industrial (JinCheng) Co., Ltd.	Hon Fu Cheng Precision Electronics (Chengdu) Co., Ltd.	Other Receivables	Y	4,403,300	-	-	N/A	2	-	Business operation	-	None	-	65,687,485	131,374,970	Note 3
17	FuJin Precision Industrial (JinCheng) Co., Ltd.	Hongfujin Precision Electronics (Chenghu) Co., Ltd.	Other Receivables	Y	4,361,800	4,354,100	4,354,100	2.80	2	-	Business operation	-	None	-	65,687,485	131,374,970	Note 3

No.	Creditor	Borrower	General ledger account	Is a related party	Maximum outstanding	Balance at	Actual amount drawn down	Interest rate (%)	Nature of loan	Amount of transactions with the borrower	Reason for short-term financing	Allowance for doubtful accounts	Collateral		Limit on loans granted to a single party	Ceiling on total loans granted	Footnote
					balance during the year ended December 31, 2021	December 31, 2021							Item	Value			
17	FuJin Precision Industrial (JinCheng) Co., Ltd.	Inner Mongolia Xin Jing Photovoltaic Technology Co., Ltd.	Other Receivables	Y	\$ 630,678	\$ 587,804	\$ 587,804	3.00	2	\$ -	Business operation	\$ -	None	\$ -	\$ 65,687,485	\$ 131,374,970	Note 3
17	FuJin Precision Industrial (JinCheng) Co., Ltd.	WWW (JinCheng) Co., Ltd.	Other Receivables	Y	1,984,619	-	-	N/A	2	-	Business operation	-	None	-	65,687,485	131,374,970	Note 3
18	Guizhou Funayuanchuang Technology Co., Ltd.	Tianjin Funayuanchuang Technology Co., Ltd.	Other Receivables	Y	57,243	-	-	N/A	2	-	Debt repayment	-	None	-	1,326,355	2,652,711	Note 3
19	Foxconn (Far East) Limited	Foxconn Singapore Pte.Lte.	Other Receivables	Y	2,516,400	-	-	N/A	2	-	Business operation	-	None	-	2,719,216,611	5,438,433,221	Note 3
19	Foxconn (Far East) Limited	Big Innovation Holdings Limited	Other Receivables	Y	278,932	6,228	6,228	0.00	2	-	Business operation	-	None	-	2,719,216,611	5,438,433,221	Note 3
19	Foxconn (Far East) Limited	PCE Paragon Solutions KFT.	Other Receivables	Y	2,014,924	-	-	N/A	2	-	Business operation	-	None	-	2,719,216,611	5,438,433,221	Note 3
19	Foxconn (Far East) Limited	Fukang Technology Company Limited	Other Receivables	Y	11,348,800	11,348,800	11,348,800	0.00	2	-	Business operation	-	None	-	2,719,216,611	5,438,433,221	Note 3
20	Smart Technologies Inc.	Smart Technologies ULC.	Other Receivables	Y	5,596,999	5,348,115	5,348,115	0-5.000	2	-	Business operation	-	None	-	276,091,462	552,182,924	Note 3
21	Smart Technologies Corp.	Smart Technologies ULC.	Other Receivables	Y	577,935	560,520	560,520	0.12	2	-	Business operation	-	None	-	276,091,462	552,182,924	Note 3
22	Smart Technologies ULC.	Smart Technologies (China) Co., Ltd.	Other Receivables	Y	56,362	55,732	10,573	1.00	2	-	Business operation	-	None	-	276,091,462	552,182,924	Note 3
23	PCE Paragon Solutions KFT.	Foxconn Europe Digital Solutions S.R.O.	Other Receivables	Y	39,956	38,752	38,752	0.9505	2	-	Business operation	-	None	-	68,322,751	136,645,502	Note 3
24	Fuyu Electronic Technology (Huaian) Co., Ltd.	Fumeng Electronical Technology (Heze) Co., Ltd.	Other Receivables	Y	176,132	174,164	174,164	3.915	2	-	Business operation	-	None	-	2,325,124	4,650,247	Note 4
25	Shunsin Technology (Samoa) Corporation Limited	Shunsin Technology Holdings Limited	Other Receivables	Y	704,528	415,163	415,163	0.00	2	-	Business operation	-	None	-	3,925,252	3,925,252	Note 5
26	FIH Precision Component (Beijing) Co., Ltd.	FIH (Tianjin) Precision Industry Co., Ltd.	Other Receivables	Y	3,794,766	3,788,067	3,788,067	3.465	2	-	Business operation	-	None	-	23,925,733	47,851,466	Note 6



No.	Creditor	Borrower	General ledger account	Is a related party	Maximum outstanding			Interest rate (%)	Nature of loan	Amount of transactions with the borrower	Reason for short-term financing	Allowance for doubtful accounts	Collateral		Limit on loans granted to a single party	Ceiling on total loans granted	Footnote
					balance during the year ended December 31, 2021	Balance at December 31, 2021	Actual amount drawn down						Item	Value			
26	FIH Precision Component (Beijing) Co., Ltd.	TNS Mobile (Beijing) Co., Ltd.	Other Receivables	Y	\$ 1,409,056	\$ 1,393,312	\$ 1,393,312	3.465	2	\$ -	Business operation	\$ -	None	\$ -	\$ 23,925,733	\$ 47,851,466	Note 6
27	FIH Precision Electronics (Lang Fang) Co., Ltd.	Shenzhen Fu Tai Hong Precision Industry Co., Ltd.	Other Receivables	Y	2,177,050	2,177,050	2,177,050	3.465	2	-	Business operation	-	None	-	31,483,284	62,966,568	Note 6
27	FIH Precision Electronics (Lang Fang) Co., Ltd.	Shenzhen Mobile Drive Technology Co., Ltd.	Other Receivables	Y	13,210	-	-	N/A	2	-	Business operation	-	None	-	31,483,284	62,966,568	Note 6
27	FIH Precision Electronics (Lang Fang) Co., Ltd.	Hengyang Futaihong Precision Industry Co., Ltd.	Other Receivables	Y	440,330	-	-	N/A	2	-	Business operation	-	None	-	31,483,284	62,966,568	Note 6
28	FIH Mobile Limited	Fushan Technology (Vietnam) Limited Liability Company	Other Receivables	Y	856,200	553,600	553,600	0.00	2	-	Business operation	-	None	-	5,975,116	23,900,463	Note 6
28	FIH Mobile Limited	Chief Expertise Limited	Other Receivables	Y	3,132,539	3,038,146	3,038,146	0.00	2	-	Business operation	-	None	-	5,975,116	23,900,463	Note 6
28	FIH Mobile Limited	TNS Limited	Other Receivables	Y	2,927,276	2,839,068	2,839,068	0.00	2	-	Business operation	-	None	-	5,975,116	23,900,463	Note 6
28	FIH Mobile Limited	Wonderful Stars Pte. Ltd.	Other Receivables	Y	1,112,400	1,107,200	1,107,200	0.00	2	-	Business operation	-	None	-	5,975,116	23,900,463	Note 6
29	Hongfujin Precision Industry (Wuhan) Co., Ltd.	Futaihua Precision Industry (Weihai) Co., Ltd.	Other Receivables	Y	654,270	653,115	217,705	3.465	2	-	Business operation	-	None	-	44,406,227	88,812,454	Note 3
29	Hongfujin Precision Industry (Wuhan) Co., Ltd.	Fuguikang Precision Electrons (Guizhou) Co., Ltd.	Other Receivables	Y	1,100,825	-	-	N/A	2	-	Business operation	-	None	-	44,406,227	88,812,454	Note 3
30	Shenzhen Yuzhan Precision Technology Co., Ltd.	Shenzhen Fulian Fugui Precision Industry Co., Ltd.	Other Receivables	Y	8,272,790	8,272,790	8,272,790	3.420-3.465	2	-	Business operation	-	None	-	104,415,869	208,831,737	Note 8 9
30	Shenzhen Yuzhan Precision Technology Co., Ltd.	Fulian Technology (Wuhan) Co., Ltd.	Other Receivables	Y	1,761,320	-	-	N/A	2	-	Business operation	-	None	-	104,415,869	208,831,737	Note 8 9
31	Futaihua Precision Electronics (Zhengzhou) Co., Ltd.	Fulian Technology (Hebi) Co., Ltd.	Other Receivables	Y	1,761,320	1,741,640	1,741,640	3.465	2	-	Business operation	-	None	-	104,415,869	208,831,737	Note 8 9
31	Futaihua Precision Electronics (Zhengzhou) Co., Ltd.	Shenzhen Fulian Fugui Precision Industry Co., Ltd.	Other Receivables	Y	11,008,250	6,095,740	6,095,740	3.465	2	-	Business operation	-	None	-	104,415,869	208,831,737	Note 8 9

No.	Creditor	Borrower	General ledger account	Is a related party	Maximum outstanding		Actual amount drawn down	Interest rate (%)	Nature of loan	Amount of transactions with the borrower	Reason for short-term financing	Allowance for doubtful accounts	Collateral		Limit on loans granted to a single party	Ceiling on total loans granted	Footnote
					balance during the year ended December 31, 2021	Balance at December 31, 2021							Item	Value			
31	Futaihua Precision Electronics (Zhengzhou) Co., Ltd.	Hongfujin Precision Electronics (Tianjin) Co., Ltd.	Other Receivables	Y	\$ 3,082,310	\$ 3,047,870	\$ 3,047,870	3.465	2	\$ -	Business operation	\$ -	None	\$ -	\$ 104,415,869	\$ 208,831,737	Note 8
32	HeNan YuZhan Technology Limited	Fulian Technology (Lankao) Co., Ltd.	Other Receivables	Y	2,201,650	2,177,050	870,820	3.465	2	-	Business operation	-	None	-	104,415,869	208,831,737	Note 8 9
33	Fulian Technology (Jiyuan) Co., Ltd.	Shenzhen Fulian Fugui Precision Industry Co., Ltd.	Other Receivables	Y	5,724,290	5,660,330	5,660,330	3.465	2	-	Business operation	-	None	-	104,415,869	208,831,737	Note 8 9
33	Fulian Technology (Jiyuan) Co., Ltd.	Fulian Technology (Wuhan) Co., Ltd.	Other Receivables	Y	1,320,990	-	-	N/A	2	-	Business operation	-	None	-	104,415,869	208,831,737	Note 8 9
34	IPL International Limited	Focus PC Enterprises Limited	Other Receivables	Y	12,148,600	12,096,160	12,096,160	0.00	2	-	Business operation	-	None	-	104,415,869	208,831,737	Note 8
34	IPL International Limited	Cloud Network Technology Kft.	Other Receivables	Y	19,071,520	19,071,520	19,071,520	0.72-0.98	2	-	Business operation	-	None	-	104,415,869	208,831,737	Note 8
34	IPL International Limited	Cloud Network Technology Singapore Pte. Ltd.	Other Receivables	Y	29,525,600	18,877,760	18,877,760	0.00	2	-	Business operation	-	None	-	104,415,869	208,831,737	Note 8
34	IPL International Limited	Foxconn Technology CZ S.R.O.	Other Receivables	Y	2,906,400	2,906,400	2,906,400	0.00	2	-	Business operation	-	None	-	104,415,869	208,831,737	Note 8
34	IPL International Limited	Foxconn CZ S.R.O.	Other Receivables	Y	4,138,300	4,013,600	4,013,600	0.00	2	-	Business operation	-	None	-	104,415,869	208,831,737	Note 8
35	Foxconn CZ S.R.O.	SafeDx S.R.O.	Other Receivables	Y	38,250	35,548	35,548	0.60	2	-	Business operation	-	None	-	104,415,869	208,831,737	Note 8
35	Foxconn CZ S.R.O.	Foxconn Technology CZ S.R.O.	Other Receivables	Y	1,141,600	-	-	N/A	2	-	Business operation	-	None	-	104,415,869	208,831,737	Note 8
36	Cloud Network Technology Kft.	FII USA Inc.	Other Receivables	Y	7,438,620	6,144,960	6,144,960	0.74-0.98	2	-	Business operation	-	None	-	104,415,869	208,831,737	Note 8
37	Hongfujin Precision Electronics (Tianjin) Co., Ltd.	Fuhong Cloud Computing (Tianjin) Co., Ltd.	Other Receivables	Y	10,449,840	10,449,840	10,449,840	3.420-3.465	2	-	Business operation	-	None	-	104,415,869	208,831,737	Note 8
37	Hongfujin Precision Electronics (Tianjin) Co., Ltd.	LangFang YuZhan Technology Limited	Other Receivables	Y	66,050	-	-	N/A	2	-	Business operation	-	None	-	104,415,869	208,831,737	Note 8

No.	Creditor	Borrower	General ledger account	Is a related party	Maximum outstanding		Actual amount drawn down	Interest rate (%)	Nature of loan	Amount of transactions with the borrower	Reason for short-term financing	Allowance for doubtful accounts	Collateral		Limit on loans granted to a single party	Ceiling on total loans granted	Footnote
					balance during the year ended December 31, 2021	Balance at December 31, 2021							Item	Value			
38	Jinchen Hongren Technology Co., Ltd.	Fulian Technology (Wuhan) Co., Ltd.	Other Receivables	Y	\$ 440,330	\$ -	\$ -	N/A	2	\$ -	Business operation	\$ -	None	\$ -	\$ 104,415,869	\$ 208,831,737	Note 8
39	Sharp Jusda Logistics Corporation	Sharp Jusda Logistics Operation (Thailand) Co., Ltd.	Other Receivables	Y	5,921	-	-	N/A	2	-	Business operation	-	None	-	92,311	369,243	Note 3
40	Fenix Industria de Eletronicos Ltda.	Foxconn MOEBG Industria De Eletronicos Ltda.	Other Receivables	Y	298,116	298,116	298,116	0.00	2	-	Business operation	-	None	-	1,502,620	3,005,241	Note 3
41	FIH Co., Ltd.	Mobile Drive Technology Co., Ltd.	Other Receivables	Y	80,000	-	-	N/A	2	-	Business operation	-	None	-	167,663	670,652	Note 6
42	Foxconn Singapore Pte Ltd.	Fukang Technology Company Limited	Other Receivables	Y	2,283,200	-	-	N/A	2	-	Purchase of land	-	None	-	63,801,010	127,602,020	Note 3
42	Foxconn Singapore Pte Ltd.	Competition Team Technology (Vietnam) Company Limited	Other Receivables	Y	2,516,400	-	-	N/A	2	-	Business operation	-	None	-	63,801,010	127,602,020	Note 3
43	Foxconn Brasil Industria e Comercio Ltda.	Foxconn MOEBG Indústria De Eletrônicos Ltda.	Other Receivables	Y	2,981,160	2,981,160	2,981,160	0.00	2	-	Business operation	-	None	-	16,494,908	32,989,816	Note 3
44	Shunyun Technology Holdings Limited	Shun Yun Technology (Hanoi Vietnam) Limited	Other Receivables	Y	97,860	96,880	96,880	0.50	2	-	Business operation	-	None	-	1,241,950	2,483,900	Note 5
45	Shenzhen Fulian Fugui Precision Industry Co., Ltd.	Fuhuake Precision Industry (Shenzhen) Limited	Other Receivables	Y	130,854	130,623	130,623	3.465	2	-	Business operation	-	None	-	1,684,379	6,737,514	Note 8
46	AFE Inc..	Achemartek Inc.	Other Receivables	Y	193,760	193,760	142,552	2.89	2	-	Business operation	-	None	-	5,265,971	10,531,942	Note 3
47	Nanning Fugui Precision Industrial Co., Ltd.	Shenzhen Fulian Fugui Precision Industry Co., Ltd.	Other Receivables	Y	4,361,800	4,354,100	4,354,100	3.465	2	-	Business operation	-	None	-	104,415,869	208,831,737	Note 8
48	Shenzhen Fertile Plan international Logistics Co., Ltd.	Guangxi Yuchi Zhilian Technology Co., Ltd.	Other Receivables	Y	134,977	134,977	134,977	6.00	2	-	Business operation	-	None	-	8,069,932	16,139,864	Note 3
48	Shenzhen Fertile Plan international Logistics Co., Ltd.	Guangxi Dynamic Power technology development Co., Ltd.	Other Receivables	Y	218,090	217,705	217,705	6.00	2	-	Business operation	-	None	-	8,069,932	16,139,864	Note 3

No.	Creditor	Borrower	General ledger account	Is a related party	Maximum outstanding	Balance at	Actual amount drawn down	Interest rate (%)	Nature of loan	Amount of transactions with the borrower	Reason for short-term financing	Allowance for doubtful accounts	Collateral		Limit on loans granted to a single party	Ceiling on total loans granted	Footnote
					balance during the year ended December 31, 2021	December 31, 2021							Item	Value			
49	Fu Ding Precision Component (Shenzhen) Co., Ltd.	Sound Solutions (Zhejiang) International Co., Ltd.	Other Receivables	Y	\$ 1,374,372	\$ 1,374,372	\$ 1,374,372	3.915	2	\$ -	Business operation	\$ -	None	\$ -	\$ 2,276,817	\$ 4,553,633	Note 4
49	Fu Ding Precision Component (Shenzhen) Co., Ltd.	SSI Precision Equipment (Zhejiang) Co., Ltd.	Other Receivables	Y	174,164	174,164	174,164	3.915	2	-	Business operation	-	None	-	2,276,817	4,553,633	Note 4
50	eCMMS S.A. De C.V.	PCE Paragon Solutions (Mexico) S.A. de C.V.	Other Receivables	Y	678,160	678,160	678,160	1.83	2	-	Business operation	-	None	-	2,256,556	4,513,112	Note 3

Note 1: The ceiling on total loans granted by the Company to all parties is 40% of the net assets value of the Company; the ceiling on single loan granted by the Company to all parties is 10% of the net assets value of Company.

The Company granted loans to Hyield Venture Capital Co., Ltd. and Bon Shin International Investment Co., Ltd. with a shared limit no more than \$5 billion. Since there is no company that the Company has granted loans to, Hyield Venture Capital Co., Ltd. acts as the representative of the borrower to disclose. When the Company actually grants loans to, the actual amount of loans will be disclosed.

Note 2: The ceiling on total loans granted by a domestic subsidiary to all parties is 40% of the net assets value of lender; the ceiling on single loan granted by a domestic subsidiary to all parties is 10% of the net assets value of lender.

Note 3: The policy for loans granted mutually between overseas subsidiaries of which the Company directly or indirectly holds 100% of their voting shares is as follows: ceiling on total loans granted by an overseas subsidiary to all overseas subsidiaries is 400% of the net assets value of lender; limit on loans granted by an overseas subsidiary to a single overseas subsidiary is 200% of the net assets value of lender.

lender; limit on loans to a single party is 40% of the net assets value of lender.

Note 4: The policy for loans granted by Foxconn Interconnect Technology Limited is as follows: ceiling on total loans to all parties is 40% of the net assets value of Foxconn Interconnect Technology Limited; limit on loans to a single party is 10% of the net assets value of Foxconn Interconnect Technology Limited.

The policy for loans granted by overseas subsidiaries of which Foxconn Interconnect Technology Limited directly or indirectly holds 100% of their voting shares is as follows: ceiling on total loans granted by overseas subsidiaries is 40% of the net assets value of Foxconn Interconnect Technology Limited; limit on loans granted by an overseas subsidiary to a single party is 20% of the net assets value of Foxconn Interconnect Technology Limited.

Note 5: The policy for loans granted by Shunsin Technology Holdings Limited is as follows: ceiling on total loans to all parties is 40% of the net assets value of Shunsin Technology Holdings Limited; limit on loans to a single party is 10% of the net assets value of Shunsin Technology Holdings Limited.

The policy for loans granted by overseas subsidiaries of which Shunsin Technology Holdings Limited directly or indirectly holds 100% of their voting shares is as follows: ceiling on total loans granted by overseas subsidiaries is 400% of the net assets value of lender; limit on loans granted by an subsidiary to a single party is 200% of the net assets value of lender. The policy for loans granted by overseas subsidiaries of which Shunsin Technology Holdings Limited directly or indirectly holds 100% of their voting shares to Shunsin Technology Holdings Limited is as follows: ceiling on total loans granted by overseas subsidiaries is 400% of the net assets value of lender.

Note 6: The policy for loans granted by FII Mobile Limited and its subsidiaries is as follows: ceiling on total loans to all parties is 40% of the net assets value of FII Mobile Limited; limit on loans to a single party is 10% of the net assets value of FII Mobile Limited.

The policy for loans granted by overseas subsidiaries of which FII Mobile Limited directly or indirectly holds 100% of their voting shares is as follows: ceiling on total loans granted by overseas subsidiaries is 400% of the net assets value of lender; limit on loans granted by an subsidiary to a single party is 200% of the net assets value of lender.

Note 7: The policy for loans granted by Jusda Supply Chain Management International Co., Ltd. is as follows: ceiling on total loans to all parties is 60% of the net assets value of lender; limit on loans to a single party is 30% of the net assets value of lender.

Note 8: The policy for loans granted by overseas subsidiaries (outside Taiwan) of which Foxconn Industrial Internet Co., Ltd. (FII) directly or indirectly holds 100% of their voting shares is as follows: ceiling on total loans granted by overseas subsidiaries is 40% of the net assets value of FII; limit on loans granted by a subsidiary to a single party is 20% of the net assets value of FII.

The policy for loans granted by subsidiaries of FII loan to FII is as follows: ceiling on total loans granted by overseas subsidiaries is 40% of the net assets value of lender; limit on loans granted by an overseas subsidiary to a single party is 40% of the net assets value of lender.

The policy for loans granted by the subsidiaries of FII to subsidiaries of which FII directly or indirectly holds more than 50% of their voting shares or subsidiaries of which lender directly or indirectly holds more than 50% of their voting shares is as follows: ceiling on total loans granted by overseas subsidiaries is 40% of the net assets value of lender; limit on loans granted by an overseas subsidiary to a single party is 10% of the net assets value of lender.

Note 9: Wuhan Yuzhan Precision Technology Co., Ltd. was renamed Fulian Technology (Wuhan) Co., Ltd. in September 2021; Lankao Yuzhan Intelligent Manufacturing Technology Co., Ltd. was renamed Fulian Technology (Lankao) Co., Ltd. in September 2021.

Jinchen Hongren Technology Co. Ltd. was renamed Jinchen Hongren Technology Co., Ltd. in October 2021; Shenzhen Fugui Precision Industrial Co., Ltd. was renamed Shenzhen Fulian Fugui Precision Industry Co., Ltd. in November 2021.

Hebi Yuzhan Precision Technology Co., Ltd. was renamed Fulian Technology (Hebi) Co., Ltd. in November 2021; Futaihua Precision Electronic (Jiyuan) Co., Ltd. was renamed Fulian Technology (Jiyuan) Co., Ltd. in November 2021.

Note 10: The net assets referred to above are based on the latest audited financial statements.

Hon Hai Precision Industry Co., Ltd. and Subsidiaries  
Provision of endorsements and guarantees to others  
December 31, 2021

Expressed in thousands of TWD  
(Except as otherwise indicated)

Table 2

No.	Endorser/ guarantor	Party being endorsed/guaranteed		Limit on endorsements/ guarantees provided for a single party	Maximum outstanding endorsement/ guarantee amount as of December 31, 2021	Outstanding endorsement/ guarantee amount at December 31, 2021	Actual amount drawn down	Amount of endorsements/ guarantees secured with collateral	Ratio of accumulated endorsement/ guarantee amount to net asset value of the endorser/ guarantor company (%)	Ceiling on total amount of endorsements/ guarantees provided	Provision of endorsements/ guarantees by parent company to subsidiary	Provision of endorsements/ guarantees by subsidiary to parent company	Provision of endorsements/ guarantees to the party in Mainland China	Footnote
		Company name	Relationship with the endorser/ guarantor											
0	Hon Hai Precision Industry Co., Ltd.	AFE Inc.	Note 2	\$ 690,228,655	\$ 31,358,325	\$ 30,413,400	\$ 30,413,400	\$ -	2.20	\$ 1,380,457,310	Y	N	N	Note 4 9
0	Hon Hai Precision Industry Co., Ltd.	Foxconn (Far East) Limited	Note 2	690,228,655	114,160,000	110,720,000	55,204,600	-	8.02	1,380,457,310	Y	N	N	Note 4 9
0	Hon Hai Precision Industry Co., Ltd.	Foxconn Slovakia, Społ. S.R.O.	Note 2	690,228,655	5,155,500	4,698,000	4,698,000	-	0.34	1,380,457,310	Y	N	N	Note 4 9
0	Hon Hai Precision Industry Co., Ltd.	Competition Team Technologies Limited	Note 2	690,228,655	37,250,400	27,680,000	27,680,000	-	2.01	1,380,457,310	Y	N	N	Note 4 9
0	Hon Hai Precision Industry Co., Ltd.	Falcon Precision Trading Limited	Note 2	690,228,655	8,366,270	-	-	-	0.00	1,380,457,310	Y	N	N	Note 4 9
0	Hon Hai Precision Industry Co., Ltd.	Fuyu Real Estate (Shanghai) Co., Ltd.	Note 2	690,228,655	499,450	484,400	484,400	-	0.04	1,380,457,310	Y	N	Y	Note 4 9
1	Hongfujin Precision Electronics (Zhenzhou) Co., Ltd.	Lankao YuFu Precision Technology Co., Ltd.	Note 3	138,042,507	6,622,381	5,579,879	5,579,879	-	0.40	138,042,507	N	N	Y	Note 5 9
2	Jusda International Limited	Jusda Europe S.R.O.	Note 2	3,436,580	358,318	326,521	326,521	-	0.02	3,436,580	N	N	N	Note 6 9
3	Smart Technologies Inc.	Smart Technologies ULC	Note 2	276,091,462	1,284,300	1,245,600	1,107,200	-	0.09	690,228,655	N	N	N	Note 6 9
4	Shanghai Topone Logistics Co., Ltd.	Xi'an Topone Logistics Co., Ltd.	Note 2	702,694	17,747	1,885	1,885	-	0.00	702,694	N	N	Y	Note 6 9
4	Shanghai Topone Logistics Co., Ltd.	Guangzhou Wangliu Logistics Co., Ltd.	Note 2	702,694	14,725	2,825	2,825	-	0.00	702,694	N	N	Y	Note 6 9
4	Shanghai Topone Logistics Co., Ltd.	Wuhan Topone Logistics Co., Ltd.	Note 2	702,694	7,707	2,032	2,032	-	0.00	702,694	N	N	Y	Note 6 9
4	Shanghai Topone Logistics Co., Ltd.	Shandong Wangliu Logistics Co., Ltd.	Note 2	702,694	3,193	607	607	-	0.00	702,694	N	N	Y	Note 6 9
4	Shanghai Topone Logistics Co., Ltd.	Chengdu Yipu Logistics Co., Ltd.	Note 2	702,694	2,876	758	758	-	0.00	702,694	N	N	Y	Note 6 9
5	PCE Paragon Solutions KFT.	Cloud Network Technology Kft.	Note 2	34,161,375	71,121	-	-	-	0.00	34,161,375	N	N	N	Note 9
6	Hongfujin Precision Electronics (Chengdu) Co., Ltd.	Hon Fu Cheng Precision Electronics (Chengdu) Co., Ltd.	Note 2	69,992,615	55,041	-	-	-	0.00	69,992,615	N	N	Y	Note 5 9

Hon Hai Precision Industry Co., Ltd. and Subsidiaries  
Provision of endorsements and guarantees to others  
December 31, 2021

Table 2

Expressed in thousands of TWD  
(Except as otherwise indicated)

No.	Endorser/ guarantor	Party being endorsed/guaranteed		Limit on endorsements/ guarantees provided for a single party	Maximum outstanding endorsement/ guarantee amount as of December 31, 2021	Outstanding endorsement/ guarantee amount at December 31, 2021	Actual amount drawn down	Amount of endorsements/ guarantees secured with collateral	Ratio of accumulated endorsement/ guarantee amount to net asset value of the endorser/ guarantor company (%)	Ceiling on total amount of endorsements/ guarantees provided	Provision of endorsements/ guarantees by parent company to subsidiary	Provision of endorsements/ guarantees by subsidiary to parent company	Provision of endorsements/ guarantees to the party in Mainland China	Footnote
		Relationship with the endorser/ guarantor	Company name											
6	Hongfujin Precision Electronics (Chengdu) Co., Ltd.	Shanghai Fujingtong Business Factoring Limited	Note 3	\$ 69,992,615	\$ 3,925,620	\$ 3,918,690	\$ -	\$ -	0.28	\$ 69,992,615	N	N	Y	Note 5 9
7	ShunSin Technology (Zhongshan) Limited	ShunYun Technology (Zhongshan) Limited	Note 1	9,487,580	52,840	52,249	52,249	52,249	0.82	9,487,580	N	N	Y	Note 6 9
8	Foxconn Industrial Internet Co., Ltd.	Cloud Network Technology Singapore Pte. Ltd.	Note 2	260,425,131	86,180,000	85,808,000	16,608,000	-	6.22	520,850,262	N	N	N	Note 6 9
9	FIH Mobile Limited	FIH (Hong Kong) Limited	Note 2	59,751,157	8,517,000	5,093,120	-	-	0.37	59,751,157	N	N	N	Note 7 9
10	FIH Mexico Industry S.A. de C.V.	FIH (Hong Kong) Limited	Note 3	3,317,578	2,197,580	1,882,240	-	1,882,240	0.14	6,635,157	N	N	N	Note 7 9
11	S&B Industry, Inc.	FIH (Hong Kong) Limited	Note 3	2,376,749	699,000	692,000	-	692,000	0.05	4,753,498	N	N	N	Note 7 9
12	Great Promote Limited	FIH (Hong Kong) Limited	Note 3	2,434,795	279,600	276,800	-	276,800	0.02	4,869,589	N	N	N	Note 7 9
13	Extra High Enterprises Limited	FIH (Hong Kong) Limited	Note 3	816,025	363,480	359,840	-	359,840	0.03	1,632,049	N	N	N	Note 7 9
14	Foxconn (Far East) Limited	Competition Team Ireland Ltd.	Note 3	1,359,608,305	3,615,300	-	-	-	0.00	1,359,608,305	N	N	N	Note 8 9
14	Foxconn (Far East) Limited	Foxconn EV Technology Inc.	Note 3	1,359,608,305	5,560,000	5,536,000	5,536,000	-	0.40	1,359,608,305	N	N	N	Note 8 9
14	Foxconn (Far East) Limited	Foxconn Slovakia, Spol. S.R.O.	Note 3	1,359,608,305	8,388,000	8,304,000	-	-	0.60	1,359,608,305	N	N	N	Note 8 9
15	Guangxi Yuchi Zhilian Technology Co., Ltd.	Guangxi MRT Logistics Co., Ltd.	Note 2	1,443,631	218,090	217,705	217,705	-	0.02	1,443,631	N	N	Y	Note 6 9
15	Guangxi Yuchi Zhilian Technology Co., Ltd.	Jiangsu Yuchi Zhilian Logistics Co., Ltd.	Note 2	1,443,631	43,618	43,541	21,771	-	0.00	1,443,631	N	N	Y	Note 6 9
15	Guangxi Yuchi Zhilian Technology Co., Ltd.	Yulin Yuchai Warehousing Service Co., Ltd.	Note 2	1,443,631	152,663	152,394	119,740	-	0.01	1,443,631	N	N	Y	Note 6 9
15	Guangxi Yuchi Zhilian Technology Co., Ltd.	Guangxi Dynamic Power Technology Development Co., Ltd.	Note 2	1,443,631	305,326	304,787	304,765	-	0.02	1,443,631	N	N	Y	Note 6 9

Hon Hai Precision Industry Co., Ltd. and Subsidiaries  
Provision of endorsements and guarantees to others  
December 31, 2021

Table 2

Expressed in thousands of TWD  
(Except as otherwise indicated)

No.	Endorser/ guarantor	Company name	Party being endorsed/guaranteed Relationship with the endorser/ guarantor	Limit on endorsements/ guarantees provided for a single party	Maximum outstanding endorsement/ guarantee amount as of December 31, 2021	Outstanding endorsement/ guarantee amount at December 31, 2021	Actual amount drawn down	Amount of endorsements/ guarantees secured with collateral	Ratio of accumulated endorsement/ guarantee amount to net asset value of the endorser/ guarantor company (%)	Ceiling on total amount of endorsements/ guarantees provided	Provision of endorsements/ guarantees by parent company to subsidiary	Provision of endorsements/ guarantees by subsidiary to parent company	Provision of endorsements/ guarantees to the party in Mainland China	Footnote
16	Shunshin Technology Holdings Limited	Shunyun Technology Holdings Limited	Note 2	\$ 6,338,966	\$ 1,668,000	\$ 1,660,800	\$ 1,107,200	\$ -	26.20	\$ 6,338,966	N	N	N	Note 6 9

Note 1: Having business relationship.

Note 2: The endorser/guarantor parent company owns directly and indirectly more than 50% voting shares of the endorsed/guaranteed company.

Note 3: The endorser/guarantor parent company owns directly and indirectly more than 90% voting shares of the endorsed/guaranteed company.

Note 5: The total endorsements and guarantees of overseas subsidiaries of which the Company directly or indirectly holds 100% of their voting shares to others should not be in excess of 100% the endorser/guarantor's net assets, and for a single party should not be in excess of 100% of the endorser/guarantor's net assets.

The total endorsements and guarantees of Jusda Supply Chain Management International Co., Ltd. to others should not be in excess of its net assets, and for a single party should not be in excess of its net assets.

The total endorsements and guarantees of Shunshin Technology Holdings Limited to others should not be in excess of its net assets, and for a single party should not be in excess 50% of its net assets.

Note 7: FIH Mobile Limited and its 100% subsidiaries, FIH (Hong Kong) Limited, FIH Mexico Industry S.A. de C.V., S&B Industry, Inc., Great Promote Limited, Eliteday Enterprises Limited, Extra High Enterprises Limited, and FIH Co., Ltd. mutually endorse their bank debts and share the limit.

Among them, the ceiling on the total amount of endorsements/ guarantees provided by FIH Mobile Limited is 100% of its own net asset value, and the ceiling of a single party is 100% of its own net asset value.

The ceiling on the total amount of endorsements/ guarantees provided by FIH Mexico Industry S.A. de C.V., FIH (Hong Kong) Limited, S&B Industry, Inc., Great Promote Limited, Eliteday Enterprises Limited, Extra High Enterprises Limited, and FIH Co., Ltd. is 200% of its own net asset value, and the ceiling of a single party is 100% of its own net asset value.

The above table separately discloses the portion of the endorsement/guarantees provided by FIH Mobile Limited and its subsidiaries in respect of bank debts that have drawn down and are attributable to the respective subsidiaries as a result of the shared limit. The remaining shared limit is included in FIH Mobile Limited's. The net asset value of the endorser/guarantor is used to calculate the limit. Since no company has incurred bank debts, FIH (Hong Kong) Limited acts as the representative of the guarantor. When a company actually incurs bank debts, the actual amount of debts will be disclosed.

The limit on endorsements/guarantees is calculated as follows:

Company name	Limit on endorsements/guarantees provided for a single party	Ceiling on total amount of endorsements/guarantees provided
FIH Mobile Limited	59,751,157	59,751,157
FIH Mexico Industry S.A. de C.V.	3,317,578	6,635,156
S&B Industry, Inc.	2,376,749	4,753,498
Great Promote Limited	2,434,795	4,869,590
Eliteday Enterprises Limited	15,584	31,168
Extra High Enterprises Limited	816,024	1,632,048
FIH Co., Ltd.	1,676,631	3,353,262
FIH (Hong Kong) Limited	-	-

Note 8: Foxconn (Far East) Limited endorse the bank debts for Foxconn Singapore Pte. Ltd., Foxconn Slovakia, Spol. S.R.O., Competition Team Ireland Ltd., and eCMMS Precision Singapore Pte.Ltd. The ceiling on the total amount of endorsements/ guarantees USD 3 billion. Since there is no company has incurred bank debts, Foxconn Slovakia, Spol. S.R.O. acts as the representative of the guarantee to disclose.

When the company actually incurs bank debts, the actual amount of debts will be disclosed.

Note 9: The net assets referred to above are based on the latest audited financial statements.

Hon Hai Precision Industry Co., Ltd. and Subsidiaries  
Holding of marketable securities (not including subsidiaries, associates and joint ventures)  
December 31, 2021

Table 3

Expressed in thousands of TWD  
(Except as otherwise indicated)

Securities held by	Marketable securities (Note 1)	Relationship with the securities issuer	General ledger account (Note 2)	As of December 31, 2021				
				Number of shares (in thousand shares or thousand units)	Book value	Ownership (%)	Fair value	Footnote
Hon Hai Precision Industry Co., Ltd.	Common Stock of Innolux Co., Ltd.	Other related party	(1)	147,965	\$ 2,900,121	1	\$ 2,900,121	
	Common Stock of Shieh Yong Investment Co., Ltd.	None	(1)	24,368	307,370	2	307,370	
	Common Stock of Usun Technology Co., Ltd.	None	(1)	5,180	168,868	8	168,868	
	Others (Note 3)	None	(1)	-	85,349	-	85,349	
Bon Shin International Investment Co., Ltd. and subsidiaries	Common Stock of Simplo Technology Co., Ltd.	None	(1)	7,730	2,539,452	4	2,539,452	
	Common Stock of UVAT Technology Co., Ltd.	None	(1)	4,003	237,757	10	237,757	
	Common Stock of AES Holding Co., Ltd.	None	(1)	266	486,238	-	486,238	
	Others (Note 3)	None	(1)(2)	-	78,890	-	78,890	
Hon Yuan International Investment Co., Ltd.	Common Stock of Usun Technology Co., Ltd.	None	(1)	784	25,558	1	25,558	
	Others (Note 3)	None	(1)	-	240	-	240	
Lin Yih International Investment Co., Ltd. and subsidiaries	Common Stock of Waltop International Corporation	None	(1)	4	240	-	240	
	Others (Note 3)	None	(1)	-	2,112	-	2,112	
Hyield Venture Capital Co., Ltd. and subsidiaries	Common Stock of Innolux Co., Ltd.	Other related party	(1)	176,311	3,455,700	2	3,455,700	
	Common Stock of Simplo Technology Co., Ltd.	None	(1)	8,215	2,698,517	4	2,698,517	
	Common Stock of Taiwan Mobile Co., Ltd.	None	(1)	31,974	3,197,425	1	3,197,425	
	Common Stock of Usun Technology Co., Ltd.	None	(1)	3,836	125,054	6	125,054	
	Common Stock of Tai Tung Communication Co., Ltd.	None	(1)	4,304	85,426	3	85,426	
	Common Stock of Gigasolar Material Corporation	None	(1)	8,000	1,430,960	11	1,430,960	
	Peferred Stock of Nextdrive Holdings Co., Ltd.	None	(1)	384	65,855	2	65,855	
	Common Stock of AES Holding Co., Ltd.	None	(1)	283	516,696	-	516,696	
	Yonglin Life Technology Fund I, L. P.	None	(2)	-	178,009	-	178,009	
	Others (Note 3)	None	(1)(2)	-	722,488	-	722,488	
Hongqi Venture Capital Co., Ltd. and subsidiaries	Common Stock of Waltop International Corporation	None	(1)	4	240	-	240	
Foxconn (Far East) Limited and subsidiaries	Common Stock of Digital Currency Group, Inc.	None	(1)	9	860,806	1	860,806	
	Common Stock of Cloudminds Technologies Co., Ltd.	None	(1)	-	312,784	1	312,784	
	Common Stock of Galaxy Digital Holdings Ltd.	None	(1)	4,537	2,240,068	4	2,240,068	
	Berkeley Lights, LLC	None	(1)	270	135,886	-	135,886	
	Nano-X Imaging Ltd.	None	(1)	313	125,771	1	125,771	
	Common Stock of HMD Global Oy	None	(1)	-	4,697,296	-	4,697,296	



		As of December 31, 2021							
Securities held by	Marketable securities (Note 1)	Relationship with the securities issuer	General ledger account (Note 2)	Number of shares	Book value	Ownership		Fair value	Footnote
				(in thousand shares or thousand units)		(%)			
Foxconn (Far East) Limited and subsidiaries	IDG China Capital Fund III L.P.	None	(2)	-	\$ 4,063,962	11	\$	4,063,962	
	Hopu-Arm Innovation Fund, L.P.	None	(2)	-	492,041	3		492,041	
	Dongguan U-Bond Material Technology Co., Ltd.	None	(1)	2,750	131,444	4		131,444	
	Common Stock of ZAP Medical System, Ltd.	None	(1)	26,787	146,169	11		146,169	
	Preferred Stock of Megvii AI Technology	None	(1)	22,758	1,369,881	2		1,369,881	
	Preferred Stock of Keyssa, Inc.	None	(1)	-	-	-		-	
	Molekule Inc.	None	(1)	-	27,680	-		27,680	
	Preferred Stock of Moran Cognitive Technology (Cayman) Limited	None	(1)	16,993	16,377	12		16,377	
	Preferred Stock of Viu International Limited	None	(1)	3,000	668,583	5		668,583	
	Common Stock of SK Holding Co., Ltd.	None	(1)	2,450	13,617,453	3		13,617,453	
	Skycus China Fund, L.P.	None	(2)	-	1,969,364	-		1,969,364	
	Softbank Vision Fund L.P.	None	(2)	-	21,372,060	-		21,372,060	
	Common Stock of Best Educational Organization	None	(2)	10,811	108,353	-		108,353	
	Common Stock of Vizio Holding Corporation	None	(1)	4,409	2,371,327	4		2,371,327	
	Visionaire Ventures Fund II, L.P.	None	(2)	-	449,015	-		449,015	
	Didi Global Inc.	None	(1)	3,136	2,501,686	-		2,501,686	
	Beijing-based Pensees Technology Co., Ltd.	None	(1)	771	42,144	4		42,144	
	Common Stock of Henan Ancai Hi-Tech Co., Ltd.	None	(1)	147,013	4,339,929	17		4,339,929	
	Common Stock of Shenzhen Yuto Packaging Technology Co., Ltd.	None	(1)	21,344	3,131,002	2		3,131,002	
	Contemporary Amperex Technology Co., Limited	None	(1)	16,100	41,218,306	1		41,218,306	
	Asia-IO Holdings Limited	None	(1)	-	412,432	-		412,432	
	China Unicom Smart Connection Technology Co., Ltd.	None	(1)	6,800	195,844	3		195,844	
	Artificial Intelligent Speech Co., Ltd.	None	(1)	644	217,705	1		217,705	
	Preferred Stock of Figure Technologies Inc.	None	(1)	2,403	165,655	1		165,655	
	Common Stock of Ningbo Radi-Cool Advanced Energy Technologies Co., Ltd.	None	(1)	458	53,709	3		53,709	
	Jinan Fujie industrial investment fund partnership (limited partnership)	None	(2)	-	147,774	-		147,774	
	Plume Design, Inc.	None	(1)	6,006	619,341	1		619,341	
	Preferred Stock of Nuwa Robotics Corporation	None	(1)	-	110,721	-		110,721	
	Airspan Network Inc.	None	(1)	114	11,941	-		11,941	
	Livingstone Fund L.P.	None	(2)	-	214,847	-		214,847	
	China Harmony New Energy Auto Holding Ltd.	None	(2)	128,734	2,252,134	8		2,252,134	
	Suzhou Xindalu Precision Technology Co. Ltd.	None	(1)	-	118,468	-		118,468	
	Pegasus Holdings Limited	None	(2)	4,275	118,332	1		118,332	
	IDG Breyer Capital Fund L.P.	None	(2)	-	8,783,601	-		8,783,601	
	Wise Road Industry Investment Fund I, L.P.	None	(2)	-	246,515	-		246,515	
	Dagang Nexchange Berhad	None	(1)	120,000	605,355	4		605,355	

		As of December 31, 2021							
Securities held by	Marketable securities (Note 1)	Relationship with the securities issuer	General ledger account (Note 2)	Number of shares		Ownership (%)	Fair value	Footnote	
				(in thousand shares or thousand units)	Book value				
Foxconn (Far East) Limited and subsidiaries	Peffered Stock of Witriciti Corporation	None	(1)	419	\$ 177,326	- \$	177,326		
	Alternative Fuel Technologies, Inc.	None	(1)	-	97,143	-	97,143		
	Guangdong Hongfu Xinghe Company	None	(2)	-	130,622	-	130,622		
	Autotalks Ltd.	None	(2)	-	276,800	-	276,800		
	Agile Robots AG	None	(1)	-	124,566	-	124,566		
	Lansus Technologies Inc.	None	(2)	-	113,973	-	113,973		
	Class A Common Stock of Lordstown Motors Corp.	None	(1)	7,248	692,171	4	692,171		
	Peffered Stock of Nextdrive Holdings Co., Ltd.	None	(1)	667	107,724	4	107,724		
	TransLink Capital Partners IV, L.P.	None	(1)	-	96,880	-	96,880		
	Finance Trust Peng Yun Tian Hua Collection Fund Trust	None	(3)	-	9,143,610	-	9,143,610		
	Others (Note 3)	None	(1)(2)	-	8,706,925	-	8,706,925		
	Foxconn Holding Limited and subsidiaries	500 Startups III, L.P.	None	(2)	-	342,255	-	342,255	
		S.A.S. Dragon Holdings Ltd.	None	(1)	124,000	2,288,122	-	2,288,122	
		Airspan Networks Inc.	None	(1)	1,170	122,717	2	122,717	
Prefer Stock of Cloudminds Technologies Co., Ltd.		None	(1)	6,206	573,186	2	573,186		
Globant S.A. (GLOB)		None	(1)	45	392,613	-	392,613		
GVFX1 L.P.		None	(2)	-	272,935	-	272,935		
Sinovation Fund III, L.P.		None	(2)	-	1,708,754	-	1,708,754		
Innovation Works Development Fund. L.P.		None	(2)	-	949,726	-	949,726		
Peffered Stock of Innovation Works Limited		None	(1)	2,600	130,187	5	130,187		
Peffered Stock of Inuitive Ltd.		None	(1)	1,233	164,875	3	164,875		
Peffered Stock of Kinova, Inc.		None	(1)	1,264	55,730	2	55,730		
Peffered Stock of Keyssa, Inc.		None	(1)	1,826	-	2	-		
Nautilus Venture Partners Fund I, L.P.		None	(2)	-	840,601	-	840,601		
Playground Global, LLC		None	(2)	-	138,978	-	138,978		
Playground Ventures II, L.P.		None	(2)	-	5,451,675	-	5,451,675		
Playground Ventures, L.P.		None	(2)	-	3,583,946	-	3,583,946		
Riverwood Capital Partners L.P.		None	(2)	-	225,926	-	225,926		
Silverlink Capital, L.P.		None	(2)	-	2,790,379	-	2,790,379		
Sinovation Fund IV, L.P.		None	(2)	-	1,339,261	-	1,339,261		
Softbank Vision Fund L.P.		None	(2)	-	21,372,060	-	21,372,060		
TJ 2015 Fund L.P.	None	(2)	-	819,627	-	819,627			
Translink Capital Partners II, L.P.	None	(2)	-	325,728	-	325,728			
Translink Capital Partners III, L.P.	None	(2)	-	489,927	-	489,927			
Translink Capital Partners IV, L.P.	None	(2)	-	3,896	184,113	-	184,113		
CELESTA CAPITAL II-A, L.P.	None	(2)	-	2,229,820	-	2,229,820			

		As of December 31, 2021						
Securities held by	Marketable securities (Note 1)	Relationship with the securities issuer	General ledger account (Note 2)	Number of shares		Ownership		Footnote
				(in thousand shares or thousand units)	Book value	(%)	Fair value	
Foxconn Holding Limited and subsidiaries	CELESTA CAPITAL III, L.P.	None	(2)	-	\$ 1,166,704	-	\$ 1,166,704	
	Devialet SA	None	(1)	41	275,889	-	275,889	
	Peferred Stock of Nuwa Robotics Corp.	None	(1)	350	59,543	8	59,543	
	Common Stock of Sofbank Robotics Group Corp.	None	(1)	6,618	108,811	8	108,811	
	Ai Fund, L.P.	None	(2)	20,000	134,934	-	134,934	
	Msd Special Investments Fund(cayman), L.P.	None	(2)	-	125,748	-	125,748	
	Sinovation Disrupt Fund, L.P.	None	(2)	-	199,813	-	199,813	
	Marvell Technology, Inc.	None	(2)	57	136,965	-	136,965	
	FG Venture, L.P.	None	(2)	-	106,739	-	106,739	
	Walden Catalyst Ventures, L.P.	None	(2)	-	100,118	-	100,118	
	Others (Note 3)	None	(1)(2)	-	278,145	-	278,145	
Margini Holdings Limited-B.V.I. and subsidiaries	IDG Breyer Capital Fund L.P.	None	(2)	-	216,470	-	216,470	
Foxconn Singapore Pte. Ltd.	Others (Note 3)	None	(1)(2)	-	75,135	-	75,135	

Note 2: Code of general ledger accounts: (1) Financial asset measured at fair value through other comprehensive income (2) Financial assets at fair value through profit or loss (3) Financial asset measured at amortised cost

Note 3: Due to the amount is insignificant, combined disclosure is adopted.

Hon Hai Precision Industry Co., Ltd. and Subsidiaries  
Acquisition or sale of the same security with the accumulated cost reaching NT \$300 million or 20% of paid-in capital or more  
For the year ended December 31, 2021

Table 4

														Expressed in thousands (Except as otherwise indicated)		
Investor	Marketable securities	General ledger account	Counterparty (Note 5)	Relationship with the investor (Note 5)	Transaction currency	Balance as at January 1, 2021		Addition		Disposal				Balance as at December 31, 2021		
						Number of shares (in thousand shares)	Amount	Number of shares (in thousand shares)	Amount	Number of shares (in thousand shares)	Selling price	Book value	Gain (loss) on disposal	Number of shares (in thousand shares)	Amount	
Hon Hai Precision Industry Co., Ltd.	Foxconn Holding Limited	Note 1	Foxconn Holding Ltd.	Note 6	USD	1,521,952	\$ 1,521,952	48,560	\$ 48,560	-	\$ -	-	\$ -	-	1,570,512	\$ 1,570,512
	Foxconn Singapore Pte. Ltd.	Note 1	Foxconn Singapore Pte. Ltd.	Note 6	USD	403,838	403,838	48,000	48,000	-	-	-	-	-	451,838	451,838
	Hon Young Semiconductor Corporation	Note 1	Hon Young Semiconductor Corporation	Note 6	TWD	-	-	317,000	3,170,000	-	-	-	-	-	317,000	3,170,000
	Lin Yih International Investment Co., Ltd.	Note 1	Lin Yih International Investment Co., Ltd.	Note 6	TWD	261,900	904,411	165,000	1,650,000	-	-	-	-	-	426,900	2,554,411
Hyield Venture Capital Co., Ltd.	Giga Solar Material Corporation	Note 2	-	-	TWD	-	-	8,000	995,200	-	-	-	-	-	8,000	1,430,960
	Microelectronics Technology Inc.	Note 2	-	-	TWD	7,616	253,978	-	-	7,616	447,465	447,465	-	-	-	-
Foxconn (Far East) Limited and subsidiaries	Cybertan Technology Corporation	Note 1	Szitic (H.K.) Commercial Property Company Limited	None	RMB	226,553	1,611,185	-	-	34,312	-	339,178	113,000	-	192,241	1,518,741
	IDG Breyer Capital Fund L.P.	Note 3	-	-	USD	-	190,589	-	233,064	-	-	-	-	-	-	325,147
	Softbank Vision Fund L.P.	Note 3	-	-	USD	-	834,418	-	48,559	-	-	-	-	-	-	772,112
	Tianjin Aiqi Honghai Haihe Smart Travel Equity Investment Fund Partnership	Note 2	-	-	RMB	-	1,174,845	-	420,000	-	-	-	-	-	-	1,568,590
	Class A Common Stock of Lordstown Motors Corp.	Note 2	-	-	USD	-	-	7,248	50,000	-	-	-	-	-	7,248	25,006
	Nanoplus Ltd.	Note 2	-	-	TWD	12,974	185,993	-	-	12,974	318,581	318,581	-	-	-	-

Investor	Marketable securities	General ledger account	Counterparty (Note 5)	Relationship with the investor (Note 5)	Transaction currency	Balance as at January 1, 2021		Addition		Disposal				Balance as at December 31, 2021		
						Number of shares (in thousand shares)	Amount	Number of shares (in thousand shares)	Amount	Number of shares (in thousand shares)	Selling price	Book value	Gain (loss) on disposal	Number of shares (in thousand shares)	Amount	
Foxconn (Far East) Limited and subsidiaries	Guangxi MRT Logistics Co., Ltd.	Note 1	Henan Strategic Enterprise Management Consulting Partnership (Limited Partnership)	None	RMB	-	\$ -	96,000	\$ 400,000	-	\$ -	\$ -	\$ -	-	96,000	\$ 400,000
	Guangxi MRT Logistics Co., Ltd.	Note 1	Henan Guanqi Enterprise Management Consulting Partnership (Limited Partnership)	None	RMB	-	-	72,000	300,000	-	-	-	-	-	72,000	300,000
	Guangxi MRT Logistics Co., Ltd.	Note 1	Henan Push Construction Enterprise Management Consulting Partnership (Limited Partnership)	None	RMB	-	-	72,000	300,000	-	-	-	-	-	72,000	300,000
	AutoCore Intelligence Technology (Nanjing) Co., Ltd.	Note 1	AutoCore Intelligence Technology (Nanjing) Co., Ltd.	None	RMB	-	-	2,329	100,000	-	-	-	-	-	2,329	100,000
	Shengfeng (Guangzhou) Industrial Investment Partnership (Limited Partnership)	Note 1	Shengfeng (Guangzhou) Industrial Investment Partnership (Limited Partnership)	None	RMB	-	-	-	1,720,000	-	-	-	-	-	-	1,720,000
Foxconn Holding and subsidiaries	Finance Trust Peng Yun Tian Hua Collection Fund Trust	Note 4	-	-	RMB	-	2,600,000	-	-	-	623,900	500,000	123,900	-	-	2,100,000
	Sinovation Fund IV L.P.	Note 3	-	-	USD	-	25,022	-	19,000	-	-	-	-	-	-	48,384
	Softbank Vision Fund L.P.	Note 3	-	-	USD	-	834,418	-	48,559	-	-	-	-	-	-	772,112
	Berkeley Lights, LLC (BLI)	Note 2	-	-	USD	-	-	270	12,100	-	-	-	-	-	270	4,909
	Playground Ventures II, L.P.	Note 3	-	-	USD	-	101,312	-	20,600	-	-	-	-	-	-	33,939
Silverlink Capital, L.P.	Note 3	-	-	USD	-	162,923	-	13,333	-	-	-	-	-	-	100,808	
Foxconn Singapore Pte. Ltd.	Dagang Nexchange Berhad	Note 2	-	-	MYR	-	-	120,000	108,000	-	-	-	-	-	120,000	21,870

Investor	Marketable securities	General ledger account	Counterparty (Note 5)	Relationship with the investor (Note 5)	Transaction currency	Balance as at January 1, 2021		Addition		Disposal			Balance as at December 31, 2021		
						Number of shares (in thousand shares)	Amount	Number of shares (in thousand shares)	Amount	Number of shares (in thousand shares)	Selling price	Book value	Gain (loss) on disposal	Number of shares (in thousand shares)	Amount
PCE Paragon Solutions Kft.	Convertible debenture of Nanthealth, Inc.	Note 3	-	-	USD	-	\$ 30,966	-	\$ -	-	\$ 30,733	\$ 30,000	\$ -	-	\$ -

Note 1: Code of general ledger account is "investments accounted for under equity method".

Note 2: Code of general ledger account is "financial assets at fair value through other comprehensive income".

Note 3: Code of general ledger account is "financial assets at fair value through profit or loss".

Note 4: Code of general ledger account is "financial assets at amortized cost". The disposal gain and loss is from interest income.

Note 5: Fill in the columns the counterparty and relationship if securities are accounted for under the equity method; otherwise leaves the columns blank.

Note 6: The counterparty is a subsidiary of the Company.

Hon Hai Precision Industry Co., Ltd. and Subsidiaries  
Acquisition of real estate reaching NT\$300 million or 20% of paid-in capital or more  
For the year ended December 31, 2021

Table 5

Expressed in thousands of TWD  
(Except as otherwise indicated)

Real estate acquired by	Real estate	Date of the event	Transaction currency	Transaction amount (in thousands)	Status of payment	Counterparty	Relationship	Information on prior transaction if the counterparty is a related party				Basis or reference used in setting the price	Purpose of acquisition and utilization	Other commitments
								Owner	Relationship with the issuer	Date of transfer	Amount			
FH USA Inc.	Plants and data centers	March 18, 2021	USD	\$ 77,629	Paid in full	AFE, Inc.	Sister company	Not applicable	Not applicable	Not applicable	Not applicable	Book Value	Utilization of the	None
Hon Hai Precision Industry Co., Ltd.	Plants	August 5, 2021	NTD	819,998	Paid 90%	Macronix International Co., Ltd.	Not applicable	Not applicable	Not applicable	Not applicable	Not applicable	By reference to the appraisal report	Requirements for the growth and development of the	None
Foxconn EV Technology Inc.	Land and plants	October1, 2021	USD	78,850	Paid down payment	Lordstown EV Corporation	None	Not applicable	Not applicable	Not applicable	Not applicable	Based on market price	New business development	Note

Note: The total transaction amount is USD 230 million (including machinery and equipment of USD 151,150 thousand). The down payment of USD 200 million is paid in installments in November 2021, February 2022 and April 2022, and the final payment of USD 30 million is paid upon the completion of transaction.

Hon Hai Precision Industry Co., Ltd. and Subsidiaries  
 Disposal of real estate reaching NT\$300 million or 20% of paid-in capital or more  
 For the year ended December 31, 2021

Table 6

Expressed in thousands of TWD  
 (Except as otherwise indicated)

Disposed of by	Real estate	Date of the event	Date of acquisition	Transaction currency	Book value ( in thousands)	Transaction amount ( in thousands)	Status of collection	Gain (loss) on disposal ( in thousands)	Counterparty	Relationship	Purpose of disposal	Basis or reference used in setting the price	Other commitments
AFE, Inc.	Plants and data centers	March 18, 2021	Not applicable (Note)	USD	\$ 77,307	\$ 77,629	Received in full	\$ 321,970	FII USA Inc.	Sister company	Utilization of the	Book Value	None
Foxconn Asset Management LLC.	Lnad	December 17, 2021	May 1, 2000	USD	10,750	62,250	Received in full	51,500	Hines Acquisitions LLC	None	Dispose of idle assets	Based on market price	None

Note: The plants and data centers were constructed by AFE, Inc. in 2019.



Hon Hai Precision Industry Co., Ltd. and Subsidiaries  
Purchases or sales of goods from or to related parties reaching NT\$100 million or 20% of paid-in capital or more  
For the year ended December 31, 2021

Expressed in thousands of TWD  
(Except as otherwise indicated)

Table 7

Purchaser/seller	Counterparty	Relationship with the counterparty	Transaction		Differences in transaction terms compared to third party transactions		Notes/accounts receivable (payable)		Footnote		
			Purchases (sales)	Amount	Credit term	Unit price	Credit term	Balance		Percentage of total notes/accounts receivable (payable)	
											Percentage of total purchases (sales)
Hon Hai Precision Industry Co., Ltd.	Foxconn (Far East) Limited and subsidiaries	Subsidiary	Sales	\$ 18,106,559	-	Payment term 45-90 days	Note 1	Note 1	\$ 138,683,562	20	Note 2
Hon Hai Precision Industry Co., Ltd.	eCMMS Precision Singapore Pte. Ltd.	Subsidiary	Sales	13,943,247	-	Net 120 days	Note 1	Note 1	10,113,641	1	Note 2
Hon Hai Precision Industry Co., Ltd.	Sharp Corporation	Affiliate	Sales	7,497,757	-	Payment term 60 days	Note 1	Note 1	332,912	-	
Hon Hai Precision Industry Co., Ltd.	Ningbo Innolux Optoelectronics Ltd.	Other related party	Sales	2,184,740	-	Net 90 days	Note 1	Note 1	634,249	-	
Hon Hai Precision Industry Co., Ltd.	Ningbo Innolux Display Ltd.	Other related party	Sales	2,176,575	-	Net 90 days	Note 1	Note 1	711,185	-	
Hon Hai Precision Industry Co., Ltd.	Innolux Corporation	Other related party	Sales	1,814,539	-	Net 90 days	Note 1	Note 1	635,897	-	
Hon Hai Precision Industry Co., Ltd.	Foxconn Japan Co., Ltd.	Subsidiary	Sales	1,056,999	-	Net 90 days	Note 1	Note 1	232,600	-	
Hon Hai Precision Industry Co., Ltd.	Goldtek Technology Co., Ltd.	Affiliate	Sales	1,014,636	-	Payment term 90 days	Note 1	Note 1	434,861	-	Note 2
Hon Hai Precision Industry Co., Ltd.	Foxconn European Manufacturing Services S.R.O.	Subsidiary	Sales	953,051	-	Payment term 45 days	Note 1	Note 1	-	-	Note 2
Hon Hai Precision Industry Co., Ltd.	Cheng Uei Precision Industry Co., Ltd.	Other related party	Sales	926,567	-	Net 60 days	Note 1	Note 1	110,838	-	
Hon Hai Precision Industry Co., Ltd.	Interface Optoelectronics (Wuxi) Co., Ltd.	Affiliate	Sales	645,316	-	90 days after validation	Note 1	Note 1	234,601	-	
Hon Hai Precision Industry Co., Ltd.	Nanjing Sharp Electronics Co., Ltd.	Affiliate	Sales	385,801	-	Payment term 90 days	Note 1	Note 1	108,864	-	Note 2
Hon Hai Precision Industry Co., Ltd.	Sharp Hong Kong Limited	Affiliate	Sales	297,180	-	Payment term 45 days	Note 1	Note 1	50,467	-	Note 2
Hon Hai Precision Industry Co., Ltd.	Sharp Manufacturing Corporation (Malaysia) Sdn. Bhd.	Affiliate	Sales	261,179	-	Payment term 60-90 days	Note 1	Note 1	67,977	-	Note 2
Hon Hai Precision Industry Co., Ltd.	Suntain Co., Ltd.	Affiliate	Sales	217,560	-	Net 30 days	Note 1	Note 1	-	-	
Hon Hai Precision Industry Co., Ltd.	Foshan Innolux Optoelectronics Ltd.	Other related party	Sales	147,629	-	Net 90 days	Note 1	Note 1	27,403	-	
Hon Hai Precision Industry Co., Ltd.	Nanjing Innolux Optoelectronics Ltd.	Other related party	Sales	109,457	-	Net 90 days	Note 1	Note 1	7,471	-	
Hon Hai Precision Industry Co., Ltd.	Ennoconn (Suzhou) Technology Co., Ltd.	Affiliate	Sales	105,574	-	Payment term 90 days	Note 1	Note 1	10,849	-	Note 2
Hon Hai Precision Industry Co., Ltd.	Foxconn Singapore Pte. Ltd.	Subsidiary	Purchases	1,329,813,330	37	Net 30 days	Note 1	Note 1	( 542,861,747)	( 47)	Note 2
Hon Hai Precision Industry Co., Ltd.	Falcon Precision Trading Pte. Ltd.	Subsidiary	Purchases	687,328,973	19	Net 60 days	Note 1	Note 1	( 248,985,107)	( 21)	Note 2
Hon Hai Precision Industry Co., Ltd.	Foxconn Image & Printing Product Pte. Ltd.-Singapore	Subsidiary	Purchases	431,212,398	12	Net 60 days	Note 1	Note 1	( 174,623,005)	( 15)	Note 2

Purchaser/seller	Counterparty	Relationship with the counterparty	Transaction		Differences in transaction terms compared to third party transactions				Notes/accounts receivable (payable)		Footnote
			Purchases (sales)	Amount	Percentage of total purchases		Unit price	Credit term	Balance	Percentage of total notes/accounts receivable (payable)	
					(sales)	Credit term					
Hon Hai Precision Industry Co., Ltd.	Fast Victor Limited	Subsidiary	Purchases	\$ 316,557,959	9	Net 30 days	Note 1	Note 1	(\$ 58,911,906)	(5)	Note 2
Hon Hai Precision Industry Co., Ltd.	Foxconn (Far East) Limited and subsidiaries	Subsidiary	Purchases	299,211,199	8	Payment term 30-90 days	Note 1	Note 1	( 53,757,370)	(5)	Note 2
Hon Hai Precision Industry Co., Ltd.	Foxconn Global Services Division S.R.O.	Subsidiary	Purchases	50,969,861	1	Payment term 90 days	Note 1	Note 1	( 11,714,355)	(1)	Note 2
Hon Hai Precision Industry Co., Ltd.	Sharp Corporation	Affiliate	Purchases	2,860,250	-	Net 30 days	Note 1	Note 1	( 220,698)	-	
Hon Hai Precision Industry Co., Ltd.	Innolux Corporation	Other related party	Purchases	2,064,418	-	Payment term 90 days	Note 1	Note 1	( 474,904)	-	
Hon Hai Precision Industry Co., Ltd.	eCMMS Precision Singapore Pte. Ltd.	Subsidiary	Purchases	1,742,681	-	Net 30 days	Note 1	Note 1	( 320,998)	-	
Hon Hai Precision Industry Co., Ltd.	Nanjing Sharp Electronics Co., Ltd.	Affiliate	Purchases	1,352,110	-	Net 30 days	Note 1	Note 1	( 150,619)	-	
Hon Hai Precision Industry Co., Ltd.	Cheng Uei Precision Industry Co., Ltd.	Other related party	Purchases	1,042,395	-	Payment term 60 days	Note 1	Note 1	( 504,020)	-	
Hon Hai Precision Industry Co., Ltd.	Sharp Manufacturing Corporation (Malaysia) Sdn. Bhd.	Affiliate	Purchases	742,931	-	Net 30 days	Note 1	Note 1	( 80,049)	-	
Hon Hai Precision Industry Co., Ltd.	Foxconn Technology Pte. Ltd.	Affiliate	Purchases	721,165	-	Payment term 90 days	Note 1	Note 1	( 318,484)	-	
Hon Hai Precision Industry Co., Ltd.	Pan-International Industrial Corp.	Affiliate	Purchases	659,095	-	Payment term 90 days	Note 1	Note 1	( 114,881)	-	
Hon Hai Precision Industry Co., Ltd.	Sharp Hong Kong Limited	Affiliate	Purchases	196,466	-	Payment term 45-90 days	Note 1	Note 1	( 44,605)	-	
Hon Hai Precision Industry Co., Ltd.	General Interface Solution Limited	Affiliate	Purchases	142,544	-	60 days after validation	Note 1	Note 1	( 9,969)	-	
Hon Hai Precision Industry Co., Ltd.	Foxconn Technology Co., Ltd.	Affiliate	Purchases	100,285	-	Payment term 60 days	Note 1	Note 1	( 29,249)	-	
Hon Hai Precision Industry Co., Ltd.	Fast Victor Limited	Subsidiary	Processing and molding costs	20,767,215	69	-	Note 1	Note 1	( 5,807,979)	(64)	
Hon Hai Precision Industry Co., Ltd.	Hongfujin Precision Electronics (Chengdu) Co., Ltd.	Subsidiary	Processing and molding costs	7,993,113	26	-	Note 1	Note 1	( 2,980,316)	(33)	
Hon Hai Precision Industry Co., Ltd.	Foxconn (Far East) Limited and subsidiaries	Subsidiary	Processing and molding costs	1,010,206	3	-	Note 1	Note 1	( 233,803)	(3)	
Hon Hai Precision Industry Co., Ltd.	Sharp North Malaysia Sdn. Bhd.	Affiliate	Processing and molding costs	213,181	1	-	Note 1	Note 1	( 31,534)	-	
Hon Hai Precision Industry Co., Ltd.	Nanjing Sharp Electronics Co., Ltd.	Affiliate	Processing and molding costs	133,391	-	-	Note 1	Note 1	( 8,695)	-	

Purchaser/seller	Counterparty	Relationship with the counterparty	Transaction		Differences in transaction terms compared to third party transactions				Notes/accounts receivable (payable)		Footnote
			Purchases (sales)	Amount	Percentage of total purchases		Unit price	Credit term	Balance	Percentage of total notes/accounts receivable (payable)	
					(sales)	Credit term					
Shunsin Technology (Zhong Shan) Limited	Shunsin Technology Holdings Limited	Subsidiary	Sales	\$ 720,741	35	Payment term 45 days	Note 1	Note 1	\$ 284,584	70	
Shunsin Technology (Zhong Shan) Limited	Triple Win Technology (Shenzhen) Co., Ltd.	Subsidiary	Sales	800,747	39	Payment term 45 days	Note 1	Note 1	2,033	1	
Shunsin Technology (Zhong Shan) Limited	Shunyun Technology (Zhongshan) Limited	Subsidiary	Sales	171,697	8	Payment term 60 days	Note 1	Note 1	62,765	15	
ShangHai Futaitong International Logistics Co., Ltd.	FuXiang Precision Industrial (KunShan) Co., Ltd.	Subsidiary	Sales	107,645	9	Payment term 30 days	Note 1	Note 1	38,955	15	
ShangHai Futaitong International Logistics Co., Ltd.	Jusda Supply Chain Management International Co., Ltd.	Subsidiary	Sales	130,002	10	Net 30 days	Note 1	Note 1	-	-	
ShangHai Futaitong International Logistics Co., Ltd.	Sharp Office Equipments (Changshu) Co., Ltd.	Affiliate	Sales	299,607	24	Payment term 30 days	Note 1	Note 1	48,257	19	
ShangHai Futaitong International Logistics Co., Ltd.	Wuxi Sharp Electronic Components Co., Ltd.	Affiliate	Sales	153,550	12	Payment term 30 days	Note 1	Note 1	32,040	13	
Ambit Microsystems (ShangHai) Co., Ltd.	Amworld Microsystems (Shanghai) Ltd.	Subsidiary	Sales	166,294	-	Payment term 30 days	Note 1	Note 1	43,602	1	
Ambit Microsystems (ShangHai) Co., Ltd.	Funing Precision Component Co., Ltd.	Subsidiary	Sales	385,799	2	Payment term 90 days	Note 1	Note 1	221	-	
Ambit Microsystems (ShangHai) Co., Ltd.	Cloud Network Technology Singapore Pte. Ltd.	Subsidiary	Sales	5,694,959	30	Net 60 days	Note 1	Note 1	704,642	15	
Ambit Microsystems (ShangHai) Co., Ltd.	Fuyu Precision Component Co., Ltd.	Subsidiary	Sales	232,032	1	Net 60 days	Note 1	Note 1	168,599	3	
Ingrasys Technology Co., Ltd.	Ingrasys Technology USA Inc.	Subsidiary	Sales	13,778,333	14	Payment term 90 days	Note 1	Note 1	2,274,685	8	
Ingrasys Technology Co., Ltd.	Hon-Ling Technology Co., Ltd.	Subsidiary	Sales	196,982	-	Payment term 60 days	Note 1	Note 1	74,017	-	
Ingrasys Technology Co., Ltd.	Foxconn European Manufacturing Services S.R.O.	Subsidiary	Sales	270,171	-	Payment term 60 days	Note 1	Note 1	33,647	-	
Ingrasys Technology Co., Ltd.	Hongfujin Precision Industry (Wuhan) Co., Ltd.	Subsidiary	Sales	711,145	1	Payment term 90 days	Note 1	Note 1	82,049	-	
Ingrasys Technology Co., Ltd.	Foxconn Technology (India) Private Limited	Subsidiary	Sales	2,672,616	3	Payment term 90 days	Note 1	Note 1	753,102	3	
Ingrasys Technology Co., Ltd.	Foxconn Technology CZ S.R.O.	Subsidiary	Sales	2,207,741	2	Payment term 90 days	Note 1	Note 1	193,385	1	
Ingrasys Technology Co., Ltd.	Hongfujin Precision Electronics (Tianjin) Co., Ltd.	Subsidiary	Sales	3,432,368	3	Payment term 90 days	Note 1	Note 1	921,489	3	
Ingrasys Technology Co., Ltd.	Nanning Fugui Precision Industrial Co., Ltd.	Subsidiary	Sales	855,057	1	Payment term 90 days	Note 1	Note 1	335,912	1	
Ingrasys Technology Co., Ltd.	Ingrasys (Singapore) Pte. Ltd.	Subsidiary	Sales	23,919,963	24	Payment term 90 days	Note 1	Note 1	15,207,622	57	
Ingrasys Technology Co., Ltd.	Ingrasys Technology Korea, Inc.	Subsidiary	Sales	893,631	1	Payment term 90 days	Note 1	Note 1	157,481	1	
Ingrasys Technology Co., Ltd.	Shenzhen Fulian Fugui Precision Industrial Co., Ltd.	Subsidiary	Sales	6,500,877	6	Payment term 90 days	Note 1	Note 1	687,992	3	
Ingrasys Technology Co., Ltd.	Cloud Network Technology Singapore Pte. Ltd.	Subsidiary	Sales	1,267,324	1	Payment term 30 days	Note 1	Note 1	500,505	2	

Purchaser/seller	Counterparty	Relationship with the counterparty	Transaction		Percentage of total purchases		Differences in transaction terms compared to third party transactions		Notes/accounts receivable (payable)		Footnote
			Purchases (sales)	Amount	Credit term	Unit price	Credit term	Balance	Percentage of total notes/accounts receivable (payable)		
					(sales)						
Ingrasys Technology Co., Ltd.	Yuzhang Precision Technology Japan Co., Ltd.	Subsidiary	Sales	\$ 2,727,255	3	Payment term 60 days	Note 1	Note 1	\$ 240,848	1	
Ingrasys Technology Co., Ltd.	Cloud Network Technology Kft.	Subsidiary	Sales	1,390,268	1	Payment term 60 days	Note 1	Note 1	128,537	-	
Ingrasys Technology Co., Ltd.	Cloud Network Technology USA Inc.	Subsidiary	Sales	2,038,141	2	Payment term 45 days	Note 1	Note 1	21,846	-	
Ingrasys Technology Co., Ltd.	Garuda International Limited	Affiliate	Purchases	236,764	-	Payment term 90 days	Note 1	Note 1	( 116,545)	-	
Ingrasys Technology Co., Ltd.	Boardtek Electronics Corporation	Affiliate	Purchases	123,446	-	Payment term 90 days	Note 1	Note 1	( 62,030)	-	
Ingrasys Technology USA Inc.	Ingrasys Technology Co., Ltd.	Subsidiary	Sales	125,313	-	Net 30 days	Note 1	Note 1	5,992	-	
Ingrasys Technology USA Inc.	eCMMS Precision Singapore Pte. Ltd.	Subsidiary	Sales	1,440,423	-	Payment term 45 days	Note 1	Note 1	108,472	1	
Ingrasys Technology USA Inc.	Ingrasys (Singapore) Pte. Ltd.	Subsidiary	Sales	4,774,476	-	Net 90 days	Note 1	Note 1	632,269	3	
Ingrasys Technology USA Inc.	FIH USA Inc.	Subsidiary	Sales	200,321	-	Net 90 days	Note 1	Note 1	154,292	1	
Dynamic Computing Technology Co., Ltd.	Ingrasys Technology Co., Ltd.	Subsidiary	Sales	107,563	55	Net 90 days	Note 1	Note 1	29,765	81	
Jusda International Logistics (Taiwan) Co., Ltd.	Jusda International Limited	Subsidiary	Sales	203,075	39	Net 30 days	Note 1	Note 1	20,091	12	
Socle Technology Corp.	Socle Technology Corporation (Shanghai)	Subsidiary	Sales	126,950	6	Payment term 90 days	Note 1	Note 1	1,435	1	
Socle Technology Corp.	Fitipower Integrated Technology Inc.	Affiliate	Sales	898,685	43	Payment term 30 days	Note 1	Note 1	-	-	
Socle Technology Corp.	Sharp Corporation	Affiliate	Purchases	1,533,690	81	Payment term 30 days	Note 1	Note 1	( 6,115)	( 5)	
Perobot Co., Ltd.	Cloud Network Technology Singapore Pte. Ltd.	Subsidiary	Sales	249,416	61	Net 30 days	Note 1	Note 1	108,693	61	
Hon-Ling Technology Co., Ltd.	Hongfujing Precision Electronics (Tianjin) Co., Ltd.	Subsidiary	Sales	2,765,363	50	Net 30 days	Note 1	Note 1	637,057	65	
Hon-Ling Technology Co., Ltd.	Mega Well Limited	Subsidiary	Sales	2,628,369	48	Net 30 days	Note 1	Note 1	312,206	32	
Foxconn Global Network Corporation	Asia Pacific Telecom Co., Ltd.	Subsidiary	Sales	461,411	43	90 days after validation	Note 1	Note 1	113,446	25	
Foxconn Global Network Corporation	Sharp Corporation	Affiliate	Sales	117,156	11	90 days after validation	Note 1	Note 1	15,435	3	
Shenzhen Fu Tai Hong Precision Industry Co., Ltd.	Chiun Mai Communication Systems, Inc.	Subsidiary	Sales	1,005,335	1	Payment term 90 days	Note 1	Note 1	286,659	1	
Shenzhen Fu Tai Hong Precision Industry Co., Ltd.	FIH (Hong Kong) Limited	Subsidiary	Sales	56,388,769	83	Net 120 days	Note 1	Note 1	20,531,679	92	
Shenzhen Fu Tai Hong Precision Industry Co., Ltd.	Hongfujin Precision Industry (Shenzhen) Co., Ltd.	Subsidiary	Sales	292,777	-	Payment term 45 days	Note 1	Note 1	301	-	
Shenzhen Fu Tai Hong Precision Industry Co., Ltd.	Shenzhenshi Yuzhan Precision Technology Co., Ltd.	Subsidiary	Sales	914,850	1	Payment term 60 days	Note 1	Note 1	264,836	1	

Purchaser/seller	Counterparty	Relationship with the counterparty	Purchases (sales)	Differences in transaction terms compared to third party							Notes/accounts receivable (payable)	Percentage of total notes/accounts receivable (payable)	Footnote
				Transaction		transactions		Notes/accounts receivable (payable)					
				Amount	Percentage of total purchases (sales)	Credit term	Unit price	Credit term	Balance				
Shenzhen Fu Tai Hong Precision Industry Co., Ltd.	General Interface Solution Limited	Affiliate	Purchases	\$ 225,895	-	Payment term 60 days	Note 1	Note 1	(\$ 6,308)	-			
Shenzhen Fu Tai Hong Precision Industry Co., Ltd.	Garuda International Limited	Affiliate	Purchases	131,819	-	Payment term 90 days	Note 1	Note 1	( 23,583)	-			
FIH Precision Component (Beijing) Co., Ltd.	FIH (Hong Kong) Limited	Subsidiary	Sales	463,493	56	Payment term 30 days	Note 1	Note 1	120,132	35			
Futaijing Precision Electronics (Beijing) Co., Ltd.	FIH Precision Electronics (Lang Fang) Co., Ltd.	Subsidiary	Sales	260,224	42	Payment term 90 days	Note 1	Note 1	48,617	21			
Futaijing Precision Electronics (Beijing) Co., Ltd.	FIH (Hong Kong) Limited	Subsidiary	Sales	305,865	49	Payment term 60 days	Note 1	Note 1	113,687	48			
FIH Precision Electronics (Lang Fang) Co., Ltd.	Shenzhen Fu Tai Hong Precision Industry Co., Ltd.	Subsidiary	Sales	449,769	10	Payment term 30 days	Note 1	Note 1	50,819	1			
FIH Precision Electronics (Lang Fang) Co., Ltd.	Fuding Electronic Technology (Jiashan) Co., Ltd.	Subsidiary	Sales	102,307	2	Payment term 45 days	Note 1	Note 1	20,075	-			
FIH Precision Electronics (Lang Fang) Co., Ltd.	Shenzhen Shishi Yuzhan Precision Technology Co., Ltd.	Subsidiary	Sales	304,299	7	Payment term 60 days	Note 1	Note 1	203,738	4			
FIH Precision Electronics (Lang Fang) Co., Ltd.	Fuyu Precision Components (Kunshan) Co., Ltd.	Affiliate	Purchases	157,407	8	Payment term 90 days	Note 1	Note 1	( 22,494)	( 1)			
FIH (Hong Kong) Limited	Shenzhen Fu Tai Hong Precision Industry Co., Ltd.	Subsidiary	Sales	201,537	-	Payment term 60 days	Note 1	Note 1	5,305,942	14			
FIH (Hong Kong) Limited	Ensky Technology Pte. Ltd.	Subsidiary	Sales	43,679,774	32	Payment term 90 days	Note 1	Note 1	16,956,469	44			
FIH (Hong Kong) Limited	Ennoconn Corporation	Affiliate	Sales	105,770	-	Payment term 90 days	Note 1	Note 1	33,958	-			
FIH (Hong Kong) Limited	Pan-International Industrial Corp.	Affiliate	Purchases	698,625	1	Payment term 90 days	Note 1	Note 1	( 357,587)	( 1)			
FIH (Hong Kong) Limited	Garuda International Limited	Affiliate	Purchases	261,014	-	Payment term 90 days	Note 1	Note 1	( 104,587)	-			
FIH (Hong Kong) Limited	Sharp Corporation	Affiliate	Sales	6,318,626	5	Net 25 days	Note 1	Note 1	1,391,847	4			
FIH (Hong Kong) Limited	Sharp Corporation	Affiliate	Purchases	1,425,896	1	Net 30 days	Note 1	Note 1	( 3,877)	-			
FIH (Hong Kong) Limited	Yantai Xiaye Electrons Co., Ltd.	Affiliate	Sales	20,037,033	15	Payment term 60 days	Note 1	Note 1	2,669,698	7			
FIH (Hong Kong) Limited	Cheng Uei Precision Industry Co., Ltd.	Other related party	Purchases	196,126	-	Payment term 90 days	Note 1	Note 1	( 83,305)	-			
Nanning Futaihong Precision Industrial Co., Ltd.	Mega Well Limited	Subsidiary	Sales	1,216,418	38	Payment term 30 days	Note 1	Note 1	247,497	68			
Futaijing Precision Electronics (Yantai) Co., Ltd.	FIH (Hong Kong) Limited	Subsidiary	Sales	21,342,936	100	Payment term 30 days	Note 1	Note 1	2,653,373	100			
Futaijing Precision Electronics (Yantai) Co., Ltd.	Yihong Technology (Chengdu) Co., Ltd.	Affiliate	Purchases	991,103	5	Net 60 days	Note 1	Note 1	-	-			
Futaijing Precision Electronics (Yantai) Co., Ltd.	Sharp Corporation	Affiliate	Purchases	1,891,804	9	Payment term 60 days	Note 1	Note 1	( 255,698)	( 6)			
Futaijing Precision Electronics (Yantai) Co., Ltd.	Sharp Hong Kong Limited	Affiliate	Purchases	3,801,812	19	Net 60 days	Note 1	Note 1	( 878,613)	( 21)			

Purchaser/seller	Counterparty	Relationship with the counterparty	Purchases (sales)	Differences in transaction terms compared to third party							Footnote
				Transaction		transactions			Notes/accounts receivable (payable)		
				Amount	Percentage of total purchases (sales)	Credit term	Unit price	Credit term	Balance	Percentage of total notes/accounts receivable (payable)	
Futaijing Precision Electronics (Yantai) Co., Ltd.	Sharp (Taiwan) Electronics Corporation	Affiliate	Purchases	\$ 2,527,124	12	Payment term 75 days	Note 1	Note 1	(\$ 553,248)	( 13)	
Futaijing Precision Electronics (Yantai) Co., Ltd.	Yantai Xiaye Electronics Co., Ltd.	Affiliate	Purchases	3,955,316	19	Net 60 days	Note 1	Note 1	( 879,214)	( 21)	
Hengyang Futaihong Precision Industry Co., Ltd.	FIH (Hong Kong) Limited	Subsidiary	Sales	32,190,157	100	Payment term 120 days	Note 1	Note 1	8,960,710	99	
Focus PC Enterprises Limited	Mega Well Limited	Subsidiary	Sales	179,562	1	Payment term 45 days	Note 1	Note 1	64,838	100	
Precision Technology Investment Pte. Ltd.	Simply Smart Limited	Subsidiary	Sales	279,357	81	Payment term 90 days	Note 1	Note 1	164,254	91	
Hongfujin Precision Industry (Shenzhen)Co., Ltd.	Fu Ding Precision Components (Shenzhen) Co., Ltd.	Subsidiary	Sales	348,418	2	Net 90 days	Note 1	Note 1	100,073	2	
Hongfujin Precision Industry (Shenzhen)Co., Ltd.	Hongfujin Precision Industry (Wuhan) Co., Ltd.	Subsidiary	Sales	335,444	2	Net 90 days	Note 1	Note 1	128,926	2	
Hongfujin Precision Industry (Shenzhen)Co., Ltd.	Hongfujin Precision Electronics (Yantai) Co., Ltd.	Subsidiary	Sales	145,526	1	Net 90 days	Note 1	Note 1	86,593	1	
Hongfujin Precision Industry (Shenzhen)Co., Ltd.	Foxconn Image & Printing Product Pte. Ltd.	Subsidiary	Sales	6,341,565	40	Net 30 days	Note 1	Note 1	2,880,537	46	
Hongfujin Precision Industry (Shenzhen)Co., Ltd.	Futaihua Industrial (Shenzhen) Co., Ltd.	Subsidiary	Sales	316,701	2	Net 90 days	Note 1	Note 1	262,252	4	
Hongfujin Precision Industry (Shenzhen)Co., Ltd.	Falcon Precision Trading Pte. Ltd.	Subsidiary	Sales	3,307,525	21	Net 60 days	Note 1	Note 1	776,674	12	
Hongfujin Precision Industry (Shenzhen)Co., Ltd.	Ur Materials Industry (Shenzhen) Co., Ltd.	Subsidiary	Sales	142,657	1	Net 90 days	Note 1	Note 1	97,300	2	
Hongfujin Precision Industry (Shenzhen)Co., Ltd.	Shenzhen Shiyuzhan Precision Technology Co., Ltd.	Subsidiary	Sales	339,705	2	Net 60 days	Note 1	Note 1	424,174	7	
Hongfujin Precision Industry (Shenzhen)Co., Ltd.	Shenzhen FuLian Fugui Precision Industry Co., Ltd.	Subsidiary	Sales	470,182	3	Net 90 days	Note 1	Note 1	247,241	4	
Hongfujin Precision Industry (Shenzhen)Co., Ltd.	HCC Teletron (HK) Technology Co., Ltd.	Subsidiary	Sales	134,162	1	Net 30 days	Note 1	Note 1	-	-	
Hongfujin Precision Industry (Shenzhen)Co., Ltd.	Interface Optoelectronics (SZ) Co., Ltd.	Affiliate	Sales	268,658	2	Net 30 days	Note 1	Note 1	34,853	1	
Hongfujin Precision Industry (Shenzhen)Co., Ltd.	Keenest Electronic Corp.	Affiliate	Sales	207,558	1	Net 90 days	Note 1	Note 1	47,193	1	
Hongfujin Precision Industry (Shenzhen)Co., Ltd.	Pan-International Industrial Corp.	Affiliate	Purchases	190,057	1	90 days after validation	Note 1	Note 1	( 37,682)	( 1)	
ShunSin Technology Holdings Limited	Foxconn Interconnect Technology Limited	Subsidiary	Sales	384,625	21	Payment term 90 days	Note 1	Note 1	90,393	20	
ShunSin Technology Holdings Limited	Shunyun Technology Holdings Limited	Subsidiary	Sales	333,564	18	Payment term 60 days	Note 1	Note 1	186,895	42	
FuDing Precision Components (ShenZhen) Co., Ltd.	New Beyond Maximum Industrial Limited	Subsidiary	Sales	13,537,614	82	Payment term 90 days	Note 1	Note 1	6,041,509	82	
FuDing Electronic Technology (JiaShan) Co., Ltd.	FuXiang Precision Industrial (KunShan) Co., Ltd.	Subsidiary	Sales	104,415	-	Payment term 90 days	Note 1	Note 1	32,735	-	
FuDing Electronic Technology (JiaShan) Co., Ltd.	Hongzhun Precision Tooling (Kunshan) Co., Ltd.	Subsidiary	Sales	108,354	-	Payment term 30 days	Note 1	Note 1	79,087	1	

Purchaser/seller	Counterparty	Relationship with the counterparty	Purchases (sales)	Differences in transaction terms compared to third party							Notes/accounts receivable (payable)	Percentage of total notes/accounts receivable (payable)	Footnote
				Transaction		transactions			Balance				
				Amount	Percentage of total purchases (sales)	Credit term	Unit price	Credit term					
FuDing Electronic Technology (JiaShan) Co., Ltd.	Hongfujin Precision Electronics (Chengdu) Co., Ltd.	Subsidiary	Sales	\$ 1,892,943	6	Payment term 15 days	Note 1	Note 1	\$ 60,295	-			
FuDing Electronic Technology (JiaShan) Co., Ltd.	Fuzhun Precision Tooling (Jiashan) Co., Ltd.	Subsidiary	Sales	398,763	1	Payment term 90 days	Note 1	Note 1	131,086	1			
Triple Win Technology (ShenZhen) Co., Ltd.	Best Ever Industries Ltd.	Subsidiary	Sales	72,380,560	92	Payment term 90 days	Note 1	Note 1	19,103,246	93			
Triple Win Technology (ShenZhen) Co., Ltd.	General Interface Solution Limited	Affiliate	Purchases	3,982,586	6	Payment term 90 days	Note 1	Note 1	( 211,871)	( 2)			
Triple Win Technology (ShenZhen) Co., Ltd.	Garuda International Limited	Affiliate	Purchases	627,178	1	Payment term 90 days	Note 1	Note 1	( 43,329)	-			
KangZhu Electronic Technology (KunShan) Co., Ltd.	Ennoconn (Suzhou) Technology Co., Ltd.	Affiliate	Sales	196,714	32	Payment term 90 days	Note 1	Note 1	25,445	35			
FuXiang Precision Industrial (KunShan) Co., Ltd.	Fuding Electronic Technology (Jiashan) Co., Ltd.	Subsidiary	Sales	1,201,360	5	Payment term 90 days	Note 1	Note 1	584,968	6			
FuXiang Precision Industrial (KunShan) Co., Ltd.	Hongzhun Precision Tooling (Kunshan) Co., Ltd.	Subsidiary	Sales	242,885	1	Net 30 days	Note 1	Note 1	56,174	1			
FuXiang Precision Industrial (KunShan) Co., Ltd.	Fusing International Inc. Pte. Ltd.	Subsidiary	Sales	223,017	1	Payment term 90 days	Note 1	Note 1	-	-			
FuXiang Precision Industrial (KunShan) Co., Ltd.	Hongfujin Precision Electronics (Chengdu) Co., Ltd.	Subsidiary	Sales	1,751,429	7	Payment term 90 days	Note 1	Note 1	55,991	1			
FuXiang Precision Industrial (KunShan) Co., Ltd.	Cloud Network Technology Singapore Pte. Ltd.	Subsidiary	Sales	135,001	1	Net 90 days	Note 1	Note 1	38,285	-			
Foxconn (KunShan) Computer Connector Co., Ltd.	Hongzhaoda Integrated Innovative Service (Kunshan) Co., Ltd.	Subsidiary	Sales	464,218	1	Payment term 90 days	Note 1	Note 1	85,608	3			
Foxconn (KunShan) Computer Connector Co., Ltd.	New Beyond Maximum Industrial Limited	Subsidiary	Sales	31,091,146	94	Payment term 90 days	Note 1	Note 1	3,084,384	92			
Foxconn (KunShan) Computer Connector Co., Ltd.	Fuyu Precision Components (Kunshan) Co., Ltd.	Affiliate	Purchases	125,836	-	Payment term 90 days	Note 1	Note 1	( 43,101)	-			
Foxconn (KunShan) Computer Connector Co., Ltd.	Foxconn Technology Pte. Ltd.	Affiliate	Purchases	257,136	1	Payment term 90 days	Note 1	Note 1	( 76,566)	-			
Foxconn (KunShan) Computer Connector Co., Ltd.	Garuda International Limited	Affiliate	Purchases	530,961	2	Payment term 90 days	Note 1	Note 1	( 140,488)	-			
Foxconn Electronic Industrial Development (KunShan) Co., Ltd.	Foxconn (Kunshan) Computer Connector Co., Ltd.	Subsidiary	Sales	6,013,360	100	Payment term 60 days	Note 1	Note 1	2,472,698	100			
Hightech Electronics Components Inc.	Fusing International Inc.	Subsidiary	Sales	423,027	20	Payment term 60 days	Note 1	Note 1	-	-			
Hightech Electronics Components Inc.	Competition Team Ireland Limited	Subsidiary	Sales	1,580,405	73	Payment term 60 days	Note 1	Note 1	363,992	100			
Hightech Electronics Components Inc.	Hong Kong Ennpower Information Technology Co., Ltd.	Subsidiary	Sales	122,175	6	Payment term 60 days	Note 1	Note 1	-	-			
Best Ever Industries Limited	Nanning Fugui Precision Industrial Co., Ltd.	Subsidiary	Sales	200,219	-	Payment term 90 days	Note 1	Note 1	11,498	-			
Best Ever Industries Limited	Foxconn Precision Electronics (Taiyuan) Co., Ltd.	Subsidiary	Sales	223,835	-	Payment term 90 days	Note 1	Note 1	44,055	-			
YanTai FuLiTong International Trading Co., Ltd.	Yantai Fuhuada Precision Electronics Co., Ltd.	Subsidiary	Sales	128,813	40	Payment term 90 days	Note 1	Note 1	955	4			

Purchaser/seller	Counterparty	Relationship with the counterparty	Transaction		Differences in transaction terms compared to third party transactions				Notes/accounts receivable (payable)		Footnote
			Purchases (sales)	Amount	Percentage of total purchases		Unit price	Credit term	Balance	Percentage of total notes/accounts receivable (payable)	
					(sales)	Credit term					
HongFuTai Precision Electronics (YanTai) Co., Ltd.	Futaijing Precision Electronics (Yantai) Co., Ltd.	Subsidiary	Sales	\$ 148,199	-	Net 90 days	Note 1	Note 1	\$ 54,705	1	
HongFuTai Precision Electronics (YanTai) Co., Ltd.	Hongfujin Precision Industry (Yantai) Co., Ltd.	Subsidiary	Sales	32,710,462	63	Net 90 days	Note 1	Note 1	5,948,905	69	
HongFuTai Precision Electronics (YanTai) Co., Ltd.	Falcon Precision Trading Pte. Ltd.	Subsidiary	Sales	396,568	1	Net 60 days	Note 1	Note 1	93,145	1	
HongFuTai Precision Electronics (YanTai) Co., Ltd.	YanTai Fuzhun Precision Electronics Co., Ltd.	Affiliate	Purchases	168,464	-	Net 90 days	Note 1	Note 1	( 163,457) (	2)	
HongFuTai Precision Electronics (YanTai) Co., Ltd.	Champ Tech Optical (Foshan) Corporation	Affiliate	Purchases	557,259	1	Payment term 30 days	Note 1	Note 1	( 280,316) (	4)	
HongFuTai Precision Electronics (YanTai) Co., Ltd.	Pan-International Industrial Corp.	Affiliate	Purchases	1,649,764	3	Net 90 days	Note 1	Note 1	( 288,207) (	4)	
HongFuTai Precision Electronics (YanTai) Co., Ltd.	Fitpower Integrated Technology Inc.	Affiliate	Purchases	128,969	-	Net 1 day	Note 1	Note 1	( 29,610)	-	
HongFuTai Precision Electronics (YanTai) Co., Ltd.	Sharp Corporation	Affiliate	Purchases	1,141,685	2	90 days after validation	Note 1	Note 1	( 101,785) (	2)	
HongFuTai Precision Electronics (YanTai) Co., Ltd.	Nanjing Sharp Electronics Co., Ltd.	Affiliate	Sales	107,540	-	Payment term 90 days	Note 1	Note 1	4,283	-	
HongFuTai Precision Electronics (YanTai) Co., Ltd.	Wuxi Sharp Electronic Components Co., Ltd.	Affiliate	Purchases	121,455	-	Net 30 days	Note 1	Note 1	( 29,610)	-	
HongFuTai Precision Electronics (YanTai) Co., Ltd.	Yantai Xiaye Electrons Co., Ltd.	Affiliate	Sales	2,351,655	5	Net 60 days	Note 1	Note 1	318,233	4	
HongFuTai Precision Electronics (YanTai) Co., Ltd.	Yantai Xiaye Electrons Co., Ltd.	Affiliate	Purchases	236,227	-	Net 60 days	Note 1	Note 1	( 2,077)	-	
eCMMS S.A. De C.V.	Cloud Network Technology Singapore Pte. Ltd.	Subsidiary	Sales	2,325,082	100	Payment term 60 days	Note 1	Note 1	321,600	100	
FuTaiJie Science & Technology Development (ShenZhen) Co., Ltd.	Shenzhen Fu Tai Hong Precision Industry Co., Ltd.	Subsidiary	Sales	156,731	5	Net 90 days	Note 1	Note 1	5,936	1	
FuTaiJie Science & Technology Development (ShenZhen) Co., Ltd.	Hongfujin Precision Industry (Shenzhen) Co., Ltd.	Subsidiary	Sales	142,913	4	Net 90 days	Note 1	Note 1	42,222	7	
FuTaiJie Science & Technology Development (ShenZhen) Co., Ltd.	Futaihua Industrial (Shenzhen) Co., Ltd.	Subsidiary	Sales	247,804	8	Net 90 days	Note 1	Note 1	93,848	16	
FuTaiJie Science & Technology Development (ShenZhen) Co., Ltd.	Fulian Technology (Jiyuan) Co., Ltd.	Subsidiary	Sales	106,953	3	Net 90 days	Note 1	Note 1	20,582	4	
FuTaiJie Science & Technology Development (ShenZhen) Co., Ltd.	Avary Holding (Shenzhen) Co., Ltd.	Affiliate	Sales	170,541	5	Net 90 days	Note 1	Note 1	27,239	5	
Foxconn CZ S.R.O.	Foxconn European Manufacturing Services S.R.O.	Subsidiary	Sales	107,946	3	Payment term 45 days	Note 1	Note 1	13,029	-	
Foxconn CZ S.R.O.	Foxconn Technology CZ S.R.O.	Subsidiary	Sales	465,849	14	Payment term 45 days	Note 1	Note 1	125,875	1	
Foxconn CZ S.R.O.	Cloud Network Technology Singapore Pte. Ltd.	Subsidiary	Sales	2,255,518	70	Payment term 45 days	Note 1	Note 1	448,892	2	
Foxconn CZ S.R.O.	Cloud Network Technology USA Inc.	Subsidiary	Sales	292,105	9	Payment term 45 days	Note 1	Note 1	17,858	-	
FuJin Precision Industrial (JinCheng) Co., Ltd.	Fast Victor Limited	Subsidiary	Sales	1,575,548	59	Payment term 90 days	Note 1	Note 1	146,345	52	



Purchaser/seller	Counterparty	Relationship with the counterparty	Transaction		Differences in transaction terms compared to third party transactions				Notes/accounts receivable (payable)		Footnote
			Purchases (sales)	Amount	Percentage of total purchases		Unit price	Credit term	Balance	Percentage of total notes/accounts receivable (payable)	
					(sales)	Credit term					
FuJin Precision Industrial (JinCheng) Co., Ltd.	Jincheng Futaihua Precision Electronic Co., Ltd.	Subsidiary	Sales	\$ 119,182	4	Payment term 90 days	Note 1	Note 1	\$ 11,491	4	
FuJin Precision Industrial (JinCheng) Co., Ltd.	Shenzhenshi Yuzhan Precision Technology Co., Ltd.	Subsidiary	Sales	149,578	6	Payment term 90 days	Note 1	Note 1	56	-	
HongZhun Precision Tooling (KunShan) Co., Ltd.	Fuding Electronic Technology (Jiashan) Co., Ltd.	Subsidiary	Sales	4,062,617	64	Payment term 30 days	Note 1	Note 1	2,332,950	73	
HongZhun Precision Tooling (KunShan) Co., Ltd.	Fuxiang Precision Industrial (Kunshan) Co., Ltd.	Subsidiary	Sales	1,487,215	23	Net 90 days	Note 1	Note 1	580,376	18	
HongZhun Precision Tooling (KunShan) Co., Ltd.	Foxconn (Kunshan) Computer Connector Co., Ltd.	Subsidiary	Sales	145,639	2	Net 90 days	Note 1	Note 1	57,803	2	
HongZhun Precision Tooling (KunShan) Co., Ltd.	Fuyu Precision Components (Kunshan) Co., Ltd.	Affiliate	Sales	148,229	2	Net 90 days	Note 1	Note 1	23,355	1	
Foxconn eMS, Inc.	Profit New Limited	Subsidiary	Sales	153,143	58	Payment term 30 days	Note 1	Note 1	53,132	65	
NWE Technology Inc.-USA/CA	IPL International Limited	Subsidiary	Sales	222,696	1	Payment term 90 days	Note 1	Note 1	118,109	87	
PCE Technology Inc.	Simply Smart Limited	Subsidiary	Sales	354,638	55	Payment term 30 days	Note 1	Note 1	79,566	63	
PCE Technology Inc.	Cloud Network Technology Singapore Pte. Ltd.	Subsidiary	Sales	160,417	25	Payment term 30 days	Note 1	Note 1	19,848	16	
NWEA LLC	Cloud Network Technology USA Inc.	Subsidiary	Sales	169,501	1	Payment term 90 days	Note 1	Note 1	54,583	100	
Foxconn Assembly LLC	Cloud Network Technology USA Inc.	Subsidiary	Sales	1,846,141	10	Net 30 days	Note 1	Note 1	737,700	98	
ShenZhen FuHongJie Technology Service Co., Ltd.	FIH (Hong Kong) Limited	Subsidiary	Sales	388,127	52	Net 30 days	Note 1	Note 1	119,310	64	
Jizhun Precision Industry (Huizhou) Co., Ltd.	Jinchen Hongren Technology Co., Ltd.	Subsidiary	Sales	102,766	1	Payment term 90 days	Note 1	Note 1	15,547	22	
PCE Paragon Solutions (Mexico) S.A. De C.V.	Ingrasys (Singapore) Pte. Ltd.	Subsidiary	Sales	1,466,253	65	Payment term 30 days	Note 1	Note 1	-	-	
PCE Paragon Solutions (Mexico) S.A. De C.V.	Cloud Network Technology Singapore Pte. Ltd.	Subsidiary	Sales	800,396	35	Payment term 30 days	Note 1	Note 1	127,285	100	
ShenZhen FerTile Plan International Logistics Co., Ltd.	Shenzhen Fu Tai Hong Precision Industry Co., Ltd.	Subsidiary	Sales	143,788	2	Net 90 days	Note 1	Note 1	82,596	3	
ShenZhen FerTile Plan International Logistics Co., Ltd.	Hengyang Futaihong Precision Industry Co., Ltd.	Subsidiary	Sales	138,595	2	Net 120 days	Note 1	Note 1	55,574	2	
ShenZhen FerTile Plan International Logistics Co., Ltd.	Hongfujin Precision Industry (Wuhan) Co., Ltd.	Subsidiary	Sales	278,393	3	Net 90 days	Note 1	Note 1	65,025	2	
ShenZhen FerTile Plan International Logistics Co., Ltd.	Futaihua Industrial (Shenzhen) Co., Ltd.	Subsidiary	Sales	181,106	2	Net 90 days	Note 1	Note 1	108,519	4	
ShenZhen FerTile Plan International Logistics Co., Ltd.	Honfujin Precision Electronics (Chongqing) Co., Ltd.	Subsidiary	Sales	357,563	4	Net 90 days	Note 1	Note 1	114,697	4	
ShenZhen FerTile Plan International Logistics Co., Ltd.	Hongfujing Precision Electronics (Tianjin) Co., Ltd.	Subsidiary	Sales	561,491	7	Net 60 days	Note 1	Note 1	138,993	5	
ShenZhen FerTile Plan International Logistics Co., Ltd.	Hongfujin Precision Electronics (Chengdu) Co., Ltd.	Subsidiary	Sales	132,039	2	Payment term 90 days	Note 1	Note 1	71,243	3	

Purchaser/seller	Counterparty	Relationship with the counterparty	Transaction		Differences in transaction terms compared to third party transactions				Notes/accounts receivable (payable)		Footnote
			Purchases (sales)	Amount	Percentage of total purchases		Unit price	Credit term	Balance	Percentage of total notes/accounts receivable (payable)	
					(sales)	Credit term					
ShenZhen FerTile Plan International Logistics Co., Ltd.	Nanning Fugui Precision Industrial Co., Ltd.	Subsidiary	Sales	\$ 426,505	5	Net 90 days	Note 1	Note 1	\$ 119,724	4	
ShenZhen FerTile Plan International Logistics Co., Ltd.	Foxconn Precision Electronics (Taiyuan) Co., Ltd.	Subsidiary	Sales	282,682	3	Net 90 days	Note 1	Note 1	76,077	3	
ShenZhen FerTile Plan International Logistics Co., Ltd.	Jusda International Limited	Subsidiary	Sales	1,006,848	12	Net 90 days	Note 1	Note 1	72,904	3	
ShenZhen FerTile Plan International Logistics Co., Ltd.	HeNan YuZhan Technology Limited	Subsidiary	Sales	103,502	1	Payment term 90 days	Note 1	Note 1	42,540	1	
ShenZhen FerTile Plan International Logistics Co., Ltd.	Shenzhenshi Yuzhan Precision Technology Co., Ltd.	Subsidiary	Sales	202,593	2	Net 60 days	Note 1	Note 1	76,731	3	
ShenZhen FerTile Plan International Logistics Co., Ltd.	Shenzhen FuLian Fugui Precision Industry Co., Ltd.	Subsidiary	Sales	239,451	3	Net 90 days	Note 1	Note 1	108,092	4	
ShenZhen FerTile Plan International Logistics Co., Ltd.	Shanghai Joyspeed Global Cargo Co., Ltd.	Subsidiary	Sales	214,702	3	Net 180 days	Note 1	Note 1	333,125	12	
ShenZhen FerTile Plan International Logistics Co., Ltd.	Sharp Universal Technology (SZ) Co., Ltd.	Affiliate	Sales	130,271	2	Net 90 days	Note 1	Note 1	57,000	2	
Fuzhun Precision Tooling (Huaian) Co., Ltd.	Foxconn (Kunshan) Computer Connector Co., Ltd.	Subsidiary	Sales	167,831	24	Payment term 30 days	Note 1	Note 1	39,655	28	
Fuzhun Precision Tooling (Huaian) Co., Ltd.	Fuyu Electrical Technology (Huaian) Co., Ltd.	Subsidiary	Sales	333,032	49	Payment term 30 days	Note 1	Note 1	57,155	41	
Fuzhun Precision Tooling (Huaian) Co., Ltd.	Kunshan Tengyang Intelligent Technology Co., Ltd.	Subsidiary	Sales	125,067	18	Payment term 30 days	Note 1	Note 1	32,569	23	
FuYu Electronic Technology (HuaiAn) Co., Ltd.	New Beyond Maximum Industrial Limited	Subsidiary	Sales	14,641,459	86	Payment term 30 days	Note 1	Note 1	5,485,368	100	
PCE Paragon Solutions (USA) Inc.	Profit New Limited	Subsidiary	Sales	713,678	84	Payment term 30 days	Note 1	Note 1	152,947	86	
Funing Precision Component Co., Ltd.	FIH (Hong Kong) Limited	Subsidiary	Sales	212,252	-	Net 60 days	Note 1	Note 1	50,172	-	
Funing Precision Component Co., Ltd.	Cloud Network Technology Singapore Pte. Ltd.	Subsidiary	Sales	49,504,683	98	Payment term 45 days	Note 1	Note 1	13,608,683	99	
Foxconn Baja California S.A. De C.V.	eCMMS Precision Singapore Pte. Ltd.	Subsidiary	Sales	3,483,537	100	Payment term 60 days	Note 1	Note 1	562,019	100	
Hongfujin Precision Industry (Wuhan) Co., Ltd.	Top Step Enterprises Limited	Subsidiary	Sales	1,660,868	2	Payment term 90 days	Note 1	Note 1	461,570	2	
Hongfujin Precision Industry (Wuhan) Co., Ltd.	Fulian Technology (Wuhan) Co., Ltd.	Subsidiary	Sales	466,719	-	Payment term 90 days	Note 1	Note 1	229,830	1	
Hongfujin Precision Industry (Wuhan) Co., Ltd.	Foxconn Technology Co., Ltd.	Affiliate	Purchases	1,005,441	1	Payment term 90 days	Note 1	Note 1	( 356,849) (	2)	
Hongfujin Precision Industry (Wuhan) Co., Ltd.	Pan-International Industrial Corp.	Affiliate	Purchases	621,270	1	90 days after validation	Note 1	Note 1	( 216,700) (	1)	
Hongfujin Precision Industry (Wuhan) Co., Ltd.	Garuda International Limited	Affiliate	Purchases	167,743	-	90 days after validation	Note 1	Note 1	( 48,277)	-	
HongFuJin Precision Electronics (YanTai) Co., Ltd.	Futaijing Precision Electrons (Yantai) Co., Ltd.	Subsidiary	Sales	110,102	-	Payment term 90 days	Note 1	Note 1	6,835	-	
HongFuJin Precision Electronics (YanTai) Co., Ltd.	Hongfutai Precision Electronics (Yantai) Co., Ltd.	Subsidiary	Sales	343,590	-	Net 90 days	Note 1	Note 1	173,470	1	

Purchaser/seller	Counterparty	Relationship with the counterparty	Transaction		Differences in transaction terms compared to third party transactions				Notes/accounts receivable (payable)		Footnote
			Purchases (sales)	Amount	Percentage of total purchases (sales)	Credit term	Unit price	Credit term	Balance	Percentage of total notes/accounts receivable (payable)	
HongFuJin Precision Electronics (YanTai) Co., Ltd.	Fuguikang Precision Electrons (Guizhou) Co., Ltd.	Subsidiary	Sales	\$ 147,781	-	Payment term 90 days	Note 1	Note 1	\$ 46,905	-	
HongFuJin Precision Electronics (YanTai) Co., Ltd.	General Interface Solution Limited	Affiliate	Purchases	1,169,418	1	Net 60 days	Note 1	Note 1	( 81,105)	( 1)	
HongFuJin Precision Electronics (YanTai) Co., Ltd.	Innolux Corporation	Other related party	Purchases	2,352,355	1	Net 90 days	Note 1	Note 1	( 1,413)	-	
HongFuJin Precision Electronics (YanTai) Co., Ltd.	YanTai Eson Precision Electronics Co., Ltd.	Affiliate	Purchases	110,359	-	Payment term 90 days	Note 1	Note 1	( 41,639)	-	
HongFuJin Precision Electronics (YanTai) Co., Ltd.	Foxconn Technology Co., Ltd.	Affiliate	Sales	65,838,827	33	Payment term 30 days	Note 1	Note 1	15,034,809	68	
HongFuJin Precision Electronics (YanTai) Co., Ltd.	Foxconn Technology Co., Ltd.	Affiliate	Purchases	1,193,721	1	Payment term 30 days	Note 1	Note 1	( 111,987)	( 1)	
HongFuJin Precision Electronics (YanTai) Co., Ltd.	Pan-International Industrial Corp.	Affiliate	Purchases	637,132	-	90 days after validation	Note 1	Note 1	( 216,426)	( 1)	
HongFuJin Precision Electronics (YanTai) Co., Ltd.	Garuda International Limited	Affiliate	Purchases	672,896	-	90 days after validation	Note 1	Note 1	( 201,727)	( 1)	
HongFuJin Precision Electronics (YanTai) Co., Ltd.	Sharp Corporation	Affiliate	Sales	1,524,143	1	Payment term 60 days	Note 1	Note 1	238,279	1	
HongFuJin Precision Electronics (YanTai) Co., Ltd.	Sharp Manufacturing Corporation (Malaysia) Sdn. Bhd.	Affiliate	Sales	189,406	-	Payment term 60 days	Note 1	Note 1	25,845	-	
Top Step Enterprises Limited	Hongfujin Precision Industry (Wuhan) Co., Ltd.	Subsidiary	Sales	520,443	28	Net 45 days	Note 1	Note 1	198,471	29	
Foxconn Technology (India) Private Limited	Competition Team Technology (India) Private Limited	Subsidiary	Purchases	101,919	6	Payment term 45 days	Note 1	Note 1	-	-	
Foxconn Technology CZ S.R.O.	Ingrasys Technology Co., Ltd.	Subsidiary	Sales	1,153,398	29	Payment term 60 days	Note 1	Note 1	41,133	1	
Foxconn Technology CZ S.R.O.	Foxconn CZ S.R.O.	Subsidiary	Sales	1,392,739	35	Payment term 45 days	Note 1	Note 1	296,068	11	
Foxconn Technology CZ S.R.O.	Ingrasys (Singapore) Pte. Ltd.	Subsidiary	Sales	1,263,797	32	Payment term 45 days	Note 1	Note 1	55,964	2	
Global Services Solutions S.R.O.	Foxconn European Manufacturing Services S.R.O.	Subsidiary	Sales	873,710	88	Payment term 45 days	Note 1	Note 1	92,287	69	
FuGion Material Technology (ShenZhen) Limited	Fu Ding Precision Components (Shenzhen) Co., Ltd.	Subsidiary	Sales	1,186,259	4	Net 90 days	Note 1	Note 1	-	-	
FuGion Material Technology (ShenZhen) Limited	Fuyu Electrical Technology (Huaian) Co., Ltd.	Subsidiary	Sales	664,718	2	Net 90 days	Note 1	Note 1	-	-	
FuGion Material Technology (ShenZhen) Limited	Fuding (Zhengzhou) Precision Industry Co., Ltd.	Subsidiary	Sales	644,362	2	Net 90 days	Note 1	Note 1	-	-	
FuGion Material Technology (ShenZhen) Limited	Avary Holding (Shenzhen) Co., Ltd.	Affiliate	Sales	528,056	2	Net 90 days	Note 1	Note 1	20,136	28	
FuGion Material Technology (ShenZhen) Limited	Fu Gang Electronics (Dong Guan) Co., Ltd.	Other related party	Sales	252,464	1	Net 14 days	Note 1	Note 1	-	-	
HuaiAn FuLiTong Trading Co., Ltd.	Tekon Huizhou Electronics Co., Ltd.	Affiliate	Sales	173,630	7	Payment term 90 days	Note 1	Note 1	100,751	14	
Foxconn Image & Printing Product Pte. Ltd.	Sharp Manufacturing (Thailand) Co., Ltd.	Affiliate	Sales	127,566	-	Net 60 days	Note 1	Note 1	41,567	-	

Purchaser/seller	Counterparty	Relationship with the counterparty	Transaction		Differences in transaction terms compared to third party transactions				Notes/accounts receivable (payable)		Footnote
			Purchases (sales)	Amount	Percentage of total purchases		Unit price	Credit term	Balance	Percentage of total notes/accounts receivable (payable)	
					(sales)	Credit term					
Foxconn Image & Printing Product Pte. Ltd.	Sharp Manufacturing France S.A.	Affiliate	Sales	\$ 119,843	-	Net 60 days	Note 1	Note 1	\$ 10,470	-	
Foxconn Image & Printing Product Pte. Ltd.	Sharp Electronics Corporation	Affiliate	Sales	223,468	-	Net 60 days	Note 1	Note 1	19,880	-	
PCE Technology De Juarez S.A. De C.V.	eCMMS Precision Singapore Pte. Ltd.	Subsidiary	Sales	1,729,314	43	Payment term 60 days	Note 1	Note 1	406,443	40	
PCE Technology De Juarez S.A. De C.V.	Cloud Network Technology Singapore Pte. Ltd.	Subsidiary	Sales	2,318,226	57	Payment term 60 days	Note 1	Note 1	609,281	60	
Futaihua Industrial (Shenzhen) Co., Ltd.	Shenzhen Fu Tai Hong Precision Industry Co., Ltd.	Subsidiary	Sales	290,523	-	Net 90 days	Note 1	Note 1	131,508	-	
Futaihua Industrial (Shenzhen) Co., Ltd.	Hengyang Futaihong Precision Industry Co., Ltd.	Subsidiary	Sales	176,821	-	Net 120 days	Note 1	Note 1	125,911	-	
Futaihua Industrial (Shenzhen) Co., Ltd.	Hongfujin Precision Industry (Shenzhen) Co., Ltd.	Subsidiary	Sales	406,493	-	Net 90 days	Note 1	Note 1	189,676	-	
Futaihua Industrial (Shenzhen) Co., Ltd.	Fu Ding Precision Components (Shenzhen) Co., Ltd.	Subsidiary	Sales	487,369	-	Net 90 days	Note 1	Note 1	132,311	-	
Futaihua Industrial (Shenzhen) Co., Ltd.	Foxconn (Kunshan) Computer Connector Co., Ltd.	Subsidiary	Sales	140,560	-	Net 90 days	Note 1	Note 1	17,417	-	
Futaihua Industrial (Shenzhen) Co., Ltd.	Hongzhun Precision Tooling (Kunshan) Co., Ltd.	Subsidiary	Sales	218,909	-	Net 90 days	Note 1	Note 1	38,489	-	
Futaihua Industrial (Shenzhen) Co., Ltd.	Hongfujin Precision Industry (Wuhan) Co., Ltd.	Subsidiary	Sales	120,168	-	Net 90 days	Note 1	Note 1	3,021	-	
Futaihua Industrial (Shenzhen) Co., Ltd.	Foxconn Image & Printing Product Pte. Ltd.	Subsidiary	Sales	479,649,230	90	Net 30 days	Note 1	Note 1	166,858,777	81	
Futaihua Industrial (Shenzhen) Co., Ltd.	Hongfujing Precision Electronics (Tianjin) Co., Ltd.	Subsidiary	Sales	105,795	-	Net 60 days	Note 1	Note 1	13,772	-	
Futaihua Industrial (Shenzhen) Co., Ltd.	Hongfujin Precision Electronics (Chengdu) Co., Ltd.	Subsidiary	Sales	2,602,371	-	Payment term 90 days	Note 1	Note 1	436,939	-	
Futaihua Industrial (Shenzhen) Co., Ltd.	Simply Smart Limited	Subsidiary	Sales	40,435,149	8	Net 60 days	Note 1	Note 1	20,540,213	10	
Futaihua Industrial (Shenzhen) Co., Ltd.	Fulian Technology (Jiyuan) Co., Ltd.	Subsidiary	Sales	157,366	-	Payment term 90 days	Note 1	Note 1	4,621	-	
Futaihua Industrial (Shenzhen) Co., Ltd.	Shenzhen Shengshi Precision Technology Co., Ltd.	Subsidiary	Sales	1,236,347	-	Net 60 days	Note 1	Note 1	616,890	-	
Futaihua Industrial (Shenzhen) Co., Ltd.	Henan Fuchi Technology Co., Ltd.	Subsidiary	Sales	170,951	-	Net 45 days	Note 1	Note 1	139	-	
Futaihua Industrial (Shenzhen) Co., Ltd.	Shenzhen Fulian Fugui Precision Industry Co., Ltd.	Subsidiary	Sales	134,874	-	Net 30 days	Note 1	Note 1	38,462	-	
Futaihua Industrial (Shenzhen) Co., Ltd.	Hon Fu Cheng Precision Electronics (Chengdu) Co., Ltd.	Subsidiary	Sales	110,096	-	Net 90 days	Note 1	Note 1	86,315	-	
Futaihua Industrial (Shenzhen) Co., Ltd.	Hongfu (Shenzhen) Equity Investment Fund Management Co., Ltd.	Subsidiary	Sales	225,417	-	Net 30 days	Note 1	Note 1	-	-	
Futaihua Industrial (Shenzhen) Co., Ltd.	General Interface Solution Limited	Affiliate	Purchases	354,938	-	Payment term 90 days	Note 1	Note 1	( 107,875)	-	
Futaihua Industrial (Shenzhen) Co., Ltd.	Foxconn Technology Pte. Ltd.	Affiliate	Purchases	567,616	-	Payment term 90 days	Note 1	Note 1	( 100,877)	-	

Purchaser/seller	Counterparty	Relationship with the counterparty	Purchases (sales)	Differences in transaction terms compared to third party							Notes/accounts receivable (payable)	Footnote
				Transaction		transactions			Balance	Percentage of total notes/accounts receivable (payable)		
				Amount	Percentage of total purchases (sales)	Credit term	Unit price	Credit term				
Futaihua Industrial (Shenzhen) Co., Ltd.	Garuda International Limited	Affiliate	Purchases	\$ 140,864	-	Payment term 90 days	Note 1	Note 1	(\$ 31,328)	-		
Futaihua Industrial (Shenzhen) Co., Ltd.	G-TECH Optoelectronics Corporation	Affiliate	Sales	785,056	-	Net 45 days	Note 1	Note 1	147,391	-		
Futaihua Industrial (Shenzhen) Co., Ltd.	Nanjing Sharp Electronics Co., Ltd.	Affiliate	Sales	500,885	-	Payment term 60 days	Note 1	Note 1	3	-		
HongFuJin Precision Electronics (ChongQing) Co., Ltd.	Hightech Electronics Components Inc.	Subsidiary	Sales	1,859,963	4	Payment term 60 days	Note 1	Note 1	95,445	1		
HongFuJin Precision Electronics (ChongQing) Co., Ltd.	Hongfujin Precision Industry (Wuhan) Co., Ltd.	Subsidiary	Sales	202,991	-	Payment term 90 days	Note 1	Note 1	68,541	-		
HongFuJin Precision Electronics (ChongQing) Co., Ltd.	Foxconn Image & Printing Product Pte. Ltd.	Subsidiary	Sales	3,830,827	9	Payment term 60 days	Note 1	Note 1	392,487	3		
HongFuJin Precision Electronics (ChongQing) Co., Ltd.	Fujun Precision Electronics (Chongqing) Co., Ltd.	Subsidiary	Sales	7,811,855	18	Payment term 90 days	Note 1	Note 1	3,108,736	22		
HongFuJin Precision Electronics (ChongQing) Co., Ltd.	Fusing International Inc.	Subsidiary	Sales	6,815,562	16	Net 60 days	Note 1	Note 1	3,447,377	25		
HongFuJin Precision Electronics (ChongQing) Co., Ltd.	Competition Team Ireland Limited	Subsidiary	Sales	19,171,248	45	Net 60 days	Note 1	Note 1	5,667,398	41		
HongFuJin Precision Electronics (ChongQing) Co., Ltd.	Simply Smart Limited	Subsidiary	Sales	491,068	1	Net 60 days	Note 1	Note 1	76,626	1		
HongFuJin Precision Electronics (ChongQing) Co., Ltd.	Chongqing Jingmei Precision Electronic Co., Ltd.	Subsidiary	Sales	244,892	1	Net 90 days	Note 1	Note 1	131,496	1		
HongFuJin Precision Electronics (ChongQing) Co., Ltd.	Foxconn Japan Co., Ltd.	Subsidiary	Sales	596,507	1	Payment term 60 days	Note 1	Note 1	220,511	2		
HongFuJin Precision Electronics (ChongQing) Co., Ltd.	Interface Technology (Chengdu) Co., Ltd.	Affiliate	Sales	422,799	1	Payment term 60 days	Note 1	Note 1	194,101	1		
HongFuJin Precision Electronics (ChongQing) Co., Ltd.	General Interface Solution Limited	Affiliate	Purchases	431,804	1	60 days after validation	Note 1	Note 1	( 164,199) (	2)		
HongFuJin Precision Electronics (ChongQing) Co., Ltd.	Innolux Corporation	Other related party	Purchases	1,177,343	3	Net 90 days	Note 1	Note 1	( 214,537) (	3)		
Foxconn Precision Electronics (YanTai) Co., Ltd.	Futaijing Precision Electrons (Yantai) Co., Ltd.	Subsidiary	Sales	1,923,097	39	Payment term 90 days	Note 1	Note 1	549,139	32		
Foxconn Precision Electronics (YanTai) Co., Ltd.	Hongfutai Precision Electronics (Yantai) Co., Ltd.	Subsidiary	Sales	171,395	3	Net 90 days	Note 1	Note 1	24,333	1		
Foxconn Precision Electronics (YanTai) Co., Ltd.	Hongfujin Precision Electronics (Yantai) Co., Ltd.	Subsidiary	Sales	1,605,244	32	Net 90 days	Note 1	Note 1	788,972	46		
Foxconn Precision Electronics (YanTai) Co., Ltd.	HongFuJing Precision Electronics (TianJin) Co., Ltd.	Subsidiary	Sales	106,318	2	Net 60 days	Note 1	Note 1	36,634	2		
Foxconn Precision Electronics (YanTai) Co., Ltd.	Yantai Fuzhun Precision Electronics Co., Ltd.	Affiliate	Sales	113,280	2	Net 90 days	Note 1	Note 1	7,954	-		
Foxconn Precision Electronics (YanTai) Co., Ltd.	Yantai Fuzhun Precision Electronics Co., Ltd.	Affiliate	Purchases	899,344	20	Net 90 days	Note 1	Note 1	( 195,044) (	20)		
Foxconn Precision Electronics (YanTai) Co., Ltd.	Foxconn Technology Co., Ltd.	Affiliate	Sales	186,144	4	Payment term 90 days	Note 1	Note 1	131,142	8		
Foxconn Precision Electronics (YanTai) Co., Ltd.	Sharp Hong Kong Limited	Affiliate	Purchases	398,737	9	Net 60 days	Note 1	Note 1	( 93,797) (	10)		

Purchaser/seller	Counterparty	Relationship with the counterparty	Transaction		Differences in transaction terms compared to third party transactions				Notes/accounts receivable (payable)		Footnote
			Purchases (sales)	Amount	Percentage of total purchases		Unit price	Credit term	Balance	Percentage of total notes/accounts receivable (payable)	
					(sales)	Credit term					
HongFuJin Precision Electronics (TianJin) Co., Ltd.	Ingrasys Technology Co., Ltd.	Subsidiary	Sales	\$ 808,167	1	Net 90 days	Note 1	Note 1	\$ 161,666	-	
HongFuJin Precision Electronics (TianJin) Co., Ltd.	Ingrasys Technology USA Inc.	Subsidiary	Sales	895,906	1	Net 90 days	Note 1	Note 1	108,212	-	
HongFuJin Precision Electronics (TianJin) Co., Ltd.	Profit New Limited	Subsidiary	Sales	78,264,129	69	Payment term 30 days	Note 1	Note 1	19,238,532	55	
HongFuJin Precision Electronics (TianJin) Co., Ltd.	Ingrasys (Singapore) Pte. Ltd.	Subsidiary	Sales	15,355,409	13	Net 30 days	Note 1	Note 1	4,971,867	14	
HongFuJin Precision Electronics (TianJin) Co., Ltd.	Cloud Network Technology Singapore Pte. Ltd.	Subsidiary	Sales	1,114,826	1	Net 90 days	Note 1	Note 1	552,121	2	
HongFuJin Precision Electronics (TianJin) Co., Ltd.	Fuhong Cloud Computing (Tianjin) Co., Ltd.	Subsidiary	Sales	17,615,395	15	Net 75 days	Note 1	Note 1	9,013,643	26	
HongFuJin Precision Electronics (TianJin) Co., Ltd.	Foxconn Technology Co., Ltd.	Affiliate	Purchases	116,915	-	Payment term 90 days	Note 1	Note 1	( 30,788)	-	
HongFuJin Precision Electronics (TianJin) Co., Ltd.	Garuda International Limited	Affiliate	Purchases	255,963	1	Payment term 90 days	Note 1	Note 1	( 69,872)	( 1)	
HongFuJin Precision Electronics (ChengDu) Co., Ltd.	Futaihua Industrial (Shenzhen) Co., Ltd.	Subsidiary	Sales	284,792	-	Payment term 90 days	Note 1	Note 1	4,856	-	
HongFuJin Precision Electronics (ChengDu) Co., Ltd.	Falcon Precision Trading Pte. Ltd.	Subsidiary	Sales	619,002,511	97	Net 90 days	Note 1	Note 1	198,415,915	97	
HongFuJin Precision Electronics (ChengDu) Co., Ltd.	General Interface Solution Limited	Affiliate	Purchases	2,032,990	-	Payment term 90 days	Note 1	Note 1	( 702,201)	-	
HongFuJin Precision Electronics (ChengDu) Co., Ltd.	Garuda International Limited	Affiliate	Purchases	541,815	-	60 days after validation	Note 1	Note 1	( 114,418)	-	
HongFuJin Precision Electronics (ChengDu) Co., Ltd.	Cheng Uei Precision Industry Co., Ltd.	Other related party	Purchases	267,052	-	Payment term 90 days	Note 1	Note 1	( 79,648)	-	
FuTaiHua Precision Electronics (ChengDu) Co., Ltd.	Hongfujin Precision Electronics (Chengdu) Co., Ltd.	Subsidiary	Sales	770,635	78	Net 90 days	Note 1	Note 1	296,308	87	
FuDing Precision Industrial (ZhengZhou) Co., Ltd.	Foxconn Interconnect Technology Limited	Subsidiary	Sales	2,600,551	67	Payment term 90 days	Note 1	Note 1	915,981	80	
FuDing Precision Industrial (ZhengZhou) Co., Ltd.	Henan Yuzhan Precision Technology Co., Ltd.	Subsidiary	Sales	742,728	19	Payment term 60 days	Note 1	Note 1	127,514	11	
YanTai FuHuaDa Precision Co., Ltd.	Nanjing Sharp Electronics Co., Ltd.	Affiliate	Purchases	405,314	42	Net 60 days	Note 1	Note 1	( 187,000)	( 50)	
YanTai FuHuaDa Precision Co., Ltd.	Sharp Universal Technology (SZ) Co., Ltd.	Affiliate	Sales	535,164	47	Net 45 days	Note 1	Note 1	105,772	29	
AnPinDa Precision Industrial (HuiZhou) Co., Ltd.	Hongfujin Precision Electronics (Chengdu) Co., Ltd.	Subsidiary	Sales	393,998	19	Payment term 90 days	Note 1	Note 1	839	-	
AnPinDa Precision Industrial (HuiZhou) Co., Ltd.	Shenzhenshi Yuzhan Precision Technology Co., Ltd.	Subsidiary	Sales	115,989	5	Net 60 days	Note 1	Note 1	43,777	7	
AnPinDa Precision Industrial (HuiZhou) Co., Ltd.	Shenzhen FuLian Fugui Precision Industry Co., Ltd.	Subsidiary	Sales	168,686	8	Net 30 days	Note 1	Note 1	72,334	11	
Jusda Supply Chain Management International Co., Ltd.	Shanghai Futaitong Plan International Logistics Co., Ltd.	Subsidiary	Sales	248,460	7	Net 30 days	Note 1	Note 1	43,535	3	
Jusda Supply Chain Management International Co., Ltd.	Shenzhen Fertile Plan international Logistics Co., Ltd.	Subsidiary	Sales	101,571	3	Net 30 days	Note 1	Note 1	85,242	6	

Purchaser/seller	Counterparty	Relationship with the counterparty	Purchases (sales)	Differences in transaction terms compared to third party							Notes/accounts receivable (payable)	Percentage of total notes/accounts receivable (payable)	Footnote
				Transaction		transactions		Notes/accounts receivable (payable)					
				Amount	Percentage of total purchases (sales)	Credit term	Unit price	Credit term	Balance				
Jusda Supply Chain Management International Co., Ltd.	Hongfujin Precision Electronics (Chengdu) Co., Ltd.	Subsidiary	Sales	\$ 166,320	5	Payment term 90 days	Note 1	Note 1	\$ 174,728		11		
Jusda Supply Chain Management International Co., Ltd.	Jusda International Limited	Subsidiary	Sales	135,513	4	Net 30 days	Note 1	Note 1	24,298		2		
Jusda Supply Chain Management International Co., Ltd.	Foshan Innolux Optoelectronics Ltd.	Other related party	Sales	652,600	18	Net 90 days	Note 1	Note 1	124,565		8		
Jusda Supply Chain Management International Co., Ltd.	Dynabook Technology (Hangzhou) Inc.	Affiliate	Sales	105,493	3	Payment term 60 days	Note 1	Note 1	20,339		1		
Jusda Supply Chain Management International Co., Ltd.	FSK L&S (Shanghai) Co., Ltd.	Affiliate	Sales	133,862	4	Net 30 days	Note 1	Note 1	71,034		5		
Fulian System Integration Electronics (Hangzhou) Co., Ltd.	Fulian System Integration Electronics (Haining) Co., Ltd.	Subsidiary	Sales	4,536,306	8	Net 30 days	Note 1	Note 1	272,203		4		
Nanning Fugui Precision Industrial Co., Ltd.	Mega Well Limited	Subsidiary	Sales	87,240,569	62	Payment term 30 days	Note 1	Note 1	32,178,919		73		
Nanning Fugui Precision Industrial Co., Ltd.	Chongqing Fugui Electronics Co., Ltd.	Subsidiary	Sales	147,930	-	Payment term 30 days	Note 1	Note 1	77,767		-		
Nanning Fugui Precision Industrial Co., Ltd.	Cloud Network Technology Singapore Pte. Ltd.	Subsidiary	Sales	193,502	-	Payment term 30 days	Note 1	Note 1	479		-		
Nanning Fugui Precision Industrial Co., Ltd.	Fuhong Precision Component (Bac Giang) Limited	Subsidiary	Sales	110,824	-	Payment term 30 days	Note 1	Note 1	17,443		-		
FuTaiHua Precision Electronics (ZhengZhou) Co., Ltd.	Henan Yuzhan Precision Technology Co., Ltd.	Subsidiary	Sales	441,508	1	Payment term 30 days	Note 1	Note 1	69,954		-		
FuTaiHua Precision Electronics (ZhengZhou) Co., Ltd.	IPL International Limited	Subsidiary	Sales	65,380,659	99	Payment term 90 days	Note 1	Note 1	24,009,493		99		
FuTaiHua Precision Electronics (ZhengZhou) Co., Ltd.	Hon Fujin Precision Industry (Taiyuan) Co., Ltd.	Affiliate	Purchases	110,059	-	Payment term 30 days	Note 1	Note 1	-		-		
HongFuJin Precision Electronics (ZhengZhou) Co., Ltd.	Foxconn Precision Electronics (Taiyuan) Co., Ltd.	Subsidiary	Sales	9,681,128	1	Payment term 90 days	Note 1	Note 1	2,745,932		-		
HongFuJin Precision Electronics (ZhengZhou) Co., Ltd.	HeNan YuZhan Technology Limited	Subsidiary	Sales	197,977	-	Payment term 90 days	Note 1	Note 1	342,916		-		
HongFuJin Precision Electronics (ZhengZhou) Co., Ltd.	Hongfusheng Precision Electronics (Zhengzhou) Co., Ltd.	Subsidiary	Sales	559,452	-	Payment term 90 days	Note 1	Note 1	117,513		-		
HongFuJin Precision Electronics (ZhengZhou) Co., Ltd.	Henan Fuchi Technology Co., Ltd.	Subsidiary	Sales	44,772,905	3	Net 45 days	Note 1	Note 1	175,072		-		
HongFuJin Precision Electronics (ZhengZhou) Co., Ltd.	Foxconn Singapore Pte. Ltd.	Subsidiary	Sales	1,679,976,288	96	Payment term 90 days	Note 1	Note 1	541,612,000		99		
HongFuJin Precision Electronics (ZhengZhou) Co., Ltd.	Foxconn Brasil Industria E Comercio Ltda.	Subsidiary	Sales	3,090,425	-	Payment term 90 days	Note 1	Note 1	2,345,439		-		
HongFuJin Precision Electronics (ZhengZhou) Co., Ltd.	Foxconn Hon Hai Technology India Mega Development Private Limited	Subsidiary	Sales	3,266,215	-	Net 120 days	Note 1	Note 1	1,967,481		-		
HongFuJin Precision Electronics (ZhengZhou) Co., Ltd.	Garuda International Limited	Affiliate	Purchases	133,806	-	Payment term 90 days	Note 1	Note 1	( 79,976)		-		
Profit New Limited	Ingrasys Technology Co., Ltd.	Subsidiary	Sales	37,637,509	-	Net 30 days	Note 1	Note 1	18,708,511		37		
Profit New Limited	Hongfujing Precision Electronics (Tianjin) Co., Ltd.	Subsidiary	Sales	5,146,331	-	Payment term 30 days	Note 1	Note 1	1,827,879		4		

Purchaser/seller	Counterparty	Relationship with the counterparty	Transaction		Differences in transaction terms compared to third party transactions				Notes/accounts receivable (payable)		Footnote
			Purchases (sales)	Amount	Percentage of total purchases		Unit price	Credit term	Balance	Percentage of total notes/accounts receivable (payable)	
					(sales)	Credit term					
Profit New Limited	Ingrasys (Singapore) Pte. Ltd.	Subsidiary	Sales	\$ 323,079	-	Payment term 30 days	Note 1	Note 1	\$ 126,829	-	
Profit New Limited	Cloud Network Technology Singapore Pte. Ltd.	Subsidiary	Sales	56,337,925	1	Payment term 30 days	Note 1	Note 1	15,288,081	30	
Profit New Limited	Cloud Network Technology USA Inc.	Subsidiary	Sales	351,138	-	Payment term 30 days	Note 1	Note 1	14,659	-	
Mega Well Limited	Shenzhen FuLian Fugui Precision Industry Co., Ltd.	Subsidiary	Sales	381,031	-	Net 30 days	Note 1	Note 1	53,812	-	
Mega Well Limited	Cloud Network Technology Singapore Pte. Ltd.	Subsidiary	Sales	203,428,041	99	Net 30 days	Note 1	Note 1	67,515,430	100	
Mega Well Limited	Yuzhang Precision Technology Japan Co., Ltd.	Subsidiary	Sales	1,592,269	1	Net 30 days	Note 1	Note 1	-	-	
Mega Well Limited	Cloud Network Technology USA Inc.	Subsidiary	Sales	520,741	-	Net 30 days	Note 1	Note 1	-	-	
Fast Victor Limited	Best Behaviour Holdings Limited	Subsidiary	Sales	6,726,602	2	Payment term 90 days	Note 1	Note 1	6,647,352	6	
Fast Victor Limited	Foxconn Precision Electronics (Taiyuan) Co., Ltd.	Subsidiary	Sales	40,635,479	9	Net 90 days	Note 1	Note 1	17,299,010	16	
Fast Victor Limited	Hon Fujin Precision Industry (Taiyuan) Co., Ltd.	Affiliate	Sales	16,542,506	4	Net 90 days	Note 1	Note 1	3,293,973	3	
Fast Victor Limited	Hon Fujin Precision Industry (Taiyuan) Co., Ltd.	Affiliate	Purchases	2,100,806	-	Net 90 days	Note 1	Note 1	( 140,182)	-	
Competition Team Ireland Limited	Foxconn European Manufacturing Services S.R.O.	Subsidiary	Sales	1,649,300	5	Net 45 days	Note 1	Note 1	551,991	6	
Competition Team Ireland Limited	Honfujin Precision Electronics (Chongqing) Co., Ltd.	Subsidiary	Sales	9,458,290	27	Net 10 days	Note 1	Note 1	276,621	3	
Competition Team Ireland Limited	Chongqing Jingmei Precision Electronic Co., Ltd.	Subsidiary	Sales	6,384,229	18	Net 60 days	Note 1	Note 1	2,285,290	25	
Competition Team Ireland Limited	Cloud Network Technology Singapore Pte. Ltd.	Subsidiary	Sales	138,226	-	Payment term 30 days	Note 1	Note 1	22,240	-	
Competition Team Ireland Limited	Innolux Corporation	Other related party	Purchases	173,615	-	Payment term 60 days	Note 1	Note 1	( 4,979)	-	
WWW (Jin Cheng) Co., Ltd.	Triple Win Technology (JinCheng) Co., Ltd.	Subsidiary	Sales	124,141	20	Net 30 days	Note 1	Note 1	19,685	41	
ZhengZhou Justa Logistics Co., Ltd.	Jusda International Limited	Subsidiary	Sales	207,769	27	Net 30 days	Note 1	Note 1	43,857	18	
Mexus Solutions Inc.	Simply Smart Limited	Subsidiary	Sales	157,226	55	Payment term 30 days	Note 1	Note 1	32,746	71	
Foxconn Precision Electronics (TaiYuan) Co., Ltd.	Hongfujin Precision Electronics (Zhenzhou) Co., Ltd.	Subsidiary	Sales	109,932	-	Net 90 days	Note 1	Note 1	292	-	
Foxconn Precision Electronics (TaiYuan) Co., Ltd.	Fast Victor Limited	Subsidiary	Sales	390,171,113	97	Net 90 days	Note 1	Note 1	71,713,591	94	
Foxconn Precision Electronics (TaiYuan) Co., Ltd.	Taiyuan Fuchi Technology Co., Ltd.	Subsidiary	Sales	361,731	-	Net 90 days	Note 1	Note 1	408,958	1	
Foxconn Precision Electronics (TaiYuan) Co., Ltd.	Foxconn Brasil Industria E Comercio Ltda.	Subsidiary	Sales	8,104,628	2	Payment term 90 days	Note 1	Note 1	4,081,847	5	



Purchaser/seller	Counterparty	Relationship with the counterparty	Purchases (sales)	Differences in transaction terms compared to third party							Footnote
				Transaction		transactions			Notes/accounts receivable (payable)		
				Amount	Percentage of total purchases (sales)	Credit term	Unit price	Credit term	Balance	Percentage of total notes/accounts receivable (payable)	
Foxconn Precision Electronics (TaiYuan) Co., Ltd.	HongFuJin Precision Industry (Taiyuan) Co., Ltd.	Affiliate	Purchases	\$ 16,530,846	4	Payment term 30 days	Note 1	Note 1	\$ -	-	
Foxconn Precision Electronics (TaiYuan) Co., Ltd.	Garuda International Limited	Affiliate	Purchases	525,817	-	Net 90 days	Note 1	Note 1	( 149,594)	-	
Foxconn Precision Electronics (TaiYuan) Co., Ltd.	Sharp Corporation	Affiliate	Purchases	163,874	-	Net 60 days	Note 1	Note 1	( 22,121)	-	
Simply Smart Limited	FIH (Hong Kong) Limited	Subsidiary	Sales	453,360	1	Net 90 days	Note 1	Note 1	162,223	1	
Simply Smart Limited	Foxconn (Far East) Limited	Subsidiary	Sales	1,028,121	2	Net 60 days	Note 1	Note 1	98,544	1	
Simply Smart Limited	Futaihua Industrial (Shenzhen) Co., Ltd.	Subsidiary	Sales	40,574,615	95	Net 60 days	Note 1	Note 1	17,311,557	97	
Simply Smart Limited	Honfujin Precision Electronics (Chongqing) Co., Ltd.	Subsidiary	Sales	489,850	1	Net 60 days	Note 1	Note 1	97,179	1	
Scientific-Atlanta De Mexico S. De R. L. De C. V.	Cloud Network Technology Singapore Pte. Ltd.	Subsidiary	Sales	2,402,773	100	60 days after validation	Note 1	Note 1	290,685	100	
Fulian Technology (Jiyuan) Co., Ltd.	Futaihua Precision Electronics (Zhenzhou) Co., Ltd.	Subsidiary	Sales	435,193	1	Payment term 90 days	Note 1	Note 1	300,762	2	
Fulian Technology (Jiyuan) Co., Ltd.	Jincheng Futaihua Precision Electronic Co., Ltd.	Subsidiary	Sales	175,325	-	Net 90 days	Note 1	Note 1	1,297	-	
Fulian Technology (Jiyuan) Co., Ltd.	Shenzhen Yuzhan Precision Technology Co., Ltd.	Subsidiary	Sales	140,142	-	Net 30 days	Note 1	Note 1	56,830	-	
Fulian Technology (Jiyuan) Co., Ltd.	Fulian Technology (Shanxi) Co., Ltd.	Subsidiary	Sales	402,429	1	Net 60 days	Note 1	Note 1	7,338	-	
Fulian Technology (Jiyuan) Co., Ltd.	IPL International Limited	Subsidiary	Sales	42,095,625	90	Net 45 days	Note 1	Note 1	16,178,393	95	
Fulian Technology (Jiyuan) Co., Ltd.	Fulian Technology (Wuhan) Co., Ltd.	Subsidiary	Sales	1,105,754	2	Net 90 days	Note 1	Note 1	50,245	-	
Fulian Technology (Jiyuan) Co., Ltd.	Fulian Technology (Hebi) Co., Ltd.	Subsidiary	Sales	109,878	-	60 days after validation	Note 1	Note 1	-	-	
Fulian Technology (Jiyuan) Co., Ltd.	Fulian Technology (Lankao) Co., Ltd.	Subsidiary	Sales	767,829	2	Net 30 days	Note 1	Note 1	133,843	1	
Fulian Technology (Jiyuan) Co., Ltd.	Zhoukou Gengde Electronics Co., Ltd.	Affiliate	Purchases	117,226	1	Net 30 days	Note 1	Note 1	( 46,895)	( 1)	
HongFuJin Precision Industry (HengYang) Co., Ltd.	FIH (Hong Kong) Limited	Subsidiary	Sales	635,725	69	Net 90 days	Note 1	Note 1	313,072	67	
Shen Zhen Fu Neng New Energy Technology Co., Ltd.	FIH Precision Electronics (Lang Fang) Co., Ltd.	Subsidiary	Sales	138,280	10	Net 30 days	Note 1	Note 1	5,790	3	
Foxconn Interconnect Technology Limited	Ingrasys Technology Co., Ltd.	Subsidiary	Sales	245,271	-	Payment term 90 days	Note 1	Note 1	89,236	-	
Foxconn Interconnect Technology Limited	Fu Ding Precision Components (Shenzhen) Co., Ltd.	Subsidiary	Sales	1,977,078	2	Net 60 days	Note 1	Note 1	532,057	2	
Foxconn Interconnect Technology Limited	Foxconn (Kunshan) Computer Connector Co., Ltd.	Subsidiary	Sales	4,054,087	4	Payment term 90 days	Note 1	Note 1	616,558	2	
Foxconn Interconnect Technology Limited	Hongfutai Precision Electronics (Yantai) Co., Ltd.	Subsidiary	Sales	141,546	-	Payment term 60 days	Note 1	Note 1	46,862	-	

Purchaser/seller	Counterparty	Relationship with the counterparty	Transaction		Differences in transaction terms compared to third party transactions				Notes/accounts receivable (payable)		Footnote
			Purchases (sales)	Amount	Percentage of total purchases (sales)	Credit term	Unit price	Credit term	Balance	Percentage of total notes/accounts receivable (payable)	
Foxconn Interconnect Technology Limited	Foxconn European Manufacturing Services S.R.O.	Subsidiary	Sales	\$ 180,359	-	Payment term 60 days	Note 1	Note 1	\$ 37,293	-	
Foxconn Interconnect Technology Limited	Fuyu Electrical Technology (Huaian) Co., Ltd.	Subsidiary	Sales	1,008,529	1	Net 60 days	Note 1	Note 1	197,687	1	
Foxconn Interconnect Technology Limited	Hongfujin Precision Industry (Wuhan) Co., Ltd.	Subsidiary	Sales	1,923,958	2	Net 30 days	Note 1	Note 1	380,537	1	
Foxconn Interconnect Technology Limited	Hongfujin Precision Electronics (Yantai) Co., Ltd.	Subsidiary	Sales	400,944	-	Payment term 90 days	Note 1	Note 1	88,198	-	
Foxconn Interconnect Technology Limited	Huaian Fultong Trading Co., Ltd.	Subsidiary	Sales	2,282,481	2	Payment term 90 days	Note 1	Note 1	300,463	1	
Foxconn Interconnect Technology Limited	Futaihua Industrial (Shenzhen) Co., Ltd.	Subsidiary	Sales	246,553	-	Payment term 60 days	Note 1	Note 1	120,684	-	
Foxconn Interconnect Technology Limited	Foxconn Precision Electronics (Yantai) Co., Ltd.	Subsidiary	Sales	169,598	-	Payment term 90 days	Note 1	Note 1	64,909	-	
Foxconn Interconnect Technology Limited	Hongfujin Precision Electronics (Tianjin) Co., Ltd.	Subsidiary	Sales	1,271,521	1	Payment term 90 days	Note 1	Note 1	253,843	1	
Foxconn Interconnect Technology Limited	Nanning Fugui Precision Industrial Co., Ltd.	Subsidiary	Sales	388,504	-	Payment term 90 days	Note 1	Note 1	94,049	-	
Foxconn Interconnect Technology Limited	Foxconn Interconnect Technology Singapore Pte. Ltd.	Subsidiary	Sales	1,795,745	2	Payment term 90 days	Note 1	Note 1	505,731	2	
Foxconn Interconnect Technology Limited	FIT Electronics, Inc.	Subsidiary	Sales	3,340,273	3	Payment term 90 days	Note 1	Note 1	1,172,899	4	
Foxconn Interconnect Technology Limited	New Wing Interconnect Technology (Bac Giang) Limited	Subsidiary	Sales	7,753,141	8	Payment term 90 days	Note 1	Note 1	2,004,825	7	
Foxconn Interconnect Technology Limited	Henan Fuchi Technology Co., Ltd.	Subsidiary	Sales	267,396	-	Net 45 days	Note 1	Note 1	160,045	1	
Foxconn Interconnect Technology Limited	Shenzhen Fulian Fugui Precision Industrial Co., Ltd.	Subsidiary	Sales	553,077	1	Payment term 90 days	Note 1	Note 1	82,160	-	
Foxconn Interconnect Technology Limited	Cloud Network Technology Singapore Pte. Ltd.	Subsidiary	Sales	690,213	1	Payment term 60 days	Note 1	Note 1	152,270	-	
Foxconn Interconnect Technology Limited	Belkin International, Inc.	Subsidiary	Sales	5,617,757	6	Payment term 60 days	Note 1	Note 1	3,332,152	11	
Foxconn Interconnect Technology Limited	NSG Technology Inc.	Subsidiary	Sales	107,489	-	Payment term 30 days	Note 1	Note 1	13,983	-	
Foxconn Interconnect Technology Limited	Fuhong Precision Component (Bac Giang) Limited	Subsidiary	Sales	260,694	-	Payment term 90 days	Note 1	Note 1	96,715	-	
Foxconn Interconnect Technology Limited	Foxconn Brasil Industria E Comercio Ltda.	Subsidiary	Sales	293,156	-	Payment term 60 days	Note 1	Note 1	101,750	-	
Foxconn Interconnect Technology Limited	Foxconn Technology Co., Ltd.	Affiliate	Sales	110,092	-	Payment term 90 days	Note 1	Note 1	10,085	-	
Foxconn Interconnect Technology Limited	Pan-International Industrial Corp.	Affiliate	Sales	1,184,255	1	Payment term 90 days	Note 1	Note 1	422,662	1	
Foxconn Interconnect Technology Limited	Tekcon Electronics Corp.	Affiliate	Sales	595,244	1	Payment term 60 days	Note 1	Note 1	309,774	1	
Foxconn Interconnect Technology Limited	New Ocean Precision Component (Jiangxi) Co., Ltd.	Affiliate	Sales	456,491	-	Payment term 60 days	Note 1	Note 1	127,357	-	

Purchaser/seller	Counterparty	Relationship with the counterparty	Transaction		Differences in transaction terms compared to third party transactions				Notes/accounts receivable (payable)		Footnote
			Purchases (sales)	Amount	Percentage of total purchases		Unit price	Credit term	Balance	Percentage of total notes/accounts receivable (payable)	
					(sales)	Credit term					
Foxconn Interconnect Technology Limited	New Ocean Precision Component (Jiangxi) Co., Ltd.	Affiliate	Purchases	\$ 2,555,877	3	Net 15 days	Note 1	Note 1	(\$ 671,304)	-	
Foxconn Interconnect Technology Limited	Avary Holding (Shenzhen) Co., Ltd.	Affiliate	Sales	1,638,746	2	Payment term 90 days	Note 1	Note 1	517,228	2	
Foxconn Interconnect Technology Limited	Hong Qi Sheng Precision Electronics (Qinhuangdao) Co., Ltd.	Affiliate	Sales	748,480	1	Payment term 90 days	Note 1	Note 1	257,862	1	
Foxconn Interconnect Technology Limited	Cheng Uei Precision Industry Co., Ltd.	Other related party	Sales	1,090,555	1	Net 60 days	Note 1	Note 1	245,340	1	
ScienBizIP Consulting Inc.	FG Innovation Company Limited	Subsidiary	Sales	183,428	34	Payment term 90 days	Note 1	Note 1	112,782	68	
Foxconn Interconnect Technology Singapore Pte. Ltd.	FIH (Hong Kong) Limited	Subsidiary	Sales	357,203	20	Payment term 90 days	Note 1	Note 1	10,344	3	
New Beyond Maximum Industrial Limited	Foxconn Interconnect Technology Limited	Subsidiary	Sales	59,947,047	100	Payment term 60 days	Note 1	Note 1	15,553,667	100	
FIT Electronics, Inc.	New Beyond Maximum Industrial Limited	Subsidiary	Sales	634,937	13	Payment term 30 days	Note 1	Note 1	60,028	7	
Fuguikang Precision Electrons (Guizhou) Co., Ltd.	Hongfujin Precision Electronics (Yantai) Co., Ltd.	Subsidiary	Sales	101,029	8	Payment term 90 days	Note 1	Note 1	26,550	6	
Jusda International Limited	Ingrasys Technology Co., Ltd.	Subsidiary	Sales	487,600	2	Net 60 days	Note 1	Note 1	89,950	1	
Jusda International Limited	Jusda Supply Chain Management International Co., Ltd.	Subsidiary	Sales	966,696	5	Net 180 days	Note 1	Note 1	88,309	1	
Jusda International Limited	Competition Team Ireland Limited	Subsidiary	Sales	726,572	4	Net 60 days	Note 1	Note 1	315,474	5	
Jusda International Limited	Foxconn Interconnect Technology Limited	Subsidiary	Sales	103,198	1	Net 60 days	Note 1	Note 1	21,161	-	
Jusda International Limited	Jusda Europe S.R.O.	Subsidiary	Sales	126,687	1	Net 180 days	Note 1	Note 1	44,097	1	
Jusda International Limited	Sharp Jusda Logistics Corporation	Subsidiary	Sales	4,512,038	23	Net 180 days	Note 1	Note 1	1,642,403	27	
Jusda International Limited	Cloud Network Technology Singapore Pte. Ltd.	Subsidiary	Sales	1,689,833	9	Net 60 days	Note 1	Note 1	463,053	8	
Jusda International Limited	Cloud Network Technology USA Inc.	Subsidiary	Sales	277,300	1	Net 30 days	Note 1	Note 1	3,469	-	
Jusda International Limited	Jusda Supply Chain Management Corporation	Subsidiary	Sales	198,295	1	Net 180 days	Note 1	Note 1	281,461	5	
Jusda International Limited	Fortunebay Technology Pte. Ltd.	Subsidiary	Sales	198,999	1	Net 30 days	Note 1	Note 1	92,080	1	
Jusda International Limited	Bang Tai International Logistics Co., Ltd.	Subsidiary	Sales	132,082	1	Net 180 days	Note 1	Note 1	57,758	1	
Jusda International Limited	Innolux Corporation	Other related party	Sales	1,141,607	6	Net 90 days	Note 1	Note 1	163,650	3	
Jusda International Limited	Innolux USA Inc.	Other related party	Sales	559,019	3	Net 30 days	Note 1	Note 1	187,182	3	
Jusda International Limited	Foxconn Technology Pte. Ltd.	Affiliate	Sales	113,146	1	Net 60 days	Note 1	Note 1	24,663	-	
Chongqing Hongteng Technology Co., Ltd.	Foxconn Interconnect Technology Limited	Subsidiary	Sales	1,022,675	80	Payment term 30 days	Note 1	Note 1	62,306	100	

Purchaser/seller	Counterparty	Relationship with the counterparty	Purchases (sales)	Differences in transaction terms compared to third party							Notes/accounts receivable (payable)	Percentage of total notes/accounts receivable (payable)	Footnote
				Transaction		transactions			Notes/accounts receivable (payable)				
				Amount	Percentage of total purchases (sales)	Credit term	Unit price	Credit term	Balance				
ChongQing Jingmei Precision Electronic Co., Ltd.	Honfujin Precision Electronics (Chongqing) Co., Ltd.	Subsidiary	Sales	\$ 6,645,486	100	90 days after validation	Note 1	Note 1	\$ 1,937,477		100		
Kunshan Fuchengke Precision Electronical Co., Ltd.	Fuyu Electrical Technology (Huaian) Co., Ltd.	Subsidiary	Sales	346,837	4	Net 90 days	Note 1	Note 1	115,390		4		
Kunshan Fuchengke Precision Electronical Co., Ltd.	Pan-International Industrial Corp.	Affiliate	Purchases	105,894	1	90 days after validation	Note 1	Note 1	( 62,265)	(	2)		
Kunshan Fuchengke Precision Electronical Co., Ltd.	Pan-International Sunrise Trading Corp.	Affiliate	Purchases	112,777	1	90 days after validation	Note 1	Note 1	( 42,031)	(	1)		
Kunshan Fuchengke Precision Electronical Co., Ltd.	Wuxi Sharp Electronic Components Co., Ltd.	Affiliate	Sales	231,789	3	Payment term 90 days	Note 1	Note 1	46,221		2		
Fumeng Electrical Technology (Heze) Co., Ltd.	Foxconn Interconnect Technology Limited	Subsidiary	Sales	289,063	99	Payment term 60 days	Note 1	Note 1	9,628		84		
eCMMS Precision Singapore Pte. Ltd.	Competition Team Technology USA Inc.	Subsidiary	Sales	46,890,816	42	Payment term 75 days	Note 1	Note 1	9,999,483		38		
eCMMS Precision Singapore Pte. Ltd.	Cloud Network Technology Singapore Pte. Ltd.	Subsidiary	Sales	7,980,347	7	Net 120 days	Note 1	Note 1	2,831,481		11		
eCMMS Precision Singapore Pte. Ltd.	Eson Precision Industry (Singapore) Pte. Ltd.	Affiliate	Purchases	2,165,471	2	Payment term 30 days	Note 1	Note 1	( 395,137)	(	2)		
eCMMS Precision Singapore Pte. Ltd.	Nanjing Sharp Electronics Co., Ltd.	Affiliate	Purchases	314,486	-	Payment term 60 days	Note 1	Note 1	( 126,274)	(	1)		
eCMMS Precision Singapore Pte. Ltd.	Sharp Corporation Mexico, S.A. De C.V.	Affiliate	Sales	536,622	-	Net 75 days	Note 1	Note 1	224,057		1		
eCMMS Precision Singapore Pte. Ltd.	Sharp Electronics Corporation	Affiliate	Sales	410,118	-	Payment term 40 days	Note 1	Note 1	134,943		1		
Chendu Zhuren Technology Co., Ltd.	Hongfujin Precision Electronics (Chengdu) Co., Ltd.	Subsidiary	Sales	372,520	1	Payment term 90 days	Note 1	Note 1	88,426		86		
Jinchen Hongren Technology Co., Ltd.	Fulian Technology (Hebi) Co., Ltd.	Subsidiary	Sales	145,503	7	Payment term 90 days	Note 1	Note 1	3,617		1		
Jinchen Hongren Technology Co., Ltd.	Shenzhen Jingjiang Yunchuang Technology Co., Ltd.	Subsidiary	Sales	650,245	32	Payment term 90 days	Note 1	Note 1	301,480		66		
New Wing Interconnect Technology (Baogiang) Limited	Foxconn Interconnect Technology Limited	Subsidiary	Sales	28,960,613	99	Payment term 90 days	Note 1	Note 1	9,791,375		99		
New Wing Interconnect Technology (Baogiang) Limited	Fuhong Precision Component (Bac Giang) Limited	Subsidiary	Sales	209,132	1	Payment term 60 days	Note 1	Note 1	49,741		1		
Jin Ji Full Precision Machinery (WuHan) Co., Ltd.	Futailhua Industrial (Shenzhen) Co., Ltd.	Subsidiary	Sales	195,877	27	Payment term 90 days	Note 1	Note 1	57,905		29		
Jin Ji Full Precision Machinery (WuHan) Co., Ltd.	Shenzhen Shiyu Precision Technology Co., Ltd.	Subsidiary	Sales	237,169	33	Payment term 90 days	Note 1	Note 1	56,365		29		
Ingrasys (Singapore) Pte. Ltd.	Ingrasys Technology Co., Ltd.	Subsidiary	Sales	6,240,126	5	Net 90 days	Note 1	Note 1	874,315		3		
Ingrasys (Singapore) Pte. Ltd.	Ingrasys Technology USA Inc.	Subsidiary	Sales	73,567,032	57	Net 90 days	Note 1	Note 1	17,153,039		54		
Ingrasys (Singapore) Pte. Ltd.	Foxconn Technology (India) Private Limited	Subsidiary	Sales	1,687,391	1	Net 45 days	Note 1	Note 1	1,667,500		5		
Ingrasys (Singapore) Pte. Ltd.	Foxconn Technology CZ S.R.O.	Subsidiary	Sales	1,666,015	1	Payment term 45 days	Note 1	Note 1	112,452		-		

Purchaser/seller	Counterparty	Relationship with the counterparty	Transaction		Differences in transaction terms compared to third party transactions				Notes/accounts receivable (payable)		Footnote
			Purchases (sales)	Amount	Percentage of total purchases		Unit price	Credit term	Balance	Percentage of total notes/accounts receivable (payable)	
					(sales)	Credit term					
Ingrasys (Singapore) Pte. Ltd.	Ingrasys Technology Korea, Inc.	Subsidiary	Sales	\$ 5,670,517	4	Net 90 days	Note 1	Note 1	\$ 1,825,466	6	
Ingrasys (Singapore) Pte. Ltd.	Cloud Network Technology Singapore Pte. Ltd.	Subsidiary	Sales	1,351,070	1	Payment term 60 days	Note 1	Note 1	541,914	2	
Ingrasys (Singapore) Pte. Ltd.	Yuzhang Precision Technology Japan Co., Ltd.	Subsidiary	Sales	8,901,158	7	Payment term 60 days	Note 1	Note 1	1,963,288	6	
Ingrasys (Singapore) Pte. Ltd.	Cloud Network Technology Kft.	Subsidiary	Sales	3,462,276	3	Net 45 days	Note 1	Note 1	598,357	2	
Ingrasys (Singapore) Pte. Ltd.	Foxconn Brasil Industria E Comercio Ltda.	Subsidiary	Sales	1,215,546	1	Net 15 days	Note 1	Note 1	745,698	2	
Foxconn Industrial Internet Co., Ltd.	Shenzhen Yuzhan Precision Technology Co., Ltd.	Subsidiary	Sales	135,856	-	Net 30 days	Note 1	Note 1	76,215	26	
Foxconn OE Technologies Singapore Pte. Ltd.	Foxconn CZ S.R.O.	Subsidiary	Sales	263,338	3	Payment term 30 days	Note 1	Note 1	39,708	3	
Foxconn OE Technologies Singapore Pte. Ltd.	Foxconn OE Technologies Inc.	Subsidiary	Sales	824,627	9	Payment term 60 days	Note 1	Note 1	171,405	15	
Foxconn OE Technologies Singapore Pte. Ltd.	Cloud Network Technology Singapore Pte. Ltd.	Subsidiary	Sales	131,468	1	Payment term 45 days	Note 1	Note 1	49,094	4	
Hongfujin Precision Electronics (Guiyang) Co., Ltd.	Cloud Network Technology Singapore Pte. Ltd.	Subsidiary	Sales	3,341,399	100	Net 90 days	Note 1	Note 1	951,213	100	
HeNan YuZhan Technology Limited	Futaihua Precision Electronics (Zhengzhou) Co., Ltd.	Subsidiary	Sales	1,011,193	-	Payment term 90 days	Note 1	Note 1	267,636	1	
HeNan YuZhan Technology Limited	Hongfujin Precision Electronics (Zhengzhou) Co., Ltd.	Subsidiary	Sales	323,461	-	Payment term 90 days	Note 1	Note 1	310,885	1	
HeNan YuZhan Technology Limited	Jincheng Futaihua Precision Electronic Co., Ltd.	Subsidiary	Sales	116,599	-	Payment term 90 days	Note 1	Note 1	112,070	-	
HeNan YuZhan Technology Limited	Shenzhen Yuzhan Precision Technology Co., Ltd.	Subsidiary	Sales	3,054,341	-	Payment term 90 days	Note 1	Note 1	659,531	2	
HeNan YuZhan Technology Limited	Cloud Network Technology (Samoa) Limited	Subsidiary	Sales	3,259,122	-	Payment term 90 days	Note 1	Note 1	2,548,970	7	
HeNan YuZhan Technology Limited	IPL International Limited	Subsidiary	Sales	96,131,022	1	Payment term 30 days	Note 1	Note 1	30,808,102	89	
HeNan YuZhan Technology Limited	Fulian Technology (Lankao) Co., Ltd.	Subsidiary	Sales	129,916	-	Net 30 days	Note 1	Note 1	1,482	-	
HeNan YuZhan Technology Limited	Shenzhen Asiatek Inc.	Affiliate	Purchases	109,090	7	Net 90 days	Note 1	Note 1	( 1,447)	-	
Ur Materials Industry (Shenzhen) Co., Ltd.	Nanning Fugui Precision Industrial Co., Ltd.	Subsidiary	Sales	181,880	7	Payment term 60 days	Note 1	Note 1	84,159	14	
Ur Materials Industry (Shenzhen) Co., Ltd.	Fuhong Precision Component (Bac Giang) Limited	Subsidiary	Sales	140,560	6	Net 60 days	Note 1	Note 1	39,494	6	
JinCheng Futaihua Precision Electronics Co., Ltd.	Fujin Precision Industrial (Jincheng) Co., Ltd.	Subsidiary	Sales	206,518	-	Net 90 days	Note 1	Note 1	4,563	-	
JinCheng Futaihua Precision Electronics Co., Ltd.	Futaihua Precision Electronics (Zhengzhou) Co., Ltd.	Subsidiary	Sales	545,750	1	Payment term 90 days	Note 1	Note 1	366,056	2	
JinCheng Futaihua Precision Electronics Co., Ltd.	Fulian Technology (Jiyuan) Co., Ltd.	Subsidiary	Sales	482,220	1	Payment term 90 days	Note 1	Note 1	232,798	1	

Purchaser/seller	Counterparty	Relationship with the counterparty	Purchases (sales)	Differences in transaction terms compared to third party							Notes/accounts receivable (payable)	Footnote	
				Transaction		Percentage of total purchases		transactions		Balance			Percentage of total notes/accounts receivable (payable)
				Amount	Credit term	Unit price	Credit term						
JinCheng Futaihua Precision Electronics Co., Ltd.	Henan Yuzhan Precision Technology Co., Ltd.	Subsidiary	Sales	\$ 539,040	1	Payment term 90 days	Note 1	Note 1	\$ 282,306	2			
JinCheng Futaihua Precision Electronics Co., Ltd.	Shenzhen Yuzhan Precision Technology Co., Ltd.	Subsidiary	Sales	516,110	1	Payment term 90 days	Note 1	Note 1	374,728	2			
JinCheng Futaihua Precision Electronics Co., Ltd.	Cloud Network Technology (Samoa) Limited	Subsidiary	Sales	237,486	-	Payment term 90 days	Note 1	Note 1	-	-			
JinCheng Futaihua Precision Electronics Co., Ltd.	Fulian Technology (Shanxi) Co., Ltd.	Subsidiary	Sales	458,253	1	Payment term 90 days	Note 1	Note 1	386,700	2			
JinCheng Futaihua Precision Electronics Co., Ltd.	IPL International Limited	Subsidiary	Sales	40,736,458	50	Payment term 90 days	Note 1	Note 1	16,392,743	88			
JinCheng Futaihua Precision Electronics Co., Ltd.	Fulian Technology (Wuhan) Co., Ltd.	Subsidiary	Sales	205,125	-	Payment term 90 days	Note 1	Note 1	181,123	1			
JinCheng Futaihua Precision Electronics Co., Ltd.	Fulian Technology (Lankao) Co., Ltd.	Subsidiary	Sales	520,012	1	Payment term 90 days	Note 1	Note 1	250,644	1			
JinCheng Futaihua Precision Electronics Co., Ltd.	HonFuJin Precision Industry (Taiyuan) Co., Ltd.	Affiliate	Purchases	348,486	-	Payment term 90 days	Note 1	Note 1	( 1,697)	-			
Lankao YuFu Precision Technology Co., Ltd.	Fulian Technology (Jiyuan) Co., Ltd.	Subsidiary	Sales	111,394	2	30 days after validation	Note 1	Note 1	26,107	1			
Lankao YuFu Precision Technology Co., Ltd.	Henan Yuzhan Precision Technology Co., Ltd.	Subsidiary	Sales	292,911	4	Net 30 days	Note 1	Note 1	102,015	5			
Lankao YuFu Precision Technology Co., Ltd.	Shenzhen Yuzhan Precision Technology Co., Ltd.	Subsidiary	Sales	249,881	4	Net 60 days	Note 1	Note 1	134,500	7			
Lankao YuFu Precision Technology Co., Ltd.	Fulian Technology (Shanxi) Co., Ltd.	Subsidiary	Sales	390,903	6	Net 45 days	Note 1	Note 1	5,310	-			
Lankao YuFu Precision Technology Co., Ltd.	IPL International Limited	Subsidiary	Sales	100,918	1	Net 30 days	Note 1	Note 1	35,730	2			
Lankao YuFu Precision Technology Co., Ltd.	Fulian Technology (Lankao) Co., Ltd.	Subsidiary	Sales	973,158	14	Net 60 days	Note 1	Note 1	288,134	15			
Lankao YuFu Precision Technology Co., Ltd.	Foxconn Singapore Pte. Ltd.	Subsidiary	Sales	4,278,642	62	Net 60 days	Note 1	Note 1	1,062,740	53			
Shenzhen Yuzhan Precision Technology Co., Ltd.	Shenzhen Fu Tai Hong Precision Industry Co., Ltd.	Subsidiary	Sales	1,346,320	-	Net 90 days	Note 1	Note 1	1,030,069	1			
Shenzhen Yuzhan Precision Technology Co., Ltd.	Futaihua Precision Electronics (Zhenzhou) Co., Ltd.	Subsidiary	Sales	1,670,264	-	Payment term 90 days	Note 1	Note 1	1,009,207	1			
Shenzhen Yuzhan Precision Technology Co., Ltd.	Fulian Technology (Jiyuan) Co., Ltd.	Subsidiary	Sales	1,254,364	-	30 days after validation	Note 1	Note 1	777,708	1			
Shenzhen Yuzhan Precision Technology Co., Ltd.	Henan Yuzhan Precision Technology Co., Ltd.	Subsidiary	Sales	2,004,572	-	Payment term 90 days	Note 1	Note 1	1,632,982	2			
Shenzhen Yuzhan Precision Technology Co., Ltd.	Jincheng Futaihua Precision Electronic Co., Ltd.	Subsidiary	Sales	1,411,827	-	Net 30 days	Note 1	Note 1	910,982	1			
Shenzhen Yuzhan Precision Technology Co., Ltd.	Foxconn Precision International Limited	Subsidiary	Sales	188,301	-	Net 30 days	Note 1	Note 1	7,664	-			
Shenzhen Yuzhan Precision Technology Co., Ltd.	Cloud Network Technology (Samoa) Limited	Subsidiary	Sales	46,676,801	-	Net 30 days	Note 1	Note 1	38,482,037	36			
Shenzhen Yuzhan Precision Technology Co., Ltd.	Fulian Technology (Shanxi) Co., Ltd.	Subsidiary	Sales	3,596,251	-	Net 30 days	Note 1	Note 1	844,765	1			

Purchaser/seller	Counterparty	Relationship with the counterparty	Transaction		Differences in transaction terms compared to third party transactions				Notes/accounts receivable (payable)		Footnote
			Purchases (sales)	Amount	Percentage of total purchases (sales)	Credit term	Unit price	Credit term	Balance	Percentage of total notes/accounts receivable (payable)	
Shenzhen Yuzhan Precision Technology Co., Ltd.	IPL International Limited	Subsidiary	Sales	\$ 194,376,484	1	Net 30 days	Note 1	Note 1	\$ 58,702,835	55	
Shenzhen Yuzhan Precision Technology Co., Ltd.	Fulian Technology (Wuhan) Co., Ltd.	Subsidiary	Sales	296,639	-	Payment term 30 days	Note 1	Note 1	172,608	-	
Shenzhen Yuzhan Precision Technology Co., Ltd.	Fulian Technology (Hebi) Co., Ltd.	Subsidiary	Sales	466,435	-	Payment term 90 days	Note 1	Note 1	8,351	-	
Shenzhen Yuzhan Precision Technology Co., Ltd.	Fulian Technology (Lankao) Co., Ltd.	Subsidiary	Sales	899,061	-	Net 90 days	Note 1	Note 1	534,123	-	
Shenzhen Yuzhan Precision Technology Co., Ltd.	Hengyang Yuzhan Precision Technology Co., Ltd.	Subsidiary	Sales	440,428	-	Net 90 days	Note 1	Note 1	426,790	-	
Shenzhen Yuzhan Precision Technology Co., Ltd.	Fulian Technology (Zhoukou) Co., Ltd.	Subsidiary	Sales	179,935	-	Net 30 days	Note 1	Note 1	177,808	-	
Shenzhen Yuzhan Precision Technology Co., Ltd.	Shenzhen Asiatek Inc.	Affiliate	Purchases	414,277	5	Payment term 90 days	Note 1	Note 1	-	-	
Fuzhun Precision Tooling (Jiashan) Co., Ltd.	Fuding Electronic Technology (Jiashan) Co., Ltd.	Subsidiary	Sales	1,554,353	98	Payment term 90 days	Note 1	Note 1	299,612	98	
Jusda Europe S.R.O.	Foxconn CZ S.R.O.	Subsidiary	Sales	191,404	17	Payment term 45 days	Note 1	Note 1	47,037	19	
Jusda Europe S.R.O.	Foxconn European Manufacturing Services S.R.O.	Subsidiary	Sales	118,227	10	Payment term 45 days	Note 1	Note 1	26,686	11	
Jusda Europe S.R.O.	Foxconn Technology CZ S.R.O.	Subsidiary	Sales	151,291	13	Payment term 45 days	Note 1	Note 1	46,616	19	
Jusda Europe S.R.O.	Global Services Solutions S.R.O.	Subsidiary	Sales	139,626	12	Payment term 45 days	Note 1	Note 1	12,889	5	
Hunan Jusda Supply Chain Management Co., Ltd.	Jusda Supply Chain Management International Co., Ltd.	Subsidiary	Sales	332,563	47	Payment term 45 days	Note 1	Note 1	129,895	71	
Sharp Jusda Logistics Corporation	Sharp Jusda Logistics (Germany) GmbH	Subsidiary	Sales	226,451	1	Payment term 30 days	Note 1	Note 1	65,993	2	
Sharp Jusda Logistics Corporation	Sharp Jusda Logistics Corporation (US)	Subsidiary	Sales	833,357	3	Net 30 days	Note 1	Note 1	693,094	19	
Sharp Jusda Logistics Corporation	Innolux Corporation	Other related party	Purchases	101,694	-	Payment term 30 days	Note 1	Note 1	( 23,790)	( 1)	
Sharp Jusda Logistics Corporation	Sharp Corporation	Affiliate	Sales	6,263,452	22	Payment term 30 days	Note 1	Note 1	857,810	24	
Sharp Jusda Logistics Corporation	Sharp Corporation	Affiliate	Purchases	15,583,706	56	Payment term 30 days	Note 1	Note 1	( 731,757)	( 19)	
Sharp Jusda Logistics Corporation	Sharp Energy Solutions Corporation	Affiliate	Sales	326,356	1	Payment term 30 days	Note 1	Note 1	34,140	1	
Sharp Jusda Logistics Corporation	Sharp Marketing Japan Corporation	Affiliate	Sales	1,989,573	7	Payment term 30 days	Note 1	Note 1	262,614	7	
Sharp Jusda Logistics Corporation	Sharp Hong Kong Limited	Affiliate	Sales	275,478	1	Payment term 30 days	Note 1	Note 1	65,274	2	
Sharp Jusda Logistics Corporation	Nanjing Sharp Electronics Co., Ltd.	Affiliate	Purchases	176,541	1	Payment term 60 days	Note 1	Note 1	-	-	
Sharp Jusda Logistics Corporation	Sharp (Phils.) Corporation	Affiliate	Sales	136,803	-	Payment term 30 days	Note 1	Note 1	35,158	1	

Purchaser/seller	Counterparty	Relationship with the counterparty	Transaction		Differences in transaction terms compared to third party transactions				Notes/accounts receivable (payable)		Footnote
			Purchases (sales)	Amount	Percentage of total purchases (sales)	Credit term	Unit price	Credit term	Balance	Percentage of total notes/accounts receivable (payable)	
Sharp Jusda Logistics Corporation	Sharp Appliances (Thailand) Ltd.	Affiliate	Sales	\$ 186,410	1	Payment term 30 days	Note 1	Note 1	\$ 50,637	1	
Sharp Jusda Logistics Corporation	Sharp Middle East Free Zone Establishment	Affiliate	Sales	125,993	-	Payment term 30 days	Note 1	Note 1	26,165	1	
Sharp Jusda Logistics Corporation	Sharp Electronics Corporation	Affiliate	Purchases	106,831	-	Net 7 days	Note 1	Note 1	( 34,730)	( 1)	
Sharp Jusda Logistics Corporation	Dynabook, Inc.	Affiliate	Sales	443,943	2	Payment term 30 days	Note 1	Note 1	79,465	2	
Sharp Jusda Logistics Corporation	Sharp NEC Display Solutions Europe GmbH	Affiliate	Sales	180,277	1	Net 30 days	Note 1	Note 1	76,183	2	
HeNan FuChi Technology Co., Ltd.	Futaihua Industrial (Shenzhen) Co., Ltd.	Subsidiary	Sales	1,128,258	-	Payment term 90 days	Note 1	Note 1	1,131,913	1	
HeNan FuChi Technology Co., Ltd.	Hongfujin Precision Electronics (Zhenzhou) Co., Ltd.	Subsidiary	Sales	599,098,969	96	Payment term 90 days	Note 1	Note 1	139,986,342	98	
HeNan FuChi Technology Co., Ltd.	Foxconn Precision Electronics (Taiyuan) Co., Ltd.	Subsidiary	Sales	19,047,988	3	Payment term 90 days	Note 1	Note 1	2,126,776	1	
HeNan FuChi Technology Co., Ltd.	Hon Fujin Precision Industry (Taiyuan) Co., Ltd.	Affiliate	Sales	1,598,720	-	Payment term 90 days	Note 1	Note 1	-	-	
HeNan FuChi Technology Co., Ltd.	Garuda International Limited	Affiliate	Purchases	105,824	-	Payment term 90 days	Note 1	Note 1	( 486)	-	
Jusda India Supply Chain Management Private Limited	Bharat FIH Private Limited	Subsidiary	Sales	117,433	22	Payment term 30 days	Note 1	Note 1	23,915	21	
Jusda India Supply Chain Management Private Limited	Foxconn Hon Hai Technology India Mega Development Private Limited	Subsidiary	Sales	122,738	23	Net 60 days	Note 1	Note 1	19,999	18	
ChongQing FuGui Electronics Co., Ltd.	Nanning Fugui Precision Industrial Co., Ltd.	Subsidiary	Sales	825,245	23	Net 90 days	Note 1	Note 1	97,511	72	
ChongQing FuGui Electronics Co., Ltd.	Mega Well Limited	Subsidiary	Sales	2,633,943	74	Payment term 60 days	Note 1	Note 1	38,454	28	
ChongQing FuGui Electronics Co., Ltd.	Pan-International Industrial Corp.	Affiliate	Purchases	106,175	-	Net 90 days	Note 1	Note 1	( 5)	-	
ChongQing FuGui Electronics Co., Ltd.	Garuda International Limited	Affiliate	Purchases	124,062	5	Net 90 days	Note 1	Note 1	( 98,627)	( 1)	
Shenzhen FuLian Fugui Precision Industry Co., Ltd.	Ingrasys Technology Co., Ltd.	Subsidiary	Sales	275,742	-	Net 90 days	Note 1	Note 1	211,254	-	
Shenzhen FuLian Fugui Precision Industry Co., Ltd.	Hongfujin Precision Industry (Shenzhen) Co., Ltd.	Subsidiary	Sales	304,498	-	Payment term 60 days	Note 1	Note 1	99,686	-	
Shenzhen FuLian Fugui Precision Industry Co., Ltd.	HongFuJing Precision Electronics (TianJin) Co., Ltd.	Subsidiary	Sales	127,235	-	Net 90 days	Note 1	Note 1	165,410	-	
Shenzhen FuLian Fugui Precision Industry Co., Ltd.	Nanning Fugui Precision Industrial Co., Ltd.	Subsidiary	Sales	2,366,104	2	Net 60 days	Note 1	Note 1	960,705	2	
Shenzhen FuLian Fugui Precision Industry Co., Ltd.	Profit New Limited	Subsidiary	Sales	36,717,023	25	Net 90 days	Note 1	Note 1	19,869,543	36	
Shenzhen FuLian Fugui Precision Industry Co., Ltd.	Mega Well Limited	Subsidiary	Sales	108,258,626	73	Net 90 days	Note 1	Note 1	33,851,938	61	
Shenzhen FuLian Fugui Precision Industry Co., Ltd.	Pan-International Sunrise Trading Corp.	Affiliate	Purchases	167,111	10	Payment term 30 days	Note 1	Note 1	-	-	



Purchaser/seller	Counterparty	Relationship with the counterparty	Purchases (sales)	Differences in transaction terms compared to third party							Notes/accounts receivable (payable)	Percentage of total notes/accounts receivable (payable)	Footnote
				Transaction		transactions		Notes/accounts receivable (payable)					
				Amount	Percentage of total purchases (sales)	Credit term	Unit price	Credit term	Balance				
Shenzhen FuLian Fugui Precision Industry Co., Ltd.	Garuda International Limited	Affiliate	Purchases	\$ 427,075	9	Net 90 days	Note 1	Note 1	(\$ 203,032)	-			
Shenzhen FuLian Fugui Precision Industry Co., Ltd.	Cheng Uei Precision Industry Co., Ltd.	Other related party	Purchases	503,401	14	Net 90 days	Note 1	Note 1	-	-			
Cloud Network Technology Singapore Pte. Ltd.	Ambit Microsystems (Shanghai) Co., Ltd.	Subsidiary	Sales	992,219	-	Payment term 60 days	Note 1	Note 1	27,104	-			
Cloud Network Technology Singapore Pte. Ltd.	Ingrasys Technology Co., Ltd.	Subsidiary	Sales	258,831	-	Payment term 90 days	Note 1	Note 1	53,574	-			
Cloud Network Technology Singapore Pte. Ltd.	Ingrasys Technology USA Inc.	Subsidiary	Sales	21,036,989	2	Payment term 30 days	Note 1	Note 1	3,749,129	1			
Cloud Network Technology Singapore Pte. Ltd.	Hongfujin Precision Industry (Shenzhen) Co., Ltd.	Subsidiary	Sales	189,383	-	Net 30 days	Note 1	Note 1	36,098	-			
Cloud Network Technology Singapore Pte. Ltd.	Foxconn CZ S.R.O.	Subsidiary	Sales	15,705,608	2	Net 60 days	Note 1	Note 1	9,694,646	4			
Cloud Network Technology Singapore Pte. Ltd.	Funing Precision Component Co., Ltd.	Subsidiary	Sales	37,818,571	4	Net 180 days	Note 1	Note 1	5,036,751	2			
Cloud Network Technology Singapore Pte. Ltd.	Hongfujin Precision Electronics (Yantai) Co., Ltd.	Subsidiary	Sales	1,056,154	-	Net 60 days	Note 1	Note 1	35,962	-			
Cloud Network Technology Singapore Pte. Ltd.	Foxconn Technology (India) Private Limited	Subsidiary	Sales	569,359	-	Net 90 days	Note 1	Note 1	387,552	-			
Cloud Network Technology Singapore Pte. Ltd.	Foxconn Technology CZ S.R.O.	Subsidiary	Sales	151,179	-	Net 60 days	Note 1	Note 1	42,956	-			
Cloud Network Technology Singapore Pte. Ltd.	Hongfujing Precision Electronics (Tianjin) Co., Ltd.	Subsidiary	Sales	30,501,834	3	Net 45 days	Note 1	Note 1	6,404,441	3			
Cloud Network Technology Singapore Pte. Ltd.	Nanning Fugui Precision Industrial Co., Ltd.	Subsidiary	Sales	11,664,656	1	Payment term 90 days	Note 1	Note 1	1,883,810	1			
Cloud Network Technology Singapore Pte. Ltd.	Profit New Limited	Subsidiary	Sales	121,535	-	Net 90 days	Note 1	Note 1	149,524	-			
Cloud Network Technology Singapore Pte. Ltd.	Mega Well Limited	Subsidiary	Sales	971,917	-	Payment term 30 days	Note 1	Note 1	411,264	-			
Cloud Network Technology Singapore Pte. Ltd.	Ingrasys (Singapore) Pte. Ltd.	Subsidiary	Sales	2,413,581	-	Payment term 30 days	Note 1	Note 1	715,988	-			
Cloud Network Technology Singapore Pte. Ltd.	Hongfujing Precision Electronics (Guiyang) Co., Ltd.	Subsidiary	Sales	1,451,656	-	Net 90 days	Note 1	Note 1	412,345	-			
Cloud Network Technology Singapore Pte. Ltd.	Shenzhen FuLian Fugui Precision Industry Co., Ltd.	Subsidiary	Sales	10,670,558	1	Net 60 days	Note 1	Note 1	1,294,752	1			
Cloud Network Technology Singapore Pte. Ltd.	Cloud Network Technology USA Inc.	Subsidiary	Sales	48,418,770	5	Net 60 days	Note 1	Note 1	35,008,886	14			
Cloud Network Technology Singapore Pte. Ltd.	IPL International Limited	Subsidiary	Sales	561,227	-	Net 180 days	Note 1	Note 1	370,395	-			
Cloud Network Technology Singapore Pte. Ltd.	FII USA Inc.	Subsidiary	Sales	176,346	-	Payment term 30 days	Note 1	Note 1	172,897	-			
Cloud Network Technology Singapore Pte. Ltd.	Fuyu Precision Component Co., Ltd.	Subsidiary	Sales	28,696,991	3	Payment term 60 days	Note 1	Note 1	15,529,233	6			
Cloud Network Technology Singapore Pte. Ltd.	Fuhong Cloud Computing (Tianjin) Co., Ltd.	Subsidiary	Sales	3,771,466	-	Payment term 90 days	Note 1	Note 1	2,257,877	1			

Purchaser/seller	Counterparty	Relationship with the counterparty	Transaction		Percentage of total purchases		Differences in transaction terms compared to third party transactions		Notes/accounts receivable (payable)		Footnote
			Purchases (sales)	Amount	(sales)	Credit term	Unit price	Credit term	Balance	Percentage of total notes/accounts receivable (payable)	
Cloud Network Technology Singapore Pte. Ltd.	NSG Technology Inc.	Subsidiary	Sales	\$ 108,932	-	Net 60 days	Note 1	Note 1	\$ 15,401	-	
Cloud Network Technology Singapore Pte. Ltd.	Fuhong Precision Component (Bac Giang) Limited	Subsidiary	Sales	36,454,237	4	Net 30 days	Note 1	Note 1	5,183,409	2	
Cloud Network Technology Singapore Pte. Ltd.	Fenix Industria De Electronicos Ltda.	Subsidiary	Sales	139,753	-	Net 60 days	Note 1	Note 1	2,439	-	
Cloud Network Technology Singapore Pte. Ltd.	Foxconn MOEBG Industria De Electronicos Ltda.	Subsidiary	Sales	598,045	-	Net 90 days	Note 1	Note 1	273,426	-	
Cloud Network Technology Singapore Pte. Ltd.	CyberTAN Technology Inc.	Affiliate	Purchases	533,805	12	Net 75 days	Note 1	Note 1	( 108,466)	-	
Cloud Network Technology Singapore Pte. Ltd.	FTP Technology Inc.	Affiliate	Purchases	246,491	11	Payment term 90 days	Note 1	Note 1	( 105,463)	-	
Cloud Network Technology Singapore Pte. Ltd.	Garuda International Limited	Affiliate	Purchases	912,996	10	Net 90 days	Note 1	Note 1	-	-	
Cloud Network Technology Singapore Pte. Ltd.	Boardtek Electronics Corporation	Affiliate	Purchases	136,516	12	Payment term 90 days	Note 1	Note 1	-	-	
Cloud Network Technology Singapore Pte. Ltd.	Sharp Corporation	Affiliate	Sales	829,531	-	Net 120 days	Note 1	Note 1	150,067	-	
Cloud Network Technology Kft.	Ingrasys (Singapore) Pte. Ltd.	Subsidiary	Sales	3,145,320	-	Net 30 days	Note 1	Note 1	387,762	6	
Cloud Network Technology (Samoa) Limited	Foxconn Precision International Limited	Subsidiary	Sales	50,666,329	100	Net 30 days	Note 1	Note 1	40,961,684	100	
Fulian Technology (Shanxi) Co., Ltd.	Fulian Technology (Jiyuan) Co., Ltd.	Subsidiary	Sales	322,368	1	Net 30 days	Note 1	Note 1	140,434	1	
Fulian Technology (Shanxi) Co., Ltd.	Jincheng Futaihua Precision Electronic Co., Ltd.	Subsidiary	Sales	10,801,280	31	Net 30 days	Note 1	Note 1	7,095,382	61	
Fulian Technology (Shanxi) Co., Ltd.	Shenzhen Zhenzhi Precision Technology Co., Ltd.	Subsidiary	Sales	394,111	1	Net 90 days	Note 1	Note 1	170,577	1	
Fulian Technology (Shanxi) Co., Ltd.	Cloud Network Technology (Samoa) Limited	Subsidiary	Sales	125,730	-	Net 45 days	Note 1	Note 1	71,999	1	
Fulian Technology (Shanxi) Co., Ltd.	IPL International Limited	Subsidiary	Sales	20,941,229	59	Net 45 days	Note 1	Note 1	1,757,837	15	
Fulian Technology (Shanxi) Co., Ltd.	Fulian Technology (Wuhan) Co., Ltd.	Subsidiary	Sales	880,919	2	Net 90 days	Note 1	Note 1	594,749	5	
Fulian Technology (Shanxi) Co., Ltd.	Fulian Technology (Lankao) Co., Ltd.	Subsidiary	Sales	1,239,068	4	Net 90 days	Note 1	Note 1	970,015	8	
Fulian Technology (Shanxi) Co., Ltd.	Hon Fujin Precision Industry (Taiyuan) Co., Ltd.	Affiliate	Sales	128,377	-	Payment term 90 days	Note 1	Note 1	514,598	4	
Fulian Technology (Shanxi) Co., Ltd.	Hon Fujin Precision Industry (Taiyuan) Co., Ltd.	Affiliate	Purchases	6,326,849	10	Net 30 days	Note 1	Note 1	-	-	
Cloud Network Technology USA Inc.	Foxconn CZ S.R.O.	Subsidiary	Sales	199,634	2	Payment term 30 days	Note 1	Note 1	16,835	-	
Cloud Network Technology USA Inc.	Nanning Fugui Precision Industrial Co., Ltd.	Subsidiary	Sales	1,094,673	12	Net 45 days	Note 1	Note 1	775,393	4	
Cloud Network Technology USA Inc.	Cloud Network Technology Singapore Pte. Ltd.	Subsidiary	Sales	7,084,516	80	Payment term 90 days	Note 1	Note 1	2,215,252	11	

Purchaser/seller	Counterparty	Relationship with the counterparty	Transaction		Differences in transaction terms compared to third party transactions				Notes/accounts receivable (payable)		Footnote
			Purchases (sales)	Amount	Percentage of total purchases		Unit price	Credit term	Balance	Percentage of total notes/accounts receivable (payable)	
					(sales)	Credit term					
Cloud Network Technology USA Inc.	NSG Technology Inc.	Subsidiary	Sales	\$ 228,946	3	Payment term 30 days	Note 1	Note 1	\$ 53,828	-	
IPL International Limited	Fulian Technology (Jiyuan) Co., Ltd.	Subsidiary	Sales	853,027	-	Net 90 days	Note 1	Note 1	214,639	-	
IPL International Limited	Jincheng Futaihua Precision Electronic Co., Ltd.	Subsidiary	Sales	871,077	-	Payment term 30 days	Note 1	Note 1	310,630	-	
IPL International Limited	Foxconn Precision International Limited	Subsidiary	Sales	457,983,297	99	Net 45 days	Note 1	Note 1	81,810,980	98	
IPL International Limited	Shenzhen Yuzhan Precision Technology Co., Ltd.	Subsidiary	Sales	1,361,422	-	Payment term 30 days	Note 1	Note 1	317,649	-	
IPL International Limited	Fulian Technology (Shanxi) Co., Ltd.	Subsidiary	Sales	666,877	-	Net 60 days	Note 1	Note 1	306,792	-	
IPL International Limited	Fulian Technology (Lankao) Co., Ltd.	Subsidiary	Sales	173,876	-	Net 45 days	Note 1	Note 1	77,772	-	
Jusda Supply Chain Management Corporation	Jusda International Limited	Subsidiary	Sales	263,572	8	Payment term 30 days	Note 1	Note 1	287,678	35	
Jusda Supply Chain Management Corporation	Belkin International, Inc.	Subsidiary	Sales	197,594	6	Payment term 30 days	Note 1	Note 1	13,990	2	
Jusda Supply Chain Management Corporation	Innolux USA Inc.	Other related party	Sales	230,809	7	Payment term 30 days	Note 1	Note 1	91,011	11	
Jusda Supply Chain Management Corporation	Dynabook Americas, Inc.	Affiliate	Sales	188,309	6	Payment term 15 days	Note 1	Note 1	5,960	1	
Fu Sheng Optoelectronics Technology (Kunshan) Co., Ltd.	Foxconn Interconnect Technology Limited	Subsidiary	Sales	981,059	100	Payment term 60 days	Note 1	Note 1	300,475	100	
AFE, Inc.	FIH USA Inc.	Subsidiary	Sales	442,500	81	Payment term 30 days	Note 1	Note 1	51,061	13	
Hon Fu Cheng Precision Electronics (Chengdu) Co., Ltd.	Falcon Precision Trading Pte. Ltd.	Subsidiary	Sales	75,198,283	100	Net 60 days	Note 1	Note 1	32,741,325	100	
Hon Fu Cheng Precision Electronics (Chengdu) Co., Ltd.	Garuda International Limited	Affiliate	Purchases	121,701	-	Net 90 days	Note 1	Note 1	( 22,060)	-	
Fortunebay Technology Pte. Ltd.	Ambit Microsystems (Shanghai) Co., Ltd.	Subsidiary	Sales	742,000	2	Net 45 days	Note 1	Note 1	94,796	2	
Fortunebay Technology Pte. Ltd.	Ingrasys Technology Co., Ltd.	Subsidiary	Sales	1,300,813	4	Net 45 days	Note 1	Note 1	289,361	5	
Fortunebay Technology Pte. Ltd.	Shenzhen Fu Tai Hong Precision Industry Co., Ltd.	Subsidiary	Sales	242,731	1	Net 45 days	Note 1	Note 1	31,744	1	
Fortunebay Technology Pte. Ltd.	FIH (Hong Kong) Limited	Subsidiary	Sales	2,077,506	7	Net 45 days	Note 1	Note 1	556,134	11	
Fortunebay Technology Pte. Ltd.	Bharat FIH Private Limited	Subsidiary	Sales	512,999	2	Net 45 days	Note 1	Note 1	158,055	3	
Fortunebay Technology Pte. Ltd.	Triple Win Technology (Shenzhen) Co., Ltd.	Subsidiary	Sales	496,944	2	Net 45 days	Note 1	Note 1	212,633	4	
Fortunebay Technology Pte. Ltd.	Foxconn (Kunshan) Computer Connector Co., Ltd.	Subsidiary	Sales	186,086	1	Net 45 days	Note 1	Note 1	27,785	1	
Fortunebay Technology Pte. Ltd.	Hongfutai Precision Electronics (Yantai) Co., Ltd.	Subsidiary	Sales	243,558	1	Net 45 days	Note 1	Note 1	63,811	1	

Purchaser/seller	Counterparty	Relationship with the counterparty	Transaction		Differences in transaction terms compared to third party transactions				Notes/accounts receivable (payable)		Footnote
			Purchases (sales)	Amount	Percentage of total purchases		Unit price	Credit term	Balance	Percentage of total notes/accounts receivable (payable)	
					(sales)	Credit term					
Fortunebay Technology Pte. Ltd.	Hongfujin Precision Industry (Wuhan) Co., Ltd.	Subsidiary	Sales	\$ 309,497	1	Net 45 days	Note 1	Note 1	\$ 41,086	1	
Fortunebay Technology Pte. Ltd.	Futaihua Industrial (Shenzhen) Co., Ltd.	Subsidiary	Sales	1,848,197	6	Net 45 days	Note 1	Note 1	296,056	6	
Fortunebay Technology Pte. Ltd.	Honfujin Precision Electronics (Chongqing) Co., Ltd.	Subsidiary	Sales	125,093	-	Net 45 days	Note 1	Note 1	7,244	-	
Fortunebay Technology Pte. Ltd.	Hongfujing Precision Electronics (Tianjin) Co., Ltd.	Subsidiary	Sales	1,738,788	5	Net 45 days	Note 1	Note 1	223,733	4	
Fortunebay Technology Pte. Ltd.	Hongfujin Precision Electronics (Chengdu) Co., Ltd.	Subsidiary	Sales	5,882,923	18	Net 45 days	Note 1	Note 1	849,319	16	
Fortunebay Technology Pte. Ltd.	Fulian System Integration Electronics (Hangzhou) Co., Ltd.	Subsidiary	Sales	119,525	-	Net 45 days	Note 1	Note 1	5,639	-	
Fortunebay Technology Pte. Ltd.	Nanning Fugui Precision Industrial Co., Ltd.	Subsidiary	Sales	1,067,674	3	Net 45 days	Note 1	Note 1	267,633	5	
Fortunebay Technology Pte. Ltd.	Hongfujin Precision Electronics (Zhenzhou) Co., Ltd.	Subsidiary	Sales	122,334	-	Net 45 days	Note 1	Note 1	1,902	-	
Fortunebay Technology Pte. Ltd.	Foxconn Precision Electronics (Taiyuan) Co., Ltd.	Subsidiary	Sales	952,085	3	Net 45 days	Note 1	Note 1	-	-	
Fortunebay Technology Pte. Ltd.	Henan Fuchi Technology Co., Ltd.	Subsidiary	Sales	6,321,792	20	Net 45 days	Note 1	Note 1	1,007,082	19	
Fortunebay Technology Pte. Ltd.	Shenzhen Fulian Fugui Precision Industrial Co., Ltd.	Subsidiary	Sales	696,024	2	Net 45 days	Note 1	Note 1	129,582	2	
Fortunebay Technology Pte. Ltd.	Cloud Network Technology Singapore Pte. Ltd.	Subsidiary	Sales	2,065,925	6	Net 45 days	Note 1	Note 1	390,376	7	
Fortunebay Technology Pte. Ltd.	Taiyuan Fuchi Technology Co., Ltd.	Subsidiary	Sales	817,719	3	Net 45 days	Note 1	Note 1	220,648	4	
Fortunebay Technology Pte. Ltd.	Foxconn Brasil Industria E Comercio Ltda.	Subsidiary	Sales	136,543	-	Net 45 days	Note 1	Note 1	26,928	1	
Fortunebay Technology Pte. Ltd.	Foxconn Hon Hai Technology India Mega Development Private Limited	Subsidiary	Sales	176,483	1	Net 45 days	Note 1	Note 1	93,705	2	
Fortunebay Technology Pte. Ltd.	Interface Technology (Chengdu) Co., Ltd.	Affiliate	Sales	397,943	1	Net 45 days	Note 1	Note 1	43,215	1	
Fortunebay Technology Pte. Ltd.	Interface Optoelectronics (SZ) Co., Ltd.	Affiliate	Sales	141,395	-	Net 45 days	Note 1	Note 1	8,930	-	
Fortunebay Technology Pte. Ltd.	Ennoconn (Suzhou) Technology Co., Ltd.	Affiliate	Sales	192,824	1	Net 45 days	Note 1	Note 1	29,030	1	
Fulian Technology (Wuhan) Co., Ltd.	Fulian Technology (Jiyuan) Co., Ltd.	Subsidiary	Sales	7,765,730	91	Payment term 90 days	Note 1	Note 1	1,729,447	88	
Fulian Technology (Wuhan) Co., Ltd.	Shenzhenshi Yuzhan Precision Technology Co., Ltd.	Subsidiary	Sales	415,466	5	Net 90 days	Note 1	Note 1	-	-	
Fulian Technology (Wuhan) Co., Ltd.	Fulian Technology (Lankao) Co., Ltd.	Subsidiary	Sales	145,199	2	Net 90 days	Note 1	Note 1	162,250	8	
Fulian Technology (Wuhan) Co., Ltd.	Hon Fujin Precision Industry (Taiyuan) Co., Ltd.	Affiliate	Purchases	363,722	14	Net 90 days	Note 1	Note 1	-	-	
Fulian Technology (Hebi) Co., Ltd.	Futaihua Precision Electronics (Zhenzhou) Co., Ltd.	Subsidiary	Sales	1,328,549	14	Net 30 days	Note 1	Note 1	437,384	16	

Purchaser/seller	Counterparty	Relationship with the counterparty	Transaction		Differences in transaction terms compared to third party transactions				Notes/accounts receivable (payable)		Footnote
			Purchases (sales)	Amount	Percentage of total purchases		Unit price	Credit term	Balance	Percentage of total notes/accounts receivable (payable)	
					(sales)	Credit term					
Fulian Technology (Hebi) Co., Ltd.	Fulian Technology (Jiyuan) Co., Ltd.	Subsidiary	Sales	\$ 1,229,430	13	Payment term 90 days	Note 1	Note 1	\$ 307,948	11	
Fulian Technology (Hebi) Co., Ltd.	Henan Yuzhan Precision Technology Co., Ltd.	Subsidiary	Sales	2,666,657	29	Payment term 90 days	Note 1	Note 1	404,213	15	
Fulian Technology (Hebi) Co., Ltd.	Jincheng Futaihua Precision Electronic Co., Ltd.	Subsidiary	Sales	874,212	9	Payment term 90 days	Note 1	Note 1	460,523	17	
Fulian Technology (Hebi) Co., Ltd.	Shenzhenshi Yuzhan Precision Technology Co., Ltd.	Subsidiary	Sales	380,201	4	Payment term 90 days	Note 1	Note 1	115,816	4	
Fulian Technology (Hebi) Co., Ltd.	Fulian Technology (Shanxi) Co., Ltd.	Subsidiary	Sales	310,594	3	Payment term 90 days	Note 1	Note 1	95,435	4	
Fulian Technology (Hebi) Co., Ltd.	IPL International Limited	Subsidiary	Sales	1,191,240	13	Payment term 90 days	Note 1	Note 1	309,112	11	
Fulian Technology (Hebi) Co., Ltd.	Fulian Technology (Wuhan) Co., Ltd.	Subsidiary	Sales	198,128	2	Payment term 90 days	Note 1	Note 1	55,231	2	
Fulian Technology (Hebi) Co., Ltd.	Fulian Technology (Lankao) Co., Ltd.	Subsidiary	Sales	357,273	4	Payment term 90 days	Note 1	Note 1	233,592	9	
Fulian Technology (Hebi) Co., Ltd.	Hon Fujin Precision Industry (Taiyuan) Co., Ltd.	Affiliate	Sales	631,552	7	Net 90 days	Note 1	Note 1	226,272	8	
Shenzhen Jingjiang Yunchuang Technology Co., Ltd.	Futaihua Industrial (Shenzhen) Co., Ltd.	Subsidiary	Sales	166,949	-	Net 90 days	Note 1	Note 1	35,129	5	
Shenzhen Jingjiang Yunchuang Technology Co., Ltd.	Futaihua Precision Electronics (Zhenzhou) Co., Ltd.	Subsidiary	Sales	149,578	-	Payment term 90 days	Note 1	Note 1	8,519	1	
Shenzhen Jingjiang Yunchuang Technology Co., Ltd.	Fulian Technology (Jiyuan) Co., Ltd.	Subsidiary	Sales	245,041	-	Payment term 90 days	Note 1	Note 1	6,230	1	
Shenzhen Jingjiang Yunchuang Technology Co., Ltd.	Henan Yuzhan Precision Technology Co., Ltd.	Subsidiary	Sales	237,231	-	Net 30 days	Note 1	Note 1	92,924	12	
Shenzhen Jingjiang Yunchuang Technology Co., Ltd.	Shenzhenshi Yuzhan Precision Technology Co., Ltd.	Subsidiary	Sales	452,893	-	Payment term 90 days	Note 1	Note 1	92,788	12	
Shenzhen Jingjiang Yunchuang Technology Co., Ltd.	Fulian Technology (Wuhan) Co., Ltd.	Subsidiary	Sales	198,738	-	Net 60 days	Note 1	Note 1	12,659	2	
Shenzhen Jingjiang Yunchuang Technology Co., Ltd.	Fulian Technology (Hebi) Co., Ltd.	Subsidiary	Sales	183,832	-	Payment term 30 days	Note 1	Note 1	90,672	12	
Shenzhen Jingjiang Yunchuang Technology Co., Ltd.	Fulian Technology (Lankao) Co., Ltd.	Subsidiary	Sales	222,959	-	Payment term 30 days	Note 1	Note 1	11,394	1	
Shenzhen Jingjiang Yunchuang Technology Co., Ltd.	Hon Fujin Precision Industry (Taiyuan) Co., Ltd.	Affiliate	Sales	148,128	-	Net 90 days	Note 1	Note 1	31,729	4	
Sharp Jusda Logistics Malaysia Sdn. Bhd.	Sharp Electronics (Malaysia) Sdn. Bhd.	Affiliate	Sales	246,669	77	Payment term 30 days	Note 1	Note 1	20,048	80	
Sharp Jusda Logistics (Hong Kong) Co., Ltd.	Sharp Corporation	Affiliate	Sales	273,954	42	Payment term 30 days	Note 1	Note 1	-	-	
Sharp Jusda Logistics (Hong Kong) Co., Ltd.	Sharp Hong Kong Limited	Affiliate	Sales	376,843	58	Payment term 30 days	Note 1	Note 1	-	-	
Triple Win Technology (JinCheng) Co., Ltd.	Triple Win Technology (Shenzhen) Co., Ltd.	Subsidiary	Sales	6,528,429	79	Payment term 90 days	Note 1	Note 1	962,869	79	
Triple Win Technology (JinCheng) Co., Ltd.	Best Ever Industries Ltd.	Subsidiary	Sales	1,146,873	14	Payment term 90 days	Note 1	Note 1	147,219	12	

Purchaser/seller	Counterparty	Relationship with the counterparty	Transaction		Differences in transaction terms compared to third party transactions				Notes/accounts receivable (payable)		Footnote
			Purchases (sales)	Amount	Percentage of total purchases		Unit price	Credit term	Balance	Percentage of total notes/accounts receivable (payable)	
					(sales)	Credit term					
HCC Teletron (HK) Technology Co., Limited	Hongfujin Precision Industry (Shenzhen) Co., Ltd.	Subsidiary	Sales	\$ 257,727	33	Payment term 30 days	Note 1	Note 1	\$ 117,965	76	
Likom De Mexico S.A. De C.V.	Cloud Network Technology Singapore Pte. Ltd.	Subsidiary	Sales	316,236	32	Payment term 90 days	Note 1	Note 1	13,766	100	
Belkin International, Inc.	Linksys Holdings, Inc.	Affiliate	Sales	104,478	1	Payment term 90 days	Note 1	Note 1	-	-	
Fine Tech Corporation	Simply Smart Limited	Subsidiary	Sales	117,229	32	Net 90 days	Note 1	Note 1	4,866	4	
BangTai International Logistics Co., Ltd.	Jusda International Limited	Subsidiary	Sales	388,655	25	Net 60 days	Note 1	Note 1	254,834	70	
FII USA INC.	Ingrasys Technology USA Inc.	Subsidiary	Sales	270,116	-	Payment term 90 days	Note 1	Note 1	391,112	8	
Polight Technologies Ltd.	Best Ever Industries Ltd.	Subsidiary	Sales	287,083	100	Payment term 30 days	Note 1	Note 1	68,119	100	
Kunshan Tengyang Intelligent Technology Co., Ltd.	Foxconn (Kunshan) Computer Connector Co., Ltd.	Subsidiary	Sales	139,634	59	Payment term 90 days	Note 1	Note 1	-	-	
FE Holdings USA, Inc.	Fast Victor Limited	Subsidiary	Sales	112,280	53	Net 10 days	Note 1	Note 1	-	-	
Fulian Technology (Lankao) Co., Ltd.	Fulian Technology (Jiyuan) Co., Ltd.	Subsidiary	Sales	701,491	7	Payment term 90 days	Note 1	Note 1	77,356	5	
Fulian Technology (Lankao) Co., Ltd.	Henan Yuzhan Precision Technology Co., Ltd.	Subsidiary	Sales	127,360	1	Payment term 90 days	Note 1	Note 1	2,069	-	
Fulian Technology (Lankao) Co., Ltd.	Jincheng Futaihua Precision Electronic Co., Ltd.	Subsidiary	Sales	112,322	1	Payment term 90 days	Note 1	Note 1	-	-	
Fulian Technology (Lankao) Co., Ltd.	Lankao YuFu Precision Technology Co., Ltd.	Subsidiary	Sales	216,267	2	Payment term 90 days	Note 1	Note 1	70,293	4	
Fulian Technology (Lankao) Co., Ltd.	IPL International Limited	Subsidiary	Sales	8,233,804	87	Payment term 90 days	Note 1	Note 1	1,546,069	91	
Fulian Technology (Lankao) Co., Ltd.	Fulian Technology (Hebi) Co., Ltd.	Subsidiary	Sales	112,054	1	Payment term 90 days	Note 1	Note 1	-	-	
ICSA, Inc.	Ingrasys Technology USA Inc.	Subsidiary	Sales	129,511	1	Payment term 60 days	Note 1	Note 1	3,574	100	
Shanghai Topone Logistics Co., Ltd.	Shenzhen Fertile Plan international Logistics Co., Ltd.	Subsidiary	Sales	182,354	5	Payment term 30 days	Note 1	Note 1	42,197	6	
Shenzhen Zhizaogu Industrial Internet Innovation Center Co., Ltd.	Shenzhen Jingjiang Yunchuang Technology Co., Ltd.	Subsidiary	Sales	131,848	-	Payment term 90 days	Note 1	Note 1	4,410	5	
Fuyu Precision Component Co., Ltd.	Cloud Network Technology Singapore Pte. Ltd.	Subsidiary	Sales	28,440,126	100	Payment term 60 days	Note 1	Note 1	14,948,061	100	
Sharp Jusda Logistics (Germany) GmbH	Sharp Jusda Logistics Corporation	Subsidiary	Sales	125,766	25	Payment term 30 days	Note 1	Note 1	13,575	16	
Sharp Jusda Logistics (Germany) GmbH	Sharp Devices (Europe) GmbH	Affiliate	Sales	366,253	72	Payment term 30 days	Note 1	Note 1	-	-	
Jusda Energy Technology (Zhoushan) Co., Ltd.	Jusda Energy Technology (Shanghai) Co., Ltd.	Subsidiary	Sales	305,419	51	Payment term 30 days	Note 1	Note 1	15,935	65	
Sharp Jusda Logistics Corporation(US)	Sharp Electronics Corporation	Affiliate	Sales	1,370,080	96	Payment term 30 days	Note 1	Note 1	318,754	86	

Purchaser/seller	Counterparty	Relationship with the counterparty	Transaction		Differences in transaction terms compared to third party transactions				Notes/accounts receivable (payable)		Footnote
			Purchases (sales)	Amount	Percentage of total purchases		Unit price	Credit term	Balance	Percentage of total notes/accounts receivable (payable)	
					(sales)	Credit term					
Hengyang Yuzhan Precision Technology Co., Ltd.	Futaihua Precision Electronics (Zhengzhou) Co., Ltd.	Subsidiary	Sales	\$ 264,014	9	Payment term 90 days	Note 1	Note 1	\$ 17,605	3	
Hengyang Yuzhan Precision Technology Co., Ltd.	Henan Yuzhan Precision Technology Co., Ltd.	Subsidiary	Sales	1,000,117	36	Payment term 90 days	Note 1	Note 1	171,566	27	
Hengyang Yuzhan Precision Technology Co., Ltd.	Jincheng Futaihua Precision Electronic Co., Ltd.	Subsidiary	Sales	112,172	4	Net 30 days	Note 1	Note 1	15,808	2	
Hengyang Yuzhan Precision Technology Co., Ltd.	Shenzhen Yuzhan Precision Technology Co., Ltd.	Subsidiary	Sales	1,306,213	47	Net 60 days	Note 1	Note 1	380,410	60	
Zetmage Technologies Japan Inc.	Zetmage Solutions, Inc.	Affiliate	Sales	182,866	100	Advance payment	Note 1	Note 1	-	-	
Shunyun Technology Holdings Limited	Shunsin Technology (Ha Noi, Vietnam) Limited	Subsidiary	Sales	403,443	21	Payment term 30 days	Note 1	Note 1	805,406	63	
Shenzhen FII-LUSTER LightTech Co., Ltd.	Futaihua Precision Electronics (Zhengzhou) Co., Ltd.	Subsidiary	Sales	157,114	-	Net 30 days	Note 1	Note 1	89,304	16	
Shenzhen FII-LUSTER LightTech Co., Ltd.	Shenzhen Yuzhan Precision Technology Co., Ltd.	Subsidiary	Sales	119,116	-	Net 30 days	Note 1	Note 1	62,807	11	
Shenzhen FII-LUSTER LightTech Co., Ltd.	Fulian Technology (Shanxi) Co., Ltd.	Subsidiary	Sales	161,267	-	Net 30 days	Note 1	Note 1	177,582	32	
Fuhong Cloud Computing (Tianjin) Co., Ltd.	Hongfujing Precision Electronics (Tianjin) Co., Ltd.	Subsidiary	Sales	1,055,683	-	Net 30 days	Note 1	Note 1	779,836	6	
Fuhong Cloud Computing (Tianjin) Co., Ltd.	Profit New Limited	Subsidiary	Sales	2,701,008	-	Net 30 days	Note 1	Note 1	1,072,062	8	
Shunyun Technology (Zhongshan) Limited	Shunyun Technology Holdings Limited	Subsidiary	Sales	199,182	96	Payment term 60 days	Note 1	Note 1	45,132	85	
Fulain Technology (Zhoukou) Co., Ltd.	Shenzhen Yuzhan Precision Technology Co., Ltd.	Subsidiary	Sales	587,063	94	Net 30 days	Note 1	Note 1	535,432	98	
Taiyuan Fuchi Technology Co., Ltd.	Fast Victor Limited	Subsidiary	Sales	43,514,552	100	Net 30 days	Note 1	Note 1	20,301,333	100	
NSG Technology Inc.	Ingrasys Technology USA Inc.	Subsidiary	Sales	196,451	4	Payment term 30 days	Note 1	Note 1	8	-	
NSG Technology Inc.	Nanning Fugui Precision Industrial Co., Ltd.	Subsidiary	Sales	165,317	3	Payment term 30 days	Note 1	Note 1	8,676	4	
NSG Technology Inc.	Mega Well Limited	Subsidiary	Sales	264,748	5	Payment term 30 days	Note 1	Note 1	27,966	11	
NSG Technology Inc.	Cloud Network Technology USA Inc.	Subsidiary	Sales	3,940,300	81	Payment term 30 days	Note 1	Note 1	182,801	75	
Premier Image Technology (China) Ltd.	Hongfujing Precision Industry (Shenzhen) Co., Ltd.	Subsidiary	Sales	258,682	11	Net 90 days	Note 1	Note 1	63,571	8	
Premier Image Technology (China) Ltd.	eCMMS Precision Singapore Pte. Ltd.	Subsidiary	Sales	111,060	5	Payment term 90 days	Note 1	Note 1	39,472	5	
Premier Image Technology (China) Ltd.	Champ Tech Optical (Foshan) Corporation	Affiliate	Sales	408,206	18	Payment term 90 days	Note 1	Note 1	193,003	26	
Premier Image Technology (China) Ltd.	Pan-International Industrial Corp.	Affiliate	Purchases	192,146	9	90 days after validation	Note 1	Note 1	( 48,882)	( 12)	
Premier Image Technology (China) Ltd.	Dynabook Technology (Taiwan) Co., Ltd.	Affiliate	Sales	159,107	7	Payment term 60 days	Note 1	Note 1	35,539	5	

Purchaser/seller	Counterparty	Relationship with the counterparty	Purchases (sales)	Differences in transaction terms compared to third party								Footnote
				Transaction		transactions		Notes/accounts receivable (payable)		Percentage of total notes/accounts receivable (payable)		
				Amount	Percentage of total purchases (sales)	Credit term	Unit price	Credit term	Balance			
Fuhong Precision Component (Bac Giang) Limited	Foxconn Interconnect Technology Limited	Subsidiary	Sales	\$ 1,558,547	4	Payment term 60 days	Note 1	Note 1	\$ 482,264	5		
Fuhong Precision Component (Bac Giang) Limited	Cloud Network Technology Singapore Pte. Ltd.	Subsidiary	Sales	42,735,302	96	Payment term 60 days	Note 1	Note 1	9,709,096	95		
Jusda International Supply Chain Management (Vietnam) Company Limited	FIH (Hong Kong) Limited	Subsidiary	Sales	343,610	17	Net 30 days	Note 1	Note 1	150,384	32		
Jusda International Supply Chain Management (Vietnam) Company Limited	Funing Precision Component Co., Ltd.	Subsidiary	Sales	588,667	29	Net 30 days	Note 1	Note 1	76,795	16		
Jusda International Supply Chain Management (Vietnam) Company Limited	Fuyu Precision Component Co., Ltd.	Subsidiary	Sales	227,226	11	Payment term 30 days	Note 1	Note 1	79,187	17		
Jusda International Supply Chain Management (Vietnam) Company Limited	Fuhong Precision Component (Bac Giang) Limited	Subsidiary	Sales	396,031	19	Net 30 days	Note 1	Note 1	59,413	13		
Jusda International Supply Chain Management (Vietnam) Company Limited	Sharp Electronics (Vietnam) Company Limited	Affiliate	Sales	131,518	6	Net 45 days	Note 1	Note 1	23,478	5		
Foxconn MOEBG Industria De Eletronicos Ltda.	Foxconn Brasil Industria E Comercio Ltda.	Subsidiary	Sales	2,564,328	29	Payment term 30 days	Note 1	Note 1	94,009	4		
Foxconn Hon Hai Technology India Mega Development Private Limited	Hongfujin Precision Electronics (Zhenzhou) Co., Ltd.	Subsidiary	Sales	278,154	1	Payment term 30 days	Note 1	Note 1	100,919	2		
Foxconn Hon Hai Technology India Mega Development Private Limited	Foxconn Precision Electronics (Taiyuan) Co., Ltd.	Subsidiary	Sales	420,374	1	Payment term 30 days	Note 1	Note 1	53,776	1		
Competition Team Technology (Vietnam) Company Limited	Sharp Manufacturing Corporation (Malaysia) Sdn. Bhd.	Affiliate	Purchases	205,743	4	Payment term 30 days	Note 1	Note 1	( 43,916) (	5)		
FuKang Technology Company limited	FIH (Hong Kong) Limited	Subsidiary	Sales	995,488	96	Net 90 days	Note 1	Note 1	905,958	95		

Note 1: The prices and terms to related parties were not significantly different from transactions with third parties, except for particular transactions with no similar transactions to compare with. For these transactions, the prices and terms were determined in accordance with mutual agreements.

Note 2: The Group sold materials to the above related parties for processing and repurchased the finished goods. The sales amount of materials and repurchase price of finished goods were offset against each other and shown at net amount in the financial statements.



Hon Hai Precision Industry Co., Ltd. and Subsidiaries  
 Receivables from related parties reaching NTS100 million or 20% of paid-in capital or more  
 December 31, 2021

Table 8

Expressed in thousands of TWD  
 (Except as otherwise indicated)

Creditor	Counterparty	Relationship with the counterparty	Balance as at December 31, 2021	Turnover rate	Overdue receivables		Amount collected subsequent to balance sheet date	Allowance for doubtful accounts
					Amount	Action taken		
Hon Hai Precision Industry Co., Ltd.	Foxconn (Far East) Limited and subsidiaries	Subsidiary	\$ 16,656,154	4	\$ 8,379,542	Subsequent Collection	\$ 9,415,989	\$ -
Hon Hai Precision Industry Co., Ltd.	Foxconn (Far East) Limited and subsidiaries	Subsidiary	87,382,226 (Shown as other receivables)(Note)		4,464,540	Subsequent Collection	40,169,364	-
Hon Hai Precision Industry Co., Ltd.	Hongfujin Precision Electronics (Zhengzhou) Co., Ltd.	Subsidiary	266,216,455 (Shown as other receivables)(Note)		1,354,675	Subsequent Collection	133,300,320	-
Hon Hai Precision Industry Co., Ltd.	Futaihua Industrial (Shenzhen) Co., Ltd.	Subsidiary	138,918,716 (Shown as other receivables)(Note)		8,517	Subsequent Collection	17,814,603	-
Hon Hai Precision Industry Co., Ltd.	Hongfujin Precision Electronics (Chengdu) Co., Ltd.	Subsidiary	156,300,860 (Shown as other receivables)(Note)		15,116,422	Subsequent Collection	47,454,204	-
Hon Hai Precision Industry Co., Ltd.	Foxconn Precision Electronics (Taiyuan) Co., Ltd.	Subsidiary	70,200,555 (Shown as other receivables)(Note)		670,603	Subsequent Collection	30,491,890	-
Hon Hai Precision Industry Co., Ltd.	HeNan FuChi Technology Co., Ltd.	Subsidiary	121,890,654 (Shown as other receivables)(Note)		-	-	90,451,944	-
Hon Hai Precision Industry Co., Ltd.	Hongfujin Precision Electronics (Zhengzhou) Co., Ltd.	Subsidiary	107,415,764	2	38,033	Subsequent Collection	53,785,390	-
Hon Hai Precision Industry Co., Ltd.	Futaihua Industrial (Shenzhen) Co., Ltd.	Subsidiary	14,611,644	3	-	-	1,873,762	-
Hon Hai Precision Industry Co., Ltd.	eCMMs Precision Singapore Pte. Ltd.	Subsidiary	10,113,641	2	4,607,367	Subsequent Collection	2,281,390	-
Hon Hai Precision Industry Co., Ltd.	Ningbo Innolux Display Ltd.	Other related party	711,185	4	-	-	393,265	267
Hon Hai Precision Industry Co., Ltd.	Innolux Corporation	Other related party	635,897	4	523	Subsequent Collection	309,366	238
Hon Hai Precision Industry Co., Ltd.	Ningbo Innolux Optoelectronics Ltd.	Other related party	634,249	4	-	-	345,991	238
Hon Hai Precision Industry Co., Ltd.	Goldtek Technology Co., Ltd.	Affiliate	434,861	3	-	-	324,867	163
Hon Hai Precision Industry Co., Ltd.	Sharp Corporation	Affiliate	332,912	14	11,900	Subsequent Collection	332,912	125
Hon Hai Precision Industry Co., Ltd.	Interface Optoelectronics (Wuxi) Co., Ltd.	Affiliate	234,601	3	-	-	85,733	88
Hon Hai Precision Industry Co., Ltd.	Foxconn Japan Co., Ltd.	Subsidiary	232,600	4	-	-	143,323	-
Hon Hai Precision Industry Co., Ltd.	Fuhong Precision Component (Bac Giang) Limited	Subsidiary	194,506	4	1,063	Subsequent Collection	98,831	-

Creditor	Counterparty	Relationship with the counterparty	Balance as at December 31, 2021	Turnover rate	Overdue receivables		Amount collected subsequent to the balance sheet date	Allowance for doubtful accounts
					Amount	Action taken		
Hon Hai Precision Industry Co., Ltd.	Funing Precision Component Co., Ltd.	Subsidiary	\$ 176,826	10	\$ 8,649	Subsequent Collection	\$ 102,023	\$ -
Hon Hai Precision Industry Co., Ltd.	Cheng Uei Precision Industry Co., Ltd.	Other related party	110,838	11	-	-	110,838	42
Hon Hai Precision Industry Co., Ltd.	Nanjing Sharp Electronics Co., Ltd.	Affiliate	108,864	5	4	Subsequent Collection	75,127	41
ShunSin Technology (Zhong Shan) Limited	Shunsin Technology Holdings Limited	Subsidiary	284,584	1	-	-	-	-
Ambit Microsystem (Shanghai) Co., Ltd.	Cloud Network Technology Singapore Pte. Ltd.	Subsidiary	704,642	9	129,049	Subsequent Collection	575,593	-
Ambit Microsystem (Shanghai) Co., Ltd.	Fuyu Precision Component Co., Ltd.	Subsidiary	168,599	1	23,388	Subsequent Collection	145,211	-
Ingrasys Technology Co., Ltd.	Ingrasys Technology USA Inc.	Subsidiary	2,274,685	4	-	-	-	-
Ingrasys Technology Co., Ltd.	Foxconn Technology (India) Private Limited	Subsidiary	753,102	3	-	-	-	-
Ingrasys Technology Co., Ltd.	Foxconn Technology CZ S.R.O.	Subsidiary	193,385	3	-	-	-	-
Ingrasys Technology Co., Ltd.	Hongfujin Precision Electronics (Tianjin) Co., Ltd.	Subsidiary	921,489	3	-	-	-	-
Ingrasys Technology Co., Ltd.	Nanning Fugui Precision Industrial Co., Ltd.	Subsidiary	335,912	4	-	-	-	-
Ingrasys Technology Co., Ltd.	Ingrasys (Singapore) Pte. Ltd.	Subsidiary	15,207,622	2	-	-	-	-
Ingrasys Technology Co., Ltd.	Ingrasys Technology Korea, Inc.	Subsidiary	157,481	4	-	-	-	-
Ingrasys Technology Co., Ltd.	Shenzhen FuLian Fugui Precision Industry Co., Ltd.	Subsidiary	687,992	10	-	-	-	-
Ingrasys Technology Co., Ltd.	Cloud Network Technology Singapore Pte. Ltd.	Subsidiary	500,505	3	-	-	-	-
Ingrasys Technology Co., Ltd.	Yuzhang Precision Technology Japan Co., Ltd.	Subsidiary	240,848	8	-	-	-	-
Ingrasys Technology Co., Ltd.	Cloud Network Technology Kft.	Subsidiary	128,537	8	-	-	-	-
Ingrasys Technology USA Inc.	eCMMS Precision Singapore Pte. Ltd.	Subsidiary	108,472	5	-	-	-	-
Ingrasys Technology USA Inc.	Ingrasys (Singapore) Pte. Ltd.	Subsidiary	632,269	6	-	-	-	-
Ingrasys Technology USA Inc.	FII USA Inc.	Subsidiary	154,292	5	-	-	-	-
Perobot Co., Ltd.	Cloud Network Technology Singapore Pte. Ltd.	Subsidiary	108,693	1	-	-	108,693	-
Hon-Ling Technology Co., Ltd.	Hongfujin Precision Electronics (Tianjin) Co., Ltd.	Subsidiary	637,057	1	-	-	419,943	-
Hon-Ling Technology Co., Ltd.	Mega Well Limited	Subsidiary	312,206	2	-	-	312,082	-
Foxconn Global Network Corporation	Asia Pacific Telecom Co., Ltd.	Subsidiary	113,446	1	-	-	-	-

Creditor	Counterparty	Relationship with the counterparty	Balance as at December 31, 2021	Turnover rate	Overdue receivables		Amount collected subsequent to the balance sheet date	Allowance for doubtful accounts
					Amount	Action taken		
Shenzhen Fu Tai Hong Precision Industry Co., Ltd.	Chiun Mai Communication Systems, Inc.	Subsidiary	\$ 286,659	5	\$ -	-	\$ 130,143	\$ -
Shenzhen Fu Tai Hong Precision Industry Co., Ltd.	FIH (Hong Kong) Limited	Subsidiary	20,531,679	5	-	-	4,441,685	-
Shenzhen Fu Tai Hong Precision Industry Co., Ltd.	Shenzhenshi Yuzhan Precision Technology Co., Ltd.	Subsidiary	264,836	7	-	-	63,859	-
Futaijing Precision Electronics (Beijing) Co., Ltd.	FIH (Hong Kong) Limited	Subsidiary	120,132	5	-	-	-	-
Futaijing Precision Electronics (Beijing) Co., Ltd.	FIH (Hong Kong) Limited	Subsidiary	113,687	5	-	-	1,224	-
FIH Precision Electronics (Lang Fang) Co., Ltd.	Shenzhenshi Yuzhan Precision Technology Co., Ltd.	Subsidiary	203,738	3	-	-	203,738	-
FIH (Hong Kong) Limited	Shenzhen FuTaiHong Precision Industry Co., Ltd.	Subsidiary	5,305,942	-	-	-	-	-
FIH (Hong Kong) Limited	Ensky Technology Pte. Ltd.	Subsidiary	16,956,469	2	-	-	7,722,720	-
FIH (Hong Kong) Limited	Sharp Corporation	Affiliate	1,391,847	6	-	-	834,354	522
FIH (Hong Kong) Limited	Yantai Xiaye Electrons Co., Ltd.	Affiliate	2,669,698	9	-	-	1,448,264	1,001
Nanning Futaihong Precision Industrial Co., Ltd.	Mega Well Limited	Subsidiary	247,497	10	-	-	247,497	-
Futaijing Precision Electrons (Yantai) Co., Ltd.	FIH (Hong Kong) Limited	Subsidiary	2,653,373	7	-	-	1,937,688	-
Hengyang Futaihong Precision Industry Co., Ltd.	FIH (Hong Kong) Limited	Subsidiary	8,960,710	3	-	-	6,551	-
Precision Technology Investment Pte. Ltd.	Simply Smart Limited	Subsidiary	164,254	1	-	-	164,254	-
Hongfujin Precision Industry (Shenzhen) Co., Ltd.	Fu Ding Precision Component (Shenzhen) Co., Ltd.	Subsidiary	100,073	1	-	-	80,847	-
Hongfujin Precision Industry (Shenzhen) Co., Ltd.	Triple Win Technology (Shenzhen) Co., Ltd.	Subsidiary	201,042	-	112,528	Subsequent Collection	102,777	-
Hongfujin Precision Industry (Shenzhen) Co., Ltd.	Hongfujin Precision Industry (Wuhan) Co., Ltd.	Subsidiary	128,926	1	20,100	Subsequent Collection	49,843	-
Hongfujin Precision Industry (Shenzhen) Co., Ltd.	Foxconn Image & Printing Product Pte. Ltd.	Subsidiary	2,880,537	-	15,874	Subsequent Collection	2,000,103	-
Hongfujin Precision Industry (Shenzhen) Co., Ltd.	Futaihua Industrial (Shenzhen) Co., Ltd.	Subsidiary	262,252	-	6,661	Subsequent Collection	207,581	-
Hongfujin Precision Industry (Shenzhen) Co., Ltd.	Falcon Precision Trading Pte. Ltd.	Subsidiary	776,674	1	231,249	Subsequent Collection	499,272	-
Hongfujin Precision Industry (Shenzhen) Co., Ltd.	Shenzhenshi Yuzhan Precision Technology Co., Ltd.	Subsidiary	424,174	-	139,527	Subsequent Collection	183,616	-
Hongfujin Precision Industry (Shenzhen) Co., Ltd.	Shenzhen FuLian Fugui Precision Industry Co., Ltd.	Subsidiary	247,241	1	3,746	Subsequent Collection	230,290	-
ShunSin Technology Holdings Limited	Shunyun Technology Holdings Limited	Subsidiary	186,895	1	-	-	-	-
Fu Ding Precision Component (Shenzhen) Co., Ltd.	New Beyond Maximum Industrial Limited	Subsidiary	6,041,509	2	3,270	Subsequent Collection	434,734	-

Creditor	Counterparty	Relationship with the counterparty	Balance as at December 31, 2021	Turnover rate	Overdue receivables		Amount collected subsequent to the balance sheet date	Allowance for doubtful accounts
					Amount	Action taken		
Fuding Electronic Technology (Jiashan) Co., Ltd.	Fuzhun Precision Tooling (Jiashan) Co., Ltd.	Subsidiary	\$ 131,086	1	\$ -	-	\$ 88,742	\$ -
Triple Win Technology (Shenzhen) Co., Ltd.	Best Ever Industries Limited	Subsidiary	19,103,246	1	-	-	19,103,246	-
Fuxiang Precision Industrial (Kunshan) Co., Ltd.	Fuding Electronic Technology (Jiashan) Co., Ltd.	Subsidiary	584,968	-	-	-	74,964	-
Foxconn (KunShan) Computer Connector Co., Ltd.	New Beyond Maximum Industrial Limited	Subsidiary	3,084,384	4	-	-	67,436	-
Foxconn Electronic Industrial Development (Kunshan) Co., Ltd.	Foxconn (Kunshan) Computer Connector Co., Ltd.	Subsidiary	2,472,698	3	526	Subsequent Collection	24,745	-
HighTech Electronics Components Inc.	Competition Team Ireland Limited	Subsidiary	363,992	2	-	-	-	-
Hongfutai Precision Electronics (Yantai) Co., Ltd.	Hongfutai Precision Electronics (Yantai) Co., Ltd.	Subsidiary	5,948,905	1	-	-	5,815,463	-
Hongfutai Precision Electronics (Yantai) Co., Ltd.	Guizhou Fuhuada Precision Electronics Co., Ltd.	Subsidiary	199,586	-	199,586	Subsequent Collection	199,586	-
Hongfutai Precision Electronics (Yantai) Co., Ltd.	Yantai Xiaye Electrons Co., Ltd.	Affiliate	318,233	1	442	Subsequent Collection	213,853	119
eCMMS S.A. De C.V.	Cloud Network Technology Singapore Pte. Ltd.	Subsidiary	321,600	1	-	-	321,600	-
Foxconn CZ S.R.O.	Foxconn Technology CZ S.R.O.	Subsidiary	125,875	7	-	-	-	-
Foxconn CZ S.R.O.	Cloud Network Technology Singapore Pte. Ltd.	Subsidiary	448,892	5	-	-	-	-
Fujian Precision Industrial (Jincheng) Co., Ltd.	Fast Victor Limited	Subsidiary	146,345	3	-	-	146,345	-
Hongzhun Precision Tooling (Kunshan) Co., Ltd.	Fuding Electronic Technology (Jiashan) Co., Ltd.	Subsidiary	2,332,950	1	-	-	1,848,042	-
Hongzhun Precision Tooling (Kunshan) Co., Ltd.	Fuxiang Precision Industrial (Kunshan) Co., Ltd.	Subsidiary	580,376	1	-	-	330,213	-
NWE Technology Inc.-USA/CA	IPL International Limited	Subsidiary	118,109	5	-	-	-	-
Foxconn Assembly LLC	Cloud Network Technology USA Inc.	Subsidiary	737,700	1	-	-	-	-
Shenzhen Fuhongjie Technology Service Co., Ltd.	FIH (Hong Kong) Limited	Subsidiary	119,310	1	98,891	Subsequent Collection	62,867	-
PCE Paragon Solutions (Mexico) S.A. de C.V.	Cloud Network Technology Singapore Pte. Ltd.	Subsidiary	127,285	3	-	-	127,285	-
Shenzhen Fertile Plan International Logistics Co., Ltd.	Futaihua Industrial (Shenzhen) Co., Ltd.	Subsidiary	108,519	-	-	-	43,997	-
Shenzhen Fertile Plan International Logistics Co., Ltd.	Honfutai Precision Electronics (Chongqing) Co., Ltd.	Subsidiary	114,697	1	-	-	83,427	-
Shenzhen Fertile Plan International Logistics Co., Ltd.	Hongfutai Precision Electronics (Tianjin) Co., Ltd.	Subsidiary	138,993	1	-	-	42,782	-
Shenzhen Fertile Plan International Logistics Co., Ltd.	Nanning Fugui Precision Industrial Co., Ltd.	Subsidiary	119,724	1	-	-	61,473	-
Shenzhen Fertile Plan International Logistics Co., Ltd.	Shenzhen FuLian Fugui Precision Industry Co., Ltd.	Subsidiary	108,092	-	-	-	45,002	-

Creditor	Counterparty	Relationship with the counterparty	Balance as at December 31, 2021	Turnover rate	Overdue receivables		Amount collected subsequent to the balance sheet date	Allowance for doubtful accounts
					Amount	Action taken		
Shenzhen Fertile Plan International Logistics Co., Ltd.	Shanghai Joyspeed global cargo Co., Ltd.	Subsidiary	\$ 333,125	-	\$ -	-	\$ -	\$ -
Fuyu Electrical Technology (Huaian) Co., Ltd.	New Beyond Maximum Industrial Limited	Subsidiary	5,485,368	2	-	-	462	-
PCE Paragon Solutions (USA) Inc.	Profit New Limited	Subsidiary	152,947	6	-	-	-	-
Funing Precision Component Co., Ltd.	Cloud Network Technology Singapore Pte. Ltd.	Subsidiary	13,608,683	4	-	-	-	-
Foxconn Baja California S.A. De C.V.	eCMMS Precision Singapore Pte. Ltd.	Subsidiary	562,019	1	-	-	477,028	-
Hongfujin Precision Industry (Wuhan) Co., Ltd.	Top Step Enterprises Limited	Subsidiary	461,570	1	-	-	43,326	-
Hongfujin Precision Industry (Wuhan) Co., Ltd.	Fulian Technology (Wuhan) Co., Ltd.	Subsidiary	229,830	-	-	-	98,355	-
Hongfujin Precision Electronics (Yantai) Co., Ltd.	Hongfutai Precision Electronics (Yantai) Co., Ltd.	Subsidiary	173,470	-	-	-	98,595	-
Hongfujin Precision Electronics (Yantai) Co., Ltd.	Foxconn Technology Co., Ltd.	Affiliate	15,034,809	1	-	-	15,034,809	5,638
Hongfujin Precision Electronics (Yantai) Co., Ltd.	Sharp Corporation	Affiliate	238,279	1	-	-	238,279	89
Top Step Enterprises Limited	Hongfujin Precision Industry (Wuhan) Co., Ltd.	Subsidiary	198,471	1	-	-	117,482	-
Foxconn Technology CZ S.R.O.	Foxconn CZ S.R.O.	Subsidiary	296,068	9	-	-	-	-
Huaian Fultong Trading Co., Ltd.	Tekcon Huizhou Electronics Co., Ltd.	Affiliate	100,751	1	66	Subsequent Collection	3,163	38
PCE Technology de Juarez S.A. De C.V.	eCMMS Precision Singapore Pte. Ltd.	Subsidiary	406,443	1	-	-	406,443	-
PCE Technology de Juarez S.A. De C.V.	Cloud Network Technology Singapore Pte. Ltd.	Subsidiary	609,281	1	-	-	609,281	-
Futaihua Industrial (Shenzhen) Co., Ltd.	Shenzhen Fu Tai Hong Precision Industry Co., Ltd.	Subsidiary	131,508	-	2,024	Subsequent Collection	131,508	-
Futaihua Industrial (Shenzhen) Co., Ltd.	Hengyang Futaihong Precision Industry Co., Ltd.	Subsidiary	125,911	-	927	Subsequent Collection	125,911	-
Futaihua Industrial (Shenzhen) Co., Ltd.	Carston Ltd.	Subsidiary	1,925,900	-	-	-	1,925,900	-
Futaihua Industrial (Shenzhen) Co., Ltd.	Hongfujin Precision Industry (Shenzhen) Co., Ltd.	Subsidiary	189,676	1	75,050	Subsequent Collection	189,676	-
Futaihua Industrial (Shenzhen) Co., Ltd.	Fu Ding Precision Component (Shenzhen) Co., Ltd.	Subsidiary	132,311	1	3,935	Subsequent Collection	132,311	-
Futaihua Industrial (Shenzhen) Co., Ltd.	Best Leap Enterprises Limited	Subsidiary	14,277,621	-	-	-	-	-
Futaihua Industrial (Shenzhen) Co., Ltd.	Foxconn Image & Printing Product Pte. Ltd.	Subsidiary	166,858,777	1	37,213,361	Subsequent Collection	166,858,777	-
Futaihua Industrial (Shenzhen) Co., Ltd.	Hongfujin Precision Electronics (Chengdu) Co., Ltd.	Subsidiary	436,939	2	298	Subsequent Collection	436,939	-
Futaihua Industrial (Shenzhen) Co., Ltd.	Simply Smart Limited	Subsidiary	20,540,213	1	-	-	20,540,213	-

Creditor	Counterparty	Relationship with the counterparty	Balance as at December 31, 2021	Turnover rate	Overdue receivables		Amount collected subsequent to the balance sheet date	Allowance for doubtful accounts
					Amount	Action taken		
Futaihua Industrial (Shenzhen) Co., Ltd.	Shenzhen Yuzhan Precision Technology Co., Ltd.	Subsidiary	\$ 616,890	-	\$ 146,072	Subsequent Collection	\$ 616,890	\$ -
Futaihua Industrial (Shenzhen) Co., Ltd.	G-Tech Optoelectronics Corporation	Affiliate	147,391	3	-	-	147,391	55
Honfujin Precision Electronics (Chongqing) Co., Ltd.	Foxconn Image & Printing Product Pte. Ltd.	Subsidiary	392,487	2	-	-	392,487	-
Honfujin Precision Electronics (Chongqing) Co., Ltd.	Fujian Precision Electronics (Chongqing) Co., Ltd.	Subsidiary	3,108,736	1	1,459,124	Subsequent Collection	1,027,793	-
Honfujin Precision Electronics (Chongqing) Co., Ltd.	Fusing International Inc.	Subsidiary	3,447,377	1	694,544	Subsequent Collection	1,210,385	-
Honfujin Precision Electronics (Chongqing) Co., Ltd.	Competition Team Ireland Limited	Subsidiary	5,667,398	1	-	-	3,114,277	-
Honfujin Precision Electronics (Chongqing) Co., Ltd.	Innocom Technology (Chongqing) Co., Ltd.	Subsidiary	101,928	-	101,928	Subsequent Collection	-	-
Honfujin Precision Electronics (Chongqing) Co., Ltd.	Chongqing Jingmei Precision Electronic Co., Ltd.	Subsidiary	131,496	1	-	-	32,153	-
Honfujin Precision Electronics (Chongqing) Co., Ltd.	Foxconn Japan Co., Ltd.	Subsidiary	220,511	1	-	-	141,052	-
Honfujin Precision Electronics (Chongqing) Co., Ltd.	Interface Technology (Chengdu) Co., Ltd.	Affiliate	194,101	1	24,194	Subsequent Collection	140,433	73
Foxconn Precision Electronics (Yantai) Co., Ltd.	Futaijing Precision Electrons (Yantai) Co., Ltd.	Subsidiary	549,139	1	23,508	Subsequent Collection	302,273	-
Foxconn Precision Electronics (Yantai) Co., Ltd.	Hongfujin Precision Electronics (Yantai) Co., Ltd.	Subsidiary	788,972	1	15,838	Subsequent Collection	411,191	-
Foxconn Precision Electronics (Yantai) Co., Ltd.	Foxconn Technology Co., Ltd.	Affiliate	131,142	1	15,974	Subsequent Collection	72,911	49
Hongfujin Precision Electronics (Tianjin) Co., Ltd.	Ingrasys Technology Co., Ltd.	Subsidiary	161,666	5	-	-	-	-
Hongfujin Precision Electronics (Tianjin) Co., Ltd.	Ingrasys Technology USA Inc.	Subsidiary	108,212	3	-	-	-	-
Hongfujin Precision Electronics (Tianjin) Co., Ltd.	Profit New Limited	Subsidiary	19,238,532	3	-	-	-	-
Hongfujin Precision Electronics (Tianjin) Co., Ltd.	Ingrasys (Singapore) Pte. Ltd.	Subsidiary	4,971,867	3	-	-	-	-
Hongfujin Precision Electronics (Tianjin) Co., Ltd.	Cloud Network Technology Singapore Pte. Ltd.	Subsidiary	552,121	3	-	-	-	-
Hongfujin Precision Electronics (Tianjin) Co., Ltd.	Fuhong Cloud Computing (Tianjin) Co., Ltd.	Subsidiary	9,013,643	4	-	-	-	-
Hongfujin Precision Electronics (Chengdu) Co., Ltd.	Falcon Precision Trading Pte. Ltd.	Subsidiary	198,415,915	1	98,407,261	Subsequent Collection	80,484,606	-
Futaihua Precision Electronics (Chengdu) Co., Ltd.	Hongfujin Precision Electronics (Chengdu) Co., Ltd.	Subsidiary	296,308	1	37,414	Subsequent Collection	90,889	-
Fuding (Zhengzhou) Precision Industry Co., Ltd.	Foxconn Interconnect Technology Limited	Subsidiary	915,981	3	170	Subsequent Collection	21	-
Fuding (Zhengzhou) Precision Industry Co., Ltd.	HeNan YuZhan Technology Limited	Subsidiary	127,514	5	8	Subsequent Collection	5,734	-
Yantai Fuhuada Precision Electronics Co., Ltd.	Sharp Universal Technology (Shenzhen) Co., Ltd.	Affiliate	105,772	1	2,679	Subsequent Collection	105,772	40

Creditor	Counterparty	Relationship with the counterparty	Balance as at December 31, 2021	Turnover rate	Overdue receivables		Amount collected subsequent to the balance sheet date	Allowance for doubtful accounts
					Amount	Action taken		
Jusda Supply Chain Management International Co., Ltd.	Hongfujin Precision Electronics (Chengdu) Co., Ltd.	Subsidiary	\$ 174,728	-	\$ -	-	\$ 103,552	\$ -
Jusda Supply Chain Management International Co., Ltd.	Jusda Energy Technology (Shanghai) Co., Ltd.	Subsidiary	137,616	-	-	-	11,205	-
Jusda Supply Chain Management International Co., Ltd.	Foshan Innolux Optoelectronics Ltd.	Other related party	124,565	2	-	-	104,213	47
Fulian System Integration Electronics (Hangzhou) Co., Ltd.	Fulian System Integration Electronics (Haining) Co., Ltd.	Subsidiary	272,203	4	-	-	-	-
Nanning Fugui Precision Industrial Co., Ltd.	Mega Well Limited	Subsidiary	32,178,919	4	-	-	-	-
Nanning Fugui Precision Industrial Co., Ltd.	Fuyu Precision Component Co., Ltd.	Subsidiary	350,906	7	-	-	-	-
Futaihua Precision Electronics (Zhenzhou) Co., Ltd.	IPL International Limited	Subsidiary	24,009,493	8	-	-	-	-
Hongfujin Precision Electronics (Zhenzhou) Co., Ltd.	Foxconn Precision Electronics (Taiyuan) Co., Ltd.	Subsidiary	2,745,932	1	248,232	Subsequent Collection	166,864	-
Hongfujin Precision Electronics (Zhenzhou) Co., Ltd.	Henan Yuzhan Precision Technology Co., Ltd.	Subsidiary	342,916	-	-	-	97,339	-
Hongfujin Precision Electronics (Zhenzhou) Co., Ltd.	Hongfusheng Precision Electronics (Zhengzhou) Co., Ltd.	Subsidiary	117,513	2	-	-	17,798	-
Hongfujin Precision Electronics (Zhenzhou) Co., Ltd.	Henan Fuchi Technology Co., Ltd.	Subsidiary	175,072	-	86,417	Subsequent Collection	97,208	-
Hongfujin Precision Electronics (Zhenzhou) Co., Ltd.	Foxconn Singapore Pte. Ltd.	Subsidiary	541,612,000	1	-	-	336,766,006	-
Hongfujin Precision Electronics (Zhenzhou) Co., Ltd.	Foxconn Brasil Industria E Comercio Ltda.	Subsidiary	2,345,439	-	226,752	Subsequent Collection	226,980	-
Hongfujin Precision Electronics (Zhenzhou) Co., Ltd.	Foxconn Hon Hai Technology India Mega Development Private Limited	Subsidiary	1,967,481	1	786,953	Subsequent Collection	98	-
Profit New Limited	Ingrasys Technology Co., Ltd.	Subsidiary	18,708,511	7	-	-	-	-
Profit New Limited	Hongfujin Precision Electronics (Tianjin) Co., Ltd.	Subsidiary	1,827,879	1	-	-	-	-
Profit New Limited	Ingrasys (Singapore) Pte. Ltd.	Subsidiary	126,829	6	-	-	-	-
Profit New Limited	Shenzhen FuLian Fugui Precision Industry Co., Ltd.	Subsidiary	15,627,098	1	-	-	-	-
Profit New Limited	Cloud Network Technology Singapore Pte. Ltd.	Subsidiary	15,288,081	5	-	-	-	-
Mega Well Limited	Cloud Network Technology Singapore Pte. Ltd.	Subsidiary	67,515,430	8	-	-	-	-
Fast Victor Limited	Best Behaviour Holdings Limited	Subsidiary	6,647,352	1	-	-	-	-
Fast Victor Limited	Best Behaviour Limited	Subsidiary	2,352,800	-	-	-	-	-
Fast Victor Limited	Foxconn Precision Electronics (Taiyuan) Co., Ltd.	Subsidiary	17,299,010	1	-	-	14,156,117	-
Fast Victor Limited	Hon Fujin Precision Industry (Taiyuan) Co., Ltd.	Affiliate	3,293,973	1	-	-	3,293,973	1,235

Creditor	Counterparty	Relationship with the counterparty	Balance as at December 31, 2021	Turnover rate	Overdue receivables		Amount collected subsequent to the balance sheet date	Allowance for doubtful accounts
					Amount	Action taken		
Competition Team Ireland Limited	Foxconn European Manufacturing Services S.R.O.	Subsidiary	\$ 551,991	1	\$ 189,327	Subsequent Collection	\$ 432,437	\$ -
Competition Team Ireland Limited	Honfujin Precision Electronics (Chongqing) Co., Ltd.	Subsidiary	276,621	6	254,330	Subsequent Collection	276,614	-
Competition Team Ireland Limited	Fusing International Inc.	Subsidiary	291,093	-	156,979	Subsequent Collection	-	-
Competition Team Ireland Limited	Chongqing Jingmei Precision Electronic Co., Ltd.	Subsidiary	2,285,290	1	-	-	2,156,396	-
Foxconn Precision Electronics (Taiyuan) Co., Ltd.	Fast Victor Limited	Subsidiary	71,713,591	1	-	-	39,823,914	-
Foxconn Precision Electronics (Taiyuan) Co., Ltd.	Taiyuan Fuchi Technology Co., Ltd.	Subsidiary	408,958	-	-	-	1,117	-
Foxconn Precision Electronics (Taiyuan) Co., Ltd.	Foxconn Brasil Industria E Comercio Ltda.	Subsidiary	4,081,847	1	-	-	979,102	-
Simply Smart Limited	FIH (Hong Kong) Limited	Subsidiary	162,223	1	-	-	-	-
Simply Smart Limited	Futaihua Industrial (Shenzhen) Co., Ltd.	Subsidiary	17,311,557	1	-	-	9,845,086	-
Scientific-Atlanta De Mexico S. De R. L. De C. V.	Cloud Network Technology Singapore Pte. Ltd.	Subsidiary	290,685	8	-	-	290,685	-
Fulian Technology (Jiyuan) Co., Ltd.	Futaihua Precision Electronics (Zhenzhou) Co., Ltd.	Subsidiary	300,762	-	-	-	-	-
Fulian Technology (Jiyuan) Co., Ltd.	IPL International Limited	Subsidiary	16,178,393	-	4,159,201	Subsequent Collection	-	-
Fulian Technology (Jiyuan) Co., Ltd.	Fulian Technology (Lankao) Co., Ltd.	Subsidiary	133,843	2	-	-	-	-
Hongfujin Precision Electrons (Hengyang) Co., Ltd.	FIH (Hong Kong) Limited	Subsidiary	313,072	-	21,011	Subsequent Collection	122,842	-
Hongfujin Precision Electrons (Hengyang) Co., Ltd.	Hengyang Yuzhan Precision Technology Co., Ltd.	Subsidiary	112,905	-	-	-	102,178	-
Foxconn Interconnect Technology Limited	Fu Ding Precision Components (Shenzhen) Co., Ltd.	Subsidiary	532,057	3	128	Subsequent Collection	45,031	-
Foxconn Interconnect Technology Limited	Foxconn (Kunshan) Computer Connector Co., Ltd.	Subsidiary	616,558	3	7	Subsequent Collection	7,331	-
Foxconn Interconnect Technology Limited	Fuyu Electronical Technology (Huaian) Co., Ltd.	Subsidiary	197,687	4	26	Subsequent Collection	30,427	-
Foxconn Interconnect Technology Limited	Hongfujin Precision Industry (Wuhan) Co., Ltd.	Subsidiary	380,537	6	-	-	20,143	-
Foxconn Interconnect Technology Limited	Huaian Fultong Trading Co., Ltd.	Subsidiary	300,463	7	109	Subsequent Collection	80,931	-
Foxconn Interconnect Technology Limited	Futaihua Industrial (Shenzhen) Co., Ltd.	Subsidiary	120,684	2	-	-	30,475	-
Foxconn Interconnect Technology Limited	Hongfujin Precision Electronics (Tianjin) Co., Ltd.	Subsidiary	253,843	4	-	-	10,923	-
Foxconn Interconnect Technology Limited	Foxconn Interconnect Technology Singapore Pte. Ltd.	Subsidiary	505,731	3	52	Subsequent Collection	33,982	-
Foxconn Interconnect Technology Limited	FTI Electronics, Inc.	Subsidiary	1,172,899	4	809	Subsequent Collection	110,214	-



Creditor	Counterparty	Relationship with the counterparty	Balance as at December 31, 2021	Turnover rate	Overdue receivables		Amount collected subsequent to the balance sheet date	Allowance for doubtful accounts
					Amount	Action taken		
Foxconn Interconnect Technology Limited	New Wing Interconnect Technology (Bac Giang) Limited	Subsidiary	\$ 2,004,825	4	\$ 17	Subsequent Collection	\$ 24,451	\$ -
Foxconn Interconnect Technology Limited	HeNan FuChi Technology Co., Ltd.	Subsidiary	160,045	3	-	-	4,938	-
Foxconn Interconnect Technology Limited	Cloud Network Technology Singapore Pte. Ltd.	Subsidiary	152,270	5	14	Subsequent Collection	1,343	-
Foxconn Interconnect Technology Limited	Belkin International, Inc.	Subsidiary	3,332,152	2	1,321	Subsequent Collection	453,124	-
Foxconn Interconnect Technology Limited	Foxconn Brasil Industria E Comercio Ltda.	Subsidiary	101,750	5	-	-	2,412	-
Foxconn Interconnect Technology Limited	Pan-International Industrial Corp.	Affiliate	422,662	3	40	Subsequent Collection	3,185	158
Foxconn Interconnect Technology Limited	Tekcon Electronics Corp.	Affiliate	309,774	3	91	Subsequent Collection	35,626	116
Foxconn Interconnect Technology Limited	New Ocean Precision Component (Jiangxi) Co., Ltd.	Affiliate	127,357	4	2	Subsequent Collection	36,135	48
Foxconn Interconnect Technology Limited	Avary Holding (Shenzhen) Co., Ltd.	Affiliate	517,228	4	-	-	315	194
Foxconn Interconnect Technology Limited	Hong Qi Sheng Precision Electronics (Qinhuangdao) Co., Ltd.	Affiliate	257,862	4	-	-	31,363	97
Foxconn Interconnect Technology Limited	Cheng Uei Precision Industry Co., Ltd.	Other related party	245,340	9	-	-	2,063	92
ScienBiziP Consulting Inc.	FG Innovation Company Limited	Subsidiary	112,782	1	-	-	48,400	-
Jusda International Limited	Competition Team Ireland Limited	Subsidiary	315,474	1	-	-	281,998	-
Jusda International Limited	Sharp Jusda Logistics Corp.	Subsidiary	1,642,403	1	-	-	752,076	-
Jusda International Limited	Cloud Network Technology Singapore Pte. Ltd.	Subsidiary	463,053	1	-	-	239,573	-
Jusda International Limited	Jusda Supply Chain Management Corporation	Subsidiary	281,461	-	-	-	-	-
Jusda International Limited	Joyspeed Global Cargo China Limited	Subsidiary	576,550	-	-	-	164,121	-
Jusda International Limited	Innolux Corporation	Other related party	163,650	2	-	-	150,449	61
Jusda International Limited	Innolux USA Inc.	Other related party	187,182	1	-	-	187,182	70
Chongqing Jingmei Precision Electronic Co., Ltd.	Honfujin Precision Electronics (Chongqing) Co., Ltd.	Subsidiary	1,937,477	2	-	-	1,937,477	-
Kunshan Fuchengke Precision Electronical Co., Ltd.	Fuyu Electronical Technology (Huaian) Co., Ltd.	Subsidiary	115,390	1	-	-	51,511	-
Hongfuzhun Precision Shenzhen Co., Ltd.	Shenzhenshi Yuzhan Precision Technology Co., Ltd.	Subsidiary	160,990	-	60,564	Subsequent Collection	9,208	-
eCMMS Precision Singapore Pte. Ltd.	Competition Team Technologies USA Inc.	Subsidiary	9,999,483	1	-	-	9,172,386	-
eCMMS Precision Singapore Pte. Ltd.	Cloud Network Technology Singapore Pte. Ltd.	Subsidiary	2,831,481	1	665,285	Subsequent Collection	1,242,542	-

Creditor	Counterparty	Relationship with the counterparty	Balance as at December 31, 2021	Turnover rate	Overdue receivables		Amount collected subsequent to the balance sheet date	Allowance for doubtful accounts
					Amount	Action taken		
eCMMS Precision Singapore Pte. Ltd.	Sharp Corporation Mexico, S.A. de C.V.	Affiliate	\$ 224,057	1	\$ 10,467	Subsequent Collection	\$ 22,356	\$ 84
eCMMS Precision Singapore Pte. Ltd.	Sharp Electronics Corporation	Affiliate	134,943	1	7,394	Subsequent Collection	134,943	51
Jinchen Hongren Technology Co., Ltd.	Shenzhen Jingjiang Yunchuang Technology Co., Ltd.	Subsidiary	301,480	6	40,222	Subsequent Collection	-	-
New Wing Interconnect Technology (Baogiang) Limited	Foxconn Interconnect Technology Limited	Subsidiary	9,791,375	4	-	-	351,563	-
Ingrasys (Singapore) Pte. Ltd.	Ingrasys Technology Co., Ltd.	Subsidiary	874,315	8	-	-	-	-
Ingrasys (Singapore) Pte. Ltd.	Ingrasys Technology USA Inc.	Subsidiary	17,153,039	4	-	-	-	-
Ingrasys (Singapore) Pte. Ltd.	Foxconn Technology (India) Private Limited	Subsidiary	1,667,500	5	-	-	-	-
Ingrasys (Singapore) Pte. Ltd.	Foxconn Technology CZ S.R.O.	Subsidiary	112,452	2	-	-	-	-
Ingrasys (Singapore) Pte. Ltd.	Ingrasys Technology Korea, Inc.	Subsidiary	1,825,466	2	-	-	-	-
Ingrasys (Singapore) Pte. Ltd.	Cloud Network Technology Singapore Pte. Ltd.	Subsidiary	541,914	1	-	-	-	-
Ingrasys (Singapore) Pte. Ltd.	Yuzhang Precision Technology Japan Co., Ltd.	Subsidiary	1,963,288	1	-	-	-	-
Ingrasys (Singapore) Pte. Ltd.	Cloud Network Technology Kft.	Subsidiary	598,357	7	-	-	-	-
Ingrasys (Singapore) Pte. Ltd.	Foxconn Brasil Industria E Comercio Ltda.	Subsidiary	745,698	1	-	-	-	-
Falcon Precision Trading Pte. Ltd.	Hongfujin Precision Electronics (Chengdu) Co., Ltd.	Subsidiary	2,759,659	-	-	-	-	-
Foxconn OE Technologies Singapore Pte. Ltd.	Foxconn OE Technologies Inc.	Subsidiary	171,405	4	-	-	1,363	-
Hongfujin Precision Electronics (Guiyang) Co., Ltd.	Cloud Network Technology Singapore Pte. Ltd.	Subsidiary	951,213	-	-	-	-	-
Henan Yuzhan Precision Technology Co., Ltd.	Futaihua Precision Electronics (Zhenzhou) Co., Ltd.	Subsidiary	267,636	3	-	-	-	-
Henan Yuzhan Precision Technology Co., Ltd.	Hongfujin Precision Electronics (Zhenzhou) Co., Ltd.	Subsidiary	310,885	2	-	-	-	-
Henan Yuzhan Precision Technology Co., Ltd.	Jincheng Futaihua Precision Electronic Co., Ltd.	Subsidiary	112,070	2	1,903	Subsequent Collection	-	-
Henan Yuzhan Precision Technology Co., Ltd.	Shenzhenshi Yuzhan Precision Technology Co., Ltd.	Subsidiary	659,531	2	-	-	-	-
Henan Yuzhan Precision Technology Co., Ltd.	Cloud Network Technology (Samoa) Limited	Subsidiary	2,548,970	3	1,121,204	Subsequent Collection	-	-
Henan Yuzhan Precision Technology Co., Ltd.	IPL International Limited	Subsidiary	30,808,102	3	22,086,997	Subsequent Collection	-	-
Jincheng Futaihua Precision Electronic Co., Ltd.	Futaihua Precision Electronics (Zhenzhou) Co., Ltd.	Subsidiary	366,056	2	265,688	Subsequent Collection	-	-
Jincheng Futaihua Precision Electronic Co., Ltd.	Fulian Technology (Jiyuan) Co., Ltd.	Subsidiary	232,798	4	224,030	Subsequent Collection	-	-

Creditor	Counterparty	Relationship with the counterparty	Balance as at December 31, 2021	Turnover rate	Overdue receivables		Amount collected subsequent to the balance sheet date	Allowance for doubtful accounts
					Amount	Action taken		
Jincheng Futaihua Precision Electronic Co., Ltd.	Henan Yuzhan Precision Technology Co., Ltd.	Subsidiary	\$ 282,306	4	\$ 201,225	Subsequent Collection	\$ -	\$ -
Jincheng Futaihua Precision Electronic Co., Ltd.	Shenzhen Yuzhan Precision Technology Co., Ltd.	Subsidiary	374,728	3	195,604	Subsequent Collection	-	-
Jincheng Futaihua Precision Electronic Co., Ltd.	Fulian Technology (Shanxi) Co., Ltd.	Subsidiary	386,700	2	274,823	Subsequent Collection	-	-
Jincheng Futaihua Precision Electronic Co., Ltd.	IPL International Limited	Subsidiary	16,392,743	3	6,017,084	Subsequent Collection	-	-
Jincheng Futaihua Precision Electronic Co., Ltd.	Fulian Technology (Wuhan) Co., Ltd.	Subsidiary	181,123	2	181,010	Subsequent Collection	-	-
Jincheng Futaihua Precision Electronic Co., Ltd.	Fulian Technology (Lankao) Co., Ltd.	Subsidiary	250,644	4	202,739	Subsequent Collection	-	-
Lankao Yufu Precision Technology Co., Ltd.	Henan Yuzhan Precision Technology Co., Ltd.	Subsidiary	102,015	1	-	-	83,621	-
Lankao Yufu Precision Technology Co., Ltd.	Shenzhen Yuzhan Precision Technology Co., Ltd.	Subsidiary	134,500	1	-	-	62,541	-
Lankao Yufu Precision Technology Co., Ltd.	Fulian Technology (Lankao) Co., Ltd.	Subsidiary	288,134	2	-	-	248,430	-
Lankao Yufu Precision Technology Co., Ltd.	Foxconn Singapore Pte. Ltd.	Subsidiary	1,062,740	1	-	-	-	-
Shenzhen Yuzhan Precision Technology Co., Ltd.	Shenzhen Fu Tai Hong Precision Industry Co., Ltd.	Subsidiary	1,030,069	2	-	-	-	-
Shenzhen Yuzhan Precision Technology Co., Ltd.	Futaihua Precision Electronics (Zhenzhou) Co., Ltd.	Subsidiary	1,009,207	2	-	-	-	-
Shenzhen Yuzhan Precision Technology Co., Ltd.	Fulian Technology (Jiyuan) Co., Ltd.	Subsidiary	777,708	7	-	-	-	-
Shenzhen Yuzhan Precision Technology Co., Ltd.	Henan Yuzhan Precision Technology Co., Ltd.	Subsidiary	1,632,982	6	-	-	-	-
Shenzhen Yuzhan Precision Technology Co., Ltd.	Jincheng Futaihua Precision Electronic Co., Ltd.	Subsidiary	910,982	10	-	-	-	-
Shenzhen Yuzhan Precision Technology Co., Ltd.	Cloud Network Technology (Samoa) Limited	Subsidiary	38,482,037	6	-	-	-	-
Shenzhen Yuzhan Precision Technology Co., Ltd.	Fulian Technology (Shanxi) Co., Ltd.	Subsidiary	844,765	3	-	-	-	-
Shenzhen Yuzhan Precision Technology Co., Ltd.	IPL International Limited	Subsidiary	58,702,835	8	-	-	-	-
Shenzhen Yuzhan Precision Technology Co., Ltd.	Fulian Technology (Wuhan) Co., Ltd.	Subsidiary	172,608	7	-	-	-	-
Shenzhen Yuzhan Precision Technology Co., Ltd.	Fulian Technology (Lankao) Co., Ltd.	Subsidiary	534,123	8	-	-	-	-
Shenzhen Yuzhan Precision Technology Co., Ltd.	Hengyang Yuzhan Precision Technology Co., Ltd.	Subsidiary	426,790	8	-	-	-	-
Shenzhen Yuzhan Precision Technology Co., Ltd.	Fulian Technology (Zhoukou) Co., Ltd.	Subsidiary	177,808	5	-	-	-	-
Fuzhun Precision Tooling (Jiashan) Co., Ltd.	Fuding Electronic Technology (Jiashan) Co., Ltd.	Subsidiary	299,612	1	299,612	Subsequent Collection	-	-
Hunan Jusda Supply Chain Management Co., Ltd.	Jusda Supply Chain Management International Co., Ltd.	Subsidiary	129,895	1	-	-	78,309	-

Creditor	Counterparty	Relationship with the counterparty	Balance as at December 31, 2021	Turnover rate	Overdue receivables		Amount collected subsequent to the balance sheet date	Allowance for doubtful accounts
					Amount	Action taken		
Sharp Jusda Logistics Corp.	Sharp Jusda Logistics Corporation (US)	Subsidiary	\$ 693,094	1	\$ -	-	\$ 344,660	\$ -
Sharp Jusda Logistics Corp.	Sharp Corporation	Affiliate	857,810	2	-	-	857,810	322
Sharp Jusda Logistics Corp.	Sharp Marketing Japan Corporation	Affiliate	262,614	2	-	-	262,614	98
Henan Fuchi Technology Co., Ltd.	Futaihua Industrial (Shenzhen) Co., Ltd.	Subsidiary	1,131,913	-	-	-	1,131,913	-
Henan Fuchi Technology Co., Ltd.	Hongfujin Precision Electronics (Zhenzhou) Co., Ltd.	Subsidiary	139,986,342	2	9,149,535	Subsequent Collection	39,932,784	-
Henan Fuchi Technology Co., Ltd.	Foxconn Precision Electronics (Taiyuan) Co., Ltd.	Subsidiary	2,126,776	4	716,178	Subsequent Collection	1,664,516	-
Shenzhen FuLian Fugui Precision Industry Co., Ltd.	Ingrasys Technology Co., Ltd.	Subsidiary	211,254	2	39,818	Subsequent Collection	-	-
Shenzhen FuLian Fugui Precision Industry Co., Ltd.	HongFuJing Precision Electronics (TianJin) Co., Ltd.	Subsidiary	165,410	1	36,728	Subsequent Collection	-	-
Shenzhen FuLian Fugui Precision Industry Co., Ltd.	Nanning Fugui Precision Industrial Co., Ltd.	Subsidiary	960,705	3	-	-	-	-
Shenzhen FuLian Fugui Precision Industry Co., Ltd.	Profit New Limited	Subsidiary	19,869,543	3	18,572	Subsequent Collection	-	-
Shenzhen FuLian Fugui Precision Industry Co., Ltd.	Mega Well Limited	Subsidiary	33,851,938	3	-	-	-	-
Cloud Network Technology Singapore Pte. Ltd.	Ingrasys Technology USA Inc.	Subsidiary	3,749,129	4	-	-	-	-
Cloud Network Technology Singapore Pte. Ltd.	Foxconn CZ S.R.O.	Subsidiary	9,694,646	1	-	-	-	-
Cloud Network Technology Singapore Pte. Ltd.	Funing Precision Component Co., Ltd.	Subsidiary	5,036,751	3	-	-	-	-
Cloud Network Technology Singapore Pte. Ltd.	Foxconn Technology (India) Private Limited	Subsidiary	387,552	1	-	-	-	-
Cloud Network Technology Singapore Pte. Ltd.	Hongfujin Precision Electronics (Tianjin) Co., Ltd.	Subsidiary	6,404,441	1	-	-	-	-
Cloud Network Technology Singapore Pte. Ltd.	Nanning Fugui Precision Industrial Co., Ltd.	Subsidiary	1,883,810	4	-	-	-	-
Cloud Network Technology Singapore Pte. Ltd.	Profit New Limited	Subsidiary	149,524	-	-	-	-	-
Cloud Network Technology Singapore Pte. Ltd.	Mega Well Limited	Subsidiary	411,264	-	-	-	-	-
Cloud Network Technology Singapore Pte. Ltd.	Ingrasys (Singapore) Pte. Ltd.	Subsidiary	715,988	-	-	-	-	-
Cloud Network Technology Singapore Pte. Ltd.	Hongfujin Precision Electronics (Guiyang) Co., Ltd.	Subsidiary	412,345	2	-	-	-	-
Cloud Network Technology Singapore Pte. Ltd.	Shenzhen FuLian Fugui Precision Industry Co., Ltd.	Subsidiary	1,294,752	5	-	-	-	-
Cloud Network Technology Singapore Pte. Ltd.	Cloud Network Technology USA Inc.	Subsidiary	35,008,886	1	-	-	-	-
Cloud Network Technology Singapore Pte. Ltd.	IPL International Limited	Subsidiary	370,395	7	-	-	-	-

Creditor	Counterparty	Relationship with the counterparty	Balance as at December 31, 2021	Turnover rate	Overdue receivables		Amount collected subsequent to the balance sheet date	Allowance for doubtful accounts
					Amount	Action taken		
Cloud Network Technology Singapore Pte. Ltd.	FII USA Inc.	Subsidiary	\$ 172,897	1	\$ -	-	\$ -	\$ -
Cloud Network Technology Singapore Pte. Ltd.	Fuyu Precision Component Co., Ltd.	Subsidiary	15,529,233	2	-	-	-	-
Cloud Network Technology Singapore Pte. Ltd.	Fuhong Cloud Computing (Tianjin) Co., Ltd.	Subsidiary	2,257,877	2	-	-	-	-
Cloud Network Technology Singapore Pte. Ltd.	Fuhong Precision Component (Bac Giang) Limited	Subsidiary	5,183,409	4	-	-	-	-
Cloud Network Technology Singapore Pte. Ltd.	Foxconn MOEBG Industria De Electronicos Ltda.	Subsidiary	273,426	2	-	-	-	-
Cloud Network Technology Singapore Pte. Ltd.	Sharp Corporation	Affiliate	150,067	3	-	-	-	56
Cloud Network Technology Kft.	Ingrasys (Singapore) Pte. Ltd.	Subsidiary	387,762	8	-	-	-	-
Cloud Network Technology (Samoa) Limited	Foxconn Precision International Limited	Subsidiary	40,961,684	6	-	-	-	-
Fulian Technology (Shanxi) Co., Ltd.	Fulian Technology (Jiyuan) Co., Ltd.	Subsidiary	140,434	3	-	-	-	-
Fulian Technology (Shanxi) Co., Ltd.	Jincheng Futaihua Precision Electronic Co., Ltd.	Subsidiary	7,095,382	2	-	-	-	-
Fulian Technology (Shanxi) Co., Ltd.	Shenzhenshi Yuzhan Precision Technology Co., Ltd.	Subsidiary	170,577	2	-	-	-	-
Fulian Technology (Shanxi) Co., Ltd.	IPL International Limited	Subsidiary	1,757,837	4	-	-	-	-
Fulian Technology (Shanxi) Co., Ltd.	Fulian Technology (Wuhan) Co., Ltd.	Subsidiary	594,749	3	-	-	-	-
Fulian Technology (Shanxi) Co., Ltd.	Fulian Technology (Lankao) Co., Ltd.	Subsidiary	970,015	3	-	-	-	-
Fulian Technology (Shanxi) Co., Ltd.	Hon Fujin Precision Industry (Taiyuan) Co., Ltd.	Affiliate	514,598	-	-	-	-	193
Cloud Network Technology USA Inc.	Nanning Fugui Precision Industrial Co., Ltd.	Subsidiary	775,393	-	-	-	-	-
Cloud Network Technology USA Inc.	Cloud Network Technology Singapore Pte. Ltd.	Subsidiary	2,215,252	-	-	-	-	-
IPL International Limited	Fulian Technology (Jiyuan) Co., Ltd.	Subsidiary	214,639	7	-	-	-	-
IPL International Limited	Jincheng Futaihua Precision Electronic Co., Ltd.	Subsidiary	310,630	6	-	-	-	-
IPL International Limited	Foxconn Precision International Limited	Subsidiary	81,810,980	3	-	-	-	-
IPL International Limited	Shenzhenshi Yuzhan Precision Technology Co., Ltd.	Subsidiary	317,649	10	-	-	-	-
IPL International Limited	Fulian Technology (Shanxi) Co., Ltd.	Subsidiary	306,792	9	-	-	-	-
Jusda Supply Chain Management Corporation	Jusda International Limited	Subsidiary	287,678	-	-	-	-	-
Fu Sheng Optoelectronics Technology (Kunshan) Co., Ltd.	Foxconn Interconnect Technology Limited	Subsidiary	300,475	4	-	-	2,463	-

Creditor	Counterparty	Relationship with the counterparty	Balance as at December 31, 2021	Turnover rate	Overdue receivables		Amount collected subsequent to the balance sheet date	Allowance for doubtful accounts
					Amount	Action taken		
Hon Fu Cheng Precision Electronics (Chengdu) Co., Ltd.	Falcon Precision Trading Pte. Ltd.	Subsidiary	\$ 32,741,325	1	\$ 390,668	Subsequent Collection	\$ 20,395,488	\$ -
Fortunebay Technology Pte. Ltd.	Ingrasys Technology Co., Ltd.	Subsidiary	289,361	2	-	-	-	-
Fortunebay Technology Pte. Ltd.	FIH (Hong Kong) Limited	Subsidiary	556,134	1	-	-	-	-
Fortunebay Technology Pte. Ltd.	Bharat FIH Private Limited	Subsidiary	158,055	1	-	-	-	-
Fortunebay Technology Pte. Ltd.	Triple Win Technology (Shenzhen) Co., Ltd.	Subsidiary	212,633	1	-	-	-	-
Fortunebay Technology Pte. Ltd.	Futaihua Industrial (Shenzhen) Co., Ltd.	Subsidiary	296,056	1	-	-	-	-
Fortunebay Technology Pte. Ltd.	Hongfujin Precision Electronics (Tianjin) Co., Ltd.	Subsidiary	223,733	3	-	-	-	-
Fortunebay Technology Pte. Ltd.	Hongfujin Precision Electronics (Chengdu) Co., Ltd.	Subsidiary	849,319	2	-	-	-	-
Fortunebay Technology Pte. Ltd.	NanNing FuGui Precision Industrial Co., Ltd.	Subsidiary	267,633	1	-	-	-	-
Fortunebay Technology Pte. Ltd.	Henan Fuchi Technology Co., Ltd.	Subsidiary	1,007,082	3	-	-	-	-
Fortunebay Technology Pte. Ltd.	Shenzhen FuLian Fugui Precision Industry Co., Ltd.	Subsidiary	129,582	2	-	-	-	-
Fortunebay Technology Pte. Ltd.	Cloud Network Technology Singapore Pte. Ltd.	Subsidiary	390,376	2	-	-	-	-
Fortunebay Technology Pte. Ltd.	Taiyuan Fuchi Technology Co., Ltd.	Subsidiary	220,648	2	-	-	-	-
Fulian Technology (Wuhan) Co., Ltd.	Fulian Technology (Jiyuan) Co., Ltd.	Subsidiary	1,729,447	2	662,402	Subsequent Collection	-	-
Fulian Technology (Wuhan) Co., Ltd.	IPL International Limited	Subsidiary	2,194,348	1	-	-	-	-
Fulian Technology (Wuhan) Co., Ltd.	Fulian Technology (Lankao) Co., Ltd.	Subsidiary	162,250	1	-	-	-	-
Fulian Technology (Hebi) Co., Ltd.	Futaihua Precision Electronics (Zhenzhou) Co., Ltd.	Subsidiary	437,384	3	-	-	-	-
Fulian Technology (Hebi) Co., Ltd.	Fulian Technology (Jiyuan) Co., Ltd.	Subsidiary	307,948	3	152,290	Subsequent Collection	-	-
Fulian Technology (Hebi) Co., Ltd.	Henan Yuzhan Precision Technology Co., Ltd.	Subsidiary	404,213	6	7,346	Subsequent Collection	-	-
Fulian Technology (Hebi) Co., Ltd.	Jincheng Futaihua Precision Electronic Co., Ltd.	Subsidiary	460,523	2	351,051	Subsequent Collection	-	-
Fulian Technology (Hebi) Co., Ltd.	Shenzhenshi Yuzhan Precision Technology Co., Ltd.	Subsidiary	115,816	3	31,037	Subsequent Collection	-	-
Fulian Technology (Hebi) Co., Ltd.	IPL International Limited	Subsidiary	309,112	2	161,929	Subsequent Collection	-	-
Fulian Technology (Hebi) Co., Ltd.	Fulian Technology (Lankao) Co., Ltd.	Subsidiary	233,592	2	67,597	Subsequent Collection	-	-
Fulian Technology (Hebi) Co., Ltd.	Hon Fujin Precision Industry (Taiyuan) Co., Ltd.	Affiliate	226,272	3	-	-	-	85

Creditor	Counterparty	Relationship with the counterparty	Balance as at December 31, 2021	Turnover rate	Overdue receivables		Amount collected subsequent to the balance sheet date	Allowance for doubtful accounts
					Amount	Action taken		
Triple Win Technology (JinCheng) Co., Ltd.	Triple Win Technology (ShenZhen) Co., Ltd.	Subsidiary	\$ 962,869	3	\$ -	-	\$ 958,346	\$ -
Triple Win Technology (JinCheng) Co., Ltd.	Best Ever Industries Limited	Subsidiary	147,219	1	-	-	23,091	-
HCC Teletron (HK) Technology Co., Ltd.	Hongfujin Precision Industry (Shenzhen) Co., Ltd.	Subsidiary	117,965	1	-	-	-	-
Jusda Energy Technology (Shanghai) Co., Ltd.	Jusda Energy Technology (Zhoushan) Co., Ltd.	Subsidiary	158,054	-	-	-	486	-
Bang Tai International Logistics Co., Ltd.	Jusda International Limited	Subsidiary	254,834	-	-	-	94,116	-
FIJ USA Inc.	Ingrasys Technology USA Inc.	Subsidiary	391,112	5	-	-	-	-
Fulian Technology (Lankao) Co., Ltd.	IPL International Limited	Subsidiary	1,546,069	-	-	-	-	-
Fuyu Precision Component Co., Ltd.	Cloud Network Technology Singapore Pte. Ltd.	Subsidiary	14,948,061	1	-	-	-	-
Sharp Jusda Logistics Corporation (US)	Sharp Electronics Corporation	Affiliate	318,754	2	-	-	-	120
Hengyang Yuzhan Precision Technology Co., Ltd.	Henan Yuzhan Precision Technology Co., Ltd.	Subsidiary	171,566	5	1,367	Subsequent Collection	-	-
Hengyang Yuzhan Precision Technology Co., Ltd.	Shenzhenshi Yuzhan Precision Technology Co., Ltd.	Subsidiary	380,410	4	116,566	Subsequent Collection	-	-
Shunyun Technology Holdings Limited	Shunsin Technology (Ha Noi, Vietnam) Limited	Subsidiary	805,406	-	-	-	167,553	-
Shenzhen Fu Lian Lin Yun Guang Technology Co., Ltd.	Fulian Technology (Jiyuan) Co., Ltd.	Subsidiary	105,634	7	-	-	-	-
Shenzhen Fu Lian Lin Yun Guang Technology Co., Ltd.	Fulian Technology (Shanxi) Co., Ltd.	Subsidiary	177,582	10	-	-	-	-
Fuhong Cloud Computing (Tianjin) Co., Ltd.	Hongfujin Precision Electronics (Tianjin) Co., Ltd.	Subsidiary	779,836	7	-	-	-	-
Fuhong Cloud Computing (Tianjin) Co., Ltd.	Profit New Limited	Subsidiary	1,072,062	9	-	-	-	-
Fulian Technology (Zhoukou) Co., Ltd.	Shenzhenshi Yuzhan Precision Technology Co., Ltd.	Subsidiary	535,432	2	313,347	Subsequent Collection	-	-
Taiyuan Fuchi Technology Co., Ltd.	Fast Victor Limited	Subsidiary	20,301,333	1	-	-	14,594,854	-
NSG Technology Inc.	Cloud Network Technology USA Inc.	Subsidiary	182,801	10	1,874	Subsequent Collection	-	-
Premier Image Technology (China) Ltd.	Champ Tech Optical (Foshan) Corporation	Affiliate	193,003	1	-	-	103,616	72
Fuhong Precision Component (Bac Giang) Limited	Foxconn Interconnect Technology Limited	Subsidiary	482,264	3	-	-	-	-
Fuhong Precision Component (Bac Giang) Limited	Cloud Network Technology Singapore Pte. Ltd.	Subsidiary	9,709,096	4	-	-	-	-
Jusda International Supply Chain Management (Vietnam) Company Limited	FIH (Hong Kong) Limited	Subsidiary	150,384	1	-	-	129,396	-
Foxconn Hon Hai Technology India Mega Development Private Limited	Hongfujin Precision Electronics (Zhenzhou) Co., Ltd.	Subsidiary	100,919	1	-	-	61,450	-

Creditor	Counterparty	Relationship with the counterparty	Balance as at December 31, 2021	Turnover rate	Overdue receivables		Amount collected subsequent to the balance sheet date	Allowance for doubtful accounts
					Amount	Action taken		
Fukang Technology Company Limited	FIH (Hong Kong) Limited	Subsidiary	\$ 905,958	1	\$ -	-	\$ 579,671	\$ -

Note : Receivables from purchases of materials on behalf of the counterparty.



Hon Hai Precision Industry Co., Ltd. and Subsidiaries  
Significant inter-company transactions during the reporting period  
December 31, 2021

Expressed in thousands of TWD  
(Except as otherwise indicated)

Number (Note 1)	Company name	Counterparty	Relationship (Note 2)	Transaction			Percentage of consolidated total operating revenues or total assets (Note 4)
				General ledger account	Amount	Transaction terms	
0	Hon Hai Precision Industry Co., Ltd.	Foxconn (Far East) Limited and subsidiaries	Subsidiary	Other receivables	\$ 87,382,226	Note 3	2
0	Hon Hai Precision Industry Co., Ltd.	Foxconn (Far East) Limited and subsidiaries	Subsidiary	Accounts payable	53,757,370	Note 3	1
0	Hon Hai Precision Industry Co., Ltd.	Foxconn (Far East) Limited and subsidiaries	Subsidiary	Purchases	299,211,199	Note 3	5
0	Hon Hai Precision Industry Co., Ltd.	Foxconn Image & Printing Product Pte. Ltd. - Singapore	Subsidiary	Accounts payable	174,623,005	Note 3	4
0	Hon Hai Precision Industry Co., Ltd.	Foxconn Image & Printing Product Pte. Ltd. - Singapore	Subsidiary	Purchases	431,212,398	Note 3	7
0	Hon Hai Precision Industry Co., Ltd.	Futaihua Industrial (Shenzhen) Co., Ltd.	Subsidiary	Other receivables	138,918,716	Note 3	4
0	Hon Hai Precision Industry Co., Ltd.	Hongfujin Precision Electronics (Chengdu) Co., Ltd.	Subsidiary	Other receivables	156,300,860	Note 3	4
0	Hon Hai Precision Industry Co., Ltd.	Hongfujin Precision Electronics (Zhenzhou) Co., Ltd.	Subsidiary	Accounts receivable	107,415,764	Note 3	3
0	Hon Hai Precision Industry Co., Ltd.	Hongfujin Precision Electronics (Zhenzhou) Co., Ltd.	Subsidiary	Other receivables	266,216,455	Note 3	7
0	Hon Hai Precision Industry Co., Ltd.	Fast Victor Limited	Subsidiary	Accounts payable	58,911,906	Note 3	2
0	Hon Hai Precision Industry Co., Ltd.	Fast Victor Limited	Subsidiary	Purchases	316,557,959	Note 3	5
0	Hon Hai Precision Industry Co., Ltd.	Foxconn Precision Electronics (Taiyuan) Co., Ltd.	Subsidiary	Other receivables	70,200,555	Note 3	2
0	Hon Hai Precision Industry Co., Ltd.	Falcon Precision Trading Pte. Ltd.	Subsidiary	Accounts payable	248,985,107	Note 3	6
0	Hon Hai Precision Industry Co., Ltd.	Falcon Precision Trading Pte. Ltd.	Subsidiary	Purchases	687,328,973	Note 3	11
0	Hon Hai Precision Industry Co., Ltd.	HeNan FuChi Technology Co., Ltd.	Subsidiary	Other receivables	121,890,654	Note 3	3
0	Hon Hai Precision Industry Co., Ltd.	Foxconn Singapore Pte. Ltd.	Subsidiary	Accounts payable	542,861,747	Note 3	14
0	Hon Hai Precision Industry Co., Ltd.	Foxconn Singapore Pte. Ltd.	Subsidiary	Purchases	1,329,813,330	Note 3	22
1	Triple Win Technology(ShenZhen) Co., Ltd.	Best Ever Industries Ltd.	Subsidiary	Sales	72,380,560	Note 3	1

Number (Note 1)	Company name	Counterparty	Relationship (Note 2)	Transaction			Percentage of consolidated total operating revenues or total assets (Note 4)
				General ledger account	Amount	Transaction terms	
2	Futaihua Industrial (Shenzhen) Co., Ltd.	Foxconn Image & Printing Product Pte. Ltd.	Subsidiary	Accounts receivable	\$ 166,858,777	Note 3	4
2	Futaihua Industrial (Shenzhen) Co., Ltd.	Foxconn Image & Printing Product Pte. Ltd.	Subsidiary	Sales	479,649,230	Note 3	8
3	Hongfujing Precision Electronics (Tianjin) Co., Ltd.	Profit New Limited	Subsidiary	Sales	78,264,129	Note 3	1
4	Hongfujin Precision Electronics (Chengdu) Co., Ltd.	Falcon Precision Trading Pte. Ltd.	Subsidiary	Accounts receivable	198,415,915	Note 3	5
4	Hongfujin Precision Electronics (Chengdu) Co., Ltd.	Falcon Precision Trading Pte. Ltd.	Subsidiary	Sales	619,002,511	Note 3	10
5	NanNing FuGui Precision Industrial Co., Ltd.	Mega Well Limited	Subsidiary	Sales	87,240,569	Note 3	1
6	Futaihua Precision Electronics (Zhenzhou) Co., Ltd.	IPL International Limited	Subsidiary	Sales	65,380,659	Note 3	1
7	Hongfujin Precision Electronics (Zhenzhou) Co., Ltd.	Foxconn Singapore Pte. Ltd.	Subsidiary	Accounts receivable	541,612,000	Note 3	14
7	Hongfujin Precision Electronics (Zhenzhou) Co., Ltd.	Foxconn Singapore Pte. Ltd.	Subsidiary	Sales	1,679,976,288	Note 3	28
8	Mega Well Limited	Cloud Network Technology Singapore Pte. Ltd.	Subsidiary	Accounts receivable	67,515,430	Note 3	2
9	Foxconn Precision Electronics (Taiyuan) Co., Ltd.	Fast Victor Limited	Subsidiary	Accounts receivable	71,713,591	Note 3	2
10	Shenzhenshi Yuzhan Precision Technology Co., Ltd.	IPL International Limited	Subsidiary	Accounts receivable	58,702,835	Note 3	2
11	Henan Fuchi Technology Co., Ltd.	Hongfujin Precision Electronics (Zhenzhou) Co., Ltd.	Subsidiary	Accounts receivable	139,986,342	Note 3	4
12	Cloud Network Technology (Samoa) Limited	Foxconn Precision International Limited	Subsidiary	Accounts receivable	40,961,684	Note 3	1
13	IPL International Limited	Foxconn Precision International Limited	Subsidiary	Accounts receivable	81,810,980	Note 3	2
14	Mega Well Limited	Cloud Network Technology Singapore Pte. Ltd.	Subsidiary	Sales	203,428,041	Note 3	3
15	Foxconn Precision Electronics (Taiyuan) Co., Ltd.	Fast Victor Limited	Subsidiary	Sales	390,171,113	Note 3	7
16	New Beyond Maximum Industrial Limited	Foxconn Interconnect Technology Limited	Subsidiary	Sales	59,947,047	Note 3	1
17	Ingrasys (Singapore) Pte. Ltd.	Ingrasys Technology USA Inc.	Subsidiary	Sales	73,567,032	Note 3	1
18	Henan Yuzhan Technology Limited	IPL International Limited	Subsidiary	Sales	96,131,022	Note 3	2
19	Shenzhenshi Yuzhan Precision Technology Co., Ltd.	IPL International Limited	Subsidiary	Sales	194,376,484	Note 3	3

Number (Note 1)	Company name	Counterparty	Relationship (Note 2)	Transaction			Percentage of consolidated total operating revenues or total assets (Note 4)
				General ledger account	Amount	Transaction terms	
20	Henan Fuchi Technology Co., Ltd.	Hongfujin Precision Electronics (Zhenzhou) Co., Ltd.	Subsidiary	Sales	\$ 599,098,969	Note 3	10
21	Shenzhen Fulian Fugui Precision Industrial Co., Ltd.	Mega Well Limited	Subsidiary	Sales	108,258,626	Note 3	2
22	IPL International Limited	Foxconn Precision International Limited	Subsidiary	Sales	457,983,297	Note 3	8
23	Hon Fu Cheng Precision Electronics (Chengdu) Co., Ltd.	Falcon Precision Trading Pte. Ltd.	Subsidiary	Sales	75,198,283	Note 3	1

Note 1:

(1) Number 0 represents the Company.

(2) The consolidated subsidiaries are numbered in order from number 1.

Note 2: The transaction relationships with the counterparties are as follows:

(1) The Company to the consolidated subsidiary.

(2) The consolidated subsidiary to the Company.

(3) The consolidated subsidiary to another consolidated subsidiary.

Note 3: The prices and terms to related parties were not significantly different from transactions with third parties, except for particular transactions with no similar transactions to compare with. For these transactions, the prices and terms were determined in accordance with mutual agreements.

Note 4: In calculating the ratio, the transaction amount is divided by consolidated total assets for balance sheet accounts and is divided by consolidated total revenues for income statement accounts.

Note 5: For balance sheet accounts, transactions exceeding 1% of the consolidated total assets should be disclosed; for income statement accounts, transactions exceeding 1% of the consolidated total revenue should be disclosed.

All the transactions had been eliminated when preparing consolidated financial statements.

Note 6: Above transactions with related parties were based on the financial statements of the company for the same period which was audited by independent accountants.

Hon Hai Precision Industry Co., Ltd. and Subsidiaries  
Information on investees  
December 31, 2021

Table 10

Expressed in thousands of TWD  
(Except as otherwise indicated)

Investor	Investee	Location	Main business activities	Initial investment amount		Shares held as at December 31, 2021			Net profit (loss) of the investee for the year ended December 31, 2021	Investment income (loss) recognised by the Company for the year ended December 31, 2021	Footnote
				Balance as at December 31, 2021	Balance as at December 31, 2020	Number of shares	Ownership (%)	Book value			
Hon Hai Precision Industry Co., Ltd.	Foxconn (Far East) Limited	Cayman Islands	Investment holding	\$ 230,694,843	\$ 230,694,843	8,061,628,748	100	\$ 1,349,289,237	\$ 100,823,056	\$ 101,187,094	Note 1
Hon Hai Precision Industry Co., Ltd.	Sharp Corporation	Japan	Manufacture and sale of digital intelligence appliances, communication systems, electronic equipment and display equipment and related parts	34,432,479	34,432,479	130,000,000	21	47,846,316	20,456,203	6,171,369	Note 1 6
Hon Hai Precision Industry Co., Ltd.	eCMMS Precision Singapore Pte. Ltd.	Singapore	Manufacture and sale of computer and data processing equipment	12,799,049	12,799,049	343,010,000	100	13,262,816	216,448	216,392	Note 1
Hon Hai Precision Industry Co., Ltd.	Hyield Venture Capital Co., Ltd.	Taiwan	Investment holding	7,399,903	7,399,903	1,174,960,419	98	27,743,669	1,655,578	1,621,514	Note 1
Hon Hai Precision Industry Co., Ltd.	Bao Shin International Investment Co., Ltd.	Taiwan	Investment holding	2,998,500	2,998,500	1,163,730,000	100	20,518,952	1,518,811	1,518,811	
Hon Hai Precision Industry Co., Ltd.	Margini Holdings Limited	British Virgin Islands	Investment holding	8,907,895	8,907,895	275,980,200	100	17,890,964	443,594	443,594	
Hon Hai Precision Industry Co., Ltd.	Ambit International Ltd.	British Virgin Islands	Investment holding	2,393,965	2,393,965	74,572,281	100	55,968,380	8,742,126	8,742,126	
Hon Hai Precision Industry Co., Ltd.	Foxconn Holdings B.V. -Netherland	Netherlands	Investment holding	6,486,934	6,486,934	108,355,209	100	10,403,008	897,000	897,000	
Hon Hai Precision Industry Co., Ltd.	Fenix Industria De Eletronicos Ltda.	Brazil	Manufacture of computer wifi card and wifi module	539,450	539,450	53,333,780	99	747,319	86,870	86,409	
Hon Hai Precision Industry Co., Ltd.	Foxconn MOEBG Industria De Eletronicos Ltda-Brazil	Brazil	Products including FTV/DVR/Bluetooth module/set-top box and optical network terminals	348,977	348,977	24,315,201	100	288,161	74,604	74,597	
Hon Hai Precision Industry Co., Ltd.	Foxconn Technology Co., Ltd.	Taiwan	Sales and manufacturing of Mag/Al casing and mechanic parts	481,782	481,782	139,725,803	10	11,018,561	4,414,636	440,992	Note 1 2
Hon Hai Precision Industry Co., Ltd.	Foxconn Holding Ltd.	British Virgin Islands	Investment holding	48,092,764	46,728,413	1,570,510,519	100	65,115,721	7,833,399	7,833,399	
Hon Hai Precision Industry Co., Ltd.	Hon Yuan International Investment Co., Ltd.	Taiwan	Investment holding	1,611,500	1,611,500	341,678,900	100	5,005,030	491,466	491,466	

Investor	Investee	Location	Main business activities	Initial investment amount		Shares held as at December 31, 2021			Book value	Net profit (loss) of the investee for the year ended December 31, 2021	Investment income (loss) recognised by the Company for the year ended December 31, 2021	Footnote
				Balance as at December 31, 2021	Balance as at December 31, 2020	Number of shares	Ownership (%)					
				\$	\$		\$					
Hon Hai Precision Industry Co., Ltd.	Hon Chi International Investment Co., Ltd.	Taiwan	Investment holding	1,500,500	1,500,500	300,280,000	100	\$ 4,630,889	\$ 497,003	\$ 497,003		
Hon Hai Precision Industry Co., Ltd.	Foxconn Singapore Pte. Ltd.	Singapore	Investment holding	13,757,514	12,416,394	451,837,543	39	12,395,622 (	792,300) (	631,932)	Note 1 9	
Hon Hai Precision Industry Co., Ltd.	Foxconn Sa B.V.	Netherlands	Investment holding	3,247,330	3,247,330	72,163,188	100	1,316,953 (	33,397) (	33,397)		
Hon Hai Precision Industry Co., Ltd.	Pan-International Industrial Corporation	Taiwan	Manufacture and marketing of cables	2,042,398	2,042,398	107,776,254	21	2,789,860	1,162,597	202,812	Note 1 3	
Hon Hai Precision Industry Co., Ltd.	Lin Yih International Investment Co., Ltd.	Taiwan	Investment holding	2,554,411	904,411	261,900,000	100	2,465,943	7,138	7,138		
Hon Hai Precision Industry Co., Ltd.	Syntrend Creative Park Co., Ltd.	Taiwan	Retail of office machinery and equipment and electronic appliances, and information software services	1,836,463	1,836,463	183,646,250	75	941,188 (	4,244) (	3,175)		
Hon Hai Precision Industry Co., Ltd.	Premier Image Technology (H.K) Ltd.	Hong Kong	Purchase and sale of cameras and related parts	22,311	22,311	1,404,936	2	103,531	294,245	3,078	Note 1 4	
Hon Hai Precision Industry Co., Ltd.	Altus Technology Inc.	Taiwan	Rental and leasing	1,444,555	1,444,555	65,810,751	65	443,185 (	29,076) (	18,780)	Note 5	
Hon Hai Precision Industry Co., Ltd.	Asia Pacific Telecom Co., Ltd.	Taiwan	Special approval enterprise of type I telecommunications, manufacturing of wired (wireless) communication equipment and apparatus, installation of computer equipment and satellite TV channel facilities and telecommunications engineering, and provision of voice and non-voice mobile phone and third generation mobile telecom services	16,821,609	16,821,609	1,253,026,812	29	9,984,059 (	5,374,141) (	1,704,094)	Note 7	

Investor	Investee	Location	Main business activities	Initial investment amount		Shares held as at December 31, 2021			Net profit (loss) of the investee for the year ended December 31, 2021	Investment income (loss) recognised by the Company for the year ended December 31, 2021	Footnote
				Balance as at December 31, 2021	Balance as at December 31, 2020	Number of shares	Ownership (%)	Book value			
				\$	\$						
Hon Hai Precision Industry Co., Ltd.	Ennoconn Corporation	Taiwan	Design, manufacture and sale of computer system, embedded board, industrial PC motherboard	170,614	166,927	503,768	1	181,877	3,389,847	6,089	Note 1 8
Hon Hai Precision Industry Co., Ltd.	Foxtron Vehicle Technologies Co., Ltd.	Taiwan	Complete electric vehicles design and development, including technical authorisation and transfer. Also offering complete solutions for autonomous driving systems, new energy power and IoV systems	7,944,000	7,850,321	794,400,000	51	7,341,369	(949,291)	(484,153)	
Hon Hai Precision Industry Co., Ltd.	Hon Young Semiconductor Corporation	Taiwan	Design, manufacture and components and sale of electronic software	3,170,000	-	317,000,000	100	3,155,710	(14,290)	(14,290)	
Hon Hai Precision Industry Co., Ltd.	Others	Others		379,397	375,229	-	-	38,105	40,299	19,240	Note 1 10
Foxconn (Far East) Limited	Sharp Corporation	Japan	Manufacture and sale of digital intelligence appliances, communication systems, electronic equipment and display equipment and related parts	24,973,175	24,973,175	91,555,069	15	33,364,493	20,456,203	4,348,722	Note 6
Hyield, Hon Yuan, Bao Shin and Hon Chi	Foxconn Technology Co., Ltd.	Taiwan	Production, processing and sales of network terminals, computer monitors, computer peripheral devices, power supplies and components	1,992,567	1,992,567	277,194,573	20	22,076,236	4,414,636	874,742	Note 2 11
Hon Yuan, Bao Shin, Hon Chi and Hon Yiang	Pan-International Industrial Corporation	Taiwan	Manufacture and marketing of cables	560,639	560,639	29,620,041	6	798,467	1,162,597	55,969	Note 3 11
Hyield, Hon Yuan, Bao Shin, Lin Yih and Hon Chi	CyberTAN Technology, Inc.	Taiwan	Manufacture, design and marketing of wireless network equipment	357,397	357,397	35,122,013	11	581,330	24,393	1,165	Note 11

Investor	Investee	Location	Main business activities	Initial investment amount		Shares held as at December 31, 2021			Net profit (loss) of the investee for the year ended December 31, 2021	Investment income (loss) recognised by the Company for the year ended December 31, 2021	Footnote
				Balance as at December 31, 2021	Balance as at December 31, 2020	Number of shares	Ownership (%)	Book value			
				\$	\$						
Hyield, Hon Yuan, Bao Shin and Hon Chi	G-TECH Optoelectronics Corporation	Taiwan	Manufacture of glass, glass products and electronics components	1,669,704	1,669,704	46,270,023	22	251,101	120,795	24,422	Note 11
Hyield, Hon Yuan, Bao Shin and Hon Chi	Foxsemicon Integrated Technology Inc.	Taiwan	Manufacture of semiconductor machinery and sales of computer components	915,164	915,164	14,557,088	17	1,234,801	1,518,523	250,185	Note 11
Hyield, Hon Yuan, Bao Shin and Hon Chi	Ennoconn Corporation	Taiwan	Design and manufacture of single board computer, embedded board, industrial motherboard	1,282,650	1,017,326	36,249,744	36	3,921,369	3,389,847	441,064	Note 8 11
Hon Chi, Hon Yuan, Bao Shin, and Hyield	Foxnum Technology Co., Ltd.	Taiwan	Production, processing and sales of network terminals, computer monitors, computer peripheral devices, power supplies and components	913,762	819,762	49,928,316	100	75,412	21,368	41,992	Note 11
Hyield	Antec Electronic System Co., Ltd.	Taiwan	Manufacture of cable, electronic equipment and electron component of motor vehicles	970,000	970,000	60,010,000	100	170,399	12,478	12,482	Note 11
Hyield	Burrage Capital Healthcare Offshore Fund II, Ltd.	Cayman Islands	Investment holding	441,300	441,300	15,000,000	100	574,693	339,218	339,218	Note 11
Bao Shin, Hyield, Hon Yuan and Hon Chi	Fitipower Integrated Technology Inc.	Taiwan	Manufacture of integrated circuit/semi-conductor machinery and sales of computer components	863,956	585,000	46,544,106	25	4,104,583	6,389,635	1,678,003	Note 11
Hyield and Lin Yih	Taiwan Intelligent Fiber Optic Network Co., Ltd.	Taiwan	Leasing of FTTH wideband loop, FTTH wideband internet service, and ethernet leased circuit	808,158	808,158	56,601,286	21	545,767	148,991	30,678	Note 11

Investor	Investee	Location	Main business activities	Initial investment amount		Shares held as at December 31, 2021			Net profit (loss) of the investee for the year ended December 31, 2021	Investment income (loss) recognised by the Company for the year ended December 31, 2021	Footnote
				Balance as at December 31, 2021	Balance as at December 31, 2020	Number of shares	Ownership (%)	Book value			
				\$	\$						
Bao Shin and FIH Mobile Limited	Advanced Optoelectronic Technology Inc.	Taiwan	Development, test, manufacture, sales of SMD LEDs, imports, exports and sales of these material and semi-manufactured goods	\$ 353,120	\$ 353,120	17,559,000	12	\$ 338,665	\$ 88,311	\$ 10,445	Note 11
Bao Shin, Hyield, and Lin Yih	Healthconn Corporation	Taiwan	Consultancy of health checkup software, machine, and health care	276,170	276,170	24,637,025	55	538,321	37,433	10,034	Note 11
Bao Shin, Hon Chi and Hyield	Asia Pacific Telecom Co., Ltd.	Taiwan	Special approval enterprise of type I telecommunications, manufacturing of wired (wireless) communication equipment and apparatus, installation of computer equipment and satellite TV channel facilities and telecommunications engineering, and provision of voice and non-voice mobile phone and third-generation mobile telecom services	3,045,178	3,045,178	302,022,004	7	2,207,071 (	5,374,141) (	410,745)	Note 7 11
Bao Shin	Aurora Telecom Corporation	Taiwan	Sales of mobile phones and its accessories and activate mobile number	273,444	273,444	12,777,765	30	222,136 (	63,946) (	18,870)	Note 11
Bao Shin, Hyield, Hon Yuan and Hon Chi	Zhong Yang Technology Co., Ltd.	Taiwan	Research and development, manufacturing and sales of mold, digital lens assembly and lens coating	993,848	906,334	20,651,493	26	547,946 (	297,116) (	77,492)	Note 11



Investor	Investee	Location	Main business activities	Initial investment amount		Shares held as at December 31, 2021			Net profit (loss) of the investee for the year ended December 31, 2021	Investment income (loss) recognised by the Company for the year ended December 31, 2021	Footnote
				Balance as at December 31, 2021	Balance as at December 31, 2020	Number of shares	Ownership				
				\$	\$		(%)	Book value			
Hyield, Hon Yuan, Bao Shin, Lin Yih and Hon Chi	Others	Others		\$ 3,344,196	\$ 2,425,981	-		\$ 3,443,932	\$ 549,971	\$ 625,995	Note 10

Note 1: The investment income recognised for this year had eliminated unrealised gain or loss on the transactions between the Company and its investees.

Note 7: The Company and the direct and indirect investee companies own 36.02% of Asia Pacific Telecom Co., Ltd.'s outstanding shares.

Note 8: The Company and the direct and indirect investee companies own 36.33% of Ennoconn Corporation's outstanding shares.

Note 9: The Company and the direct and indirect investee companies own 100% of Foxconn Singapore Pte. Ltd.'s outstanding shares.

Note 10: Due to the amount is insignificant, combined disclosure is adopted.

Note 11: Hyield Venture Capital Co., Ltd. is referred to as Hyield, Hon Chi International Investment Co., Ltd. is referred to as Hon Chi, Hon Yuan International Investment Co., Ltd. is referred to as Hon Yuan, Bao Shin International Investment Co., Ltd. is referred to as Bao Shin, Lin Yih International Investment Co., Ltd. is referred to as Lin Yih and Hon Yihing International Investment Co., Ltd. is referred to as Hon Yihing.

is only disclosed to the level of the holding company.

Hon Hai Precision Industry Co., Ltd. and Subsidiaries  
Information on investments in Mainland China  
For the year ended December 31, 2021

Table 11

Expressed in thousands of TWD  
(Except as otherwise indicated)

Investee in Mainland China	Main business activities	Paid-in capital	Investment method (Note 1)	Accumulated amount of remittance from Taiwan to Mainland China as of January 1, 2021	Amount remitted from Taiwan to Mainland China/ Amount remitted back to Taiwan for the year ended December 31, 2021		Accumulated amount of remittance from Taiwan to Mainland China as of December 31, 2021	Net income of investee for the year ended December 31, 2021	Ownership held by the Company (direct or indirect)	Investment income (loss) recognised by the Company for the year ended December 31, 2021	Book value of investments in Mainland China as of December 31, 2021	Accumulated amount of investment income remitted back to Taiwan as of December 31, 2021	Footnote	
					Remitted to Mainland China	Remitted back to Taiwan								
FIH Precision Component Co., Ltd.	Manufacturing of telecommunication cases	\$ 1,904,384	(2)	\$ -	\$ -	\$ -	\$ -	(\$ 164,257)	63.43	(\$ 103,394)	\$ 7,588,046	\$ -	Note 2	
Fujin Precision Industry (Shenzhen) Co., Ltd.	Manufacturing and processing of computer cases, computer peripherals, etc.	1,451,816	(2)	138,400	-	-	138,400	10,166	100	10,166	531,588	120,685	Note 2	
Shenzhen Fu Tai Hong Precision Industry Co., Ltd.	Manufacturing and marketing of computer cases, micro ribbon connectors for terminals, etc.	4,941,434	(2)	-	-	-	(	772,376)	63.43	(	486,185)	12,403,569	-	Note 2
Foxconn Precision Component (Shenzhen) Co., Ltd.	Manufacturing of connectors, micro ribbon connectors for terminals, micro- computers, mouse cables, monitor cables, etc.	1,684,051	(2)	83,040	-	-	83,040	49,617	100	49,617	1,569,745	-	Note 2	
Honxun Electrical Industry (Hangzhou) Co., Ltd.	Manufacturing and marketing of computer cases, micro ribbon connectors for terminals, etc.	3,509,824	(2)	-	-	-	-	106,225	63.43	66,865	6,260,879	-	Note 2	
Hongzhun Precision Tooling (Shenzhen) Co., Ltd.	Manufacturing and marketing of computer cases and computer peripherals, etc.	415,200	(2)	-	-	-	-	22,898	100	22,898	727,624	-	Note 2	

Investee in Mainland China	Main business activities	Paid-in capital	Investment method (Note 1)	Accumulated amount of remittance from Taiwan to Mainland China as of January 1, 2021	Amount remitted from Taiwan to Mainland China/ Amount remitted back to Taiwan for the year ended December 31, 2021		Accumulated amount of remittance from Taiwan to Mainland China as of December 31, 2021	Net income of investee for the year ended December 31, 2021	Ownership held by the Company (direct or indirect)	Investment income (loss) recognised by the Company for the year ended December 31, 2021	Book value of investments in Mainland China as of December 31, 2021	Accumulated amount of investment income remitted back to Taiwan as of December 31, 2021	Footnote
					Remitted to Mainland China	Remitted back to Taiwan							
Foxconn Computer Connectors (Kunshan) Co., Ltd.	Manufacturing of connectors, micro ribbon connectors for terminals, micro- computers, mouse cables, monitor cables, etc.	\$ 1,234,528	(2)	\$ 138,400	\$ -	\$ -	\$ 138,400	(\$ 1,783,521)	72.61	(\$ 1,363,413)	\$ 6,112,361	\$ 197,635	Note 2
Fu Ding Precision Component (Shenzhen) Co., Ltd.	Manufacturing and marketing of connectors, micro ribbon connectors for terminals, etc.	1,328,640	(2)	-	-	-	-	1,810,340	72.61	1,383,914	8,265,983	-	Note 2
Hong Fujin Precision Industrial (Shenzhen) Co., Ltd.	Manufacturing and marketing of computer case and computer peripherals, etc.	4,677,920	(2)	-	-	-	-	9,242,815	100	9,242,815	134,522,575	969,354	Note 2
Foxconn Electronic Industrial Development (Kunshan) Co., Ltd.	Manufacturing and marketing of computer cases, micro ribbon connectors for terminals, etc.	3,432,320	(2)	1,550,080	-	-	1,550,080	85,571	72.61	65,415	3,556,351	-	Note 2
Futaijie Science & Technology Development (Shenzhen) Co., Ltd.	Manufacturing and design of computer components keyboards, etc.	332,160	(2)	-	-	-	-	53,222	100	837,282	837,282	-	Note 2
Fuhong Precision Component (Shenzhen) Co., Ltd.	Manufacturing and marketing of connectors, micro ribbon connectors for terminals, etc.	318,320	(2)	-	-	-	-	46,889	100	46,889	1,111,278	60,066	Note 2
Hongzhun Precision Tooling (Kunshan) Co., Ltd.	Manufacturing and marketing of computer cases and computer peripherals, etc.	2,380,480	(2)	-	-	-	-	1,411,782	100	1,411,782	10,152,568	75,290	Note 2

Investee in Mainland China	Main business activities	Paid-in capital	Investment method (Note 1)	Accumulated amount of remittance from Taiwan to Mainland China as of January 1, 2021	Amount remitted from Taiwan to Mainland China/ Amount remitted back to Taiwan for the year ended December 31, 2021		Accumulated amount of remittance from Taiwan to Mainland China as of December 31, 2021	Net income of investee for the year ended December 31, 2021	Ownership held by the Company (direct or indirect)	Investment income (loss) recognised by the Company for the year ended December 31, 2021	Book value of investments in Mainland China as of December 31, 2021	Accumulated amount of investment income remitted back to Taiwan as of December 31, 2021	Footnote
					Remitted to Mainland China	Remitted back to Taiwan							
Kangzhun Electronic Technology (Kunshan) Co., Ltd.	Manufacturing and marketing of computer components, computer peripherals, etc.	\$ 4,041,280	(2)	\$ 802,720	\$ -	\$ -	\$ 802,720	\$ 230,978	100	\$ 230,978	\$ 6,741,691	\$ -	Note 2
Futai Kang Precision Component (Shenzhen) Co., Ltd.	Manufacturing and marketing of computer cases, micro ribbon connectors for terminals, etc.	159,160	(2)	-	-	-	-	44,894	100	44,894	390,407	-	Note 2
Fujian Precision Industrial (Jincheng) Co., Ltd.	Manufacturing and marketing of computer frames and related metal compression components	18,462,560	(2)	9,715,680	-	-	9,715,680	890,238	100	890,238	32,843,743	-	Note 2
Honyeh Precision Component (Kunshan) Co., Ltd.	Manufacturing and marketing of computer components	-	(2)	-	-	-	-	-	100	-	-	40,136	Note 2
Triple Win Technology (Shenzhen) Co., Ltd.	Production and sale of optoelectronic devices, sensitive components, semiconductors, optoelectronic materials, new-type display devices, and spare parts of the above products	1,190,240	(2)	1,190,240	-	-	1,190,240	4,019,955	100	4,019,955	11,276,171	-	Note 2
Foxway Precision Industry (Hangzhou) Co., Ltd.	Manufacturing and marketing of router components	346,000	(2)	-	-	-	-	16,739	100	16,739	1,131,760	-	Note 2
Hongfutai Precision Electronics (Yantai) Co., Ltd.	Manufacturing and marketing of auto digital signal process device and components, management of sales and marketing for robots, electronic whiteboards, game consoles, game controllers, CD players, projectors and joysticks	6,323,496	(2)	-	-	-	-	2,632,313	100	2,632,313	15,489,478	-	Note 2

Investee in Mainland China	Main business activities	Paid-in capital	Investment method (Note 1)	Accumulated amount of remittance from Taiwan to Mainland China as of January 1, 2021	Amount remitted from Taiwan to Mainland China/ Amount remitted back to Taiwan for the year ended December 31, 2021		Accumulated amount of remittance from Taiwan to Mainland China as of December 31, 2021	Net income of investee for the year ended December 31, 2021	Ownership held by the Company (direct or indirect)	Investment income (loss) recognised by the Company for the year ended December 31, 2021	Book value of investments in Mainland China as of December 31, 2021	Accumulated amount of investment income remitted back to Taiwan as of December 31, 2021	Footnote
					Remitted to Mainland China	Remitted back to Taiwan							
ShunSin Technology (Zhongshan) Limited	Manufacturing and marketing of high frequency wireless communication modules and assembly, testing, and sales of Integrated Circuit (IC) of various sizes	\$ 3,030,692	(2)	\$ 678,160	\$ -	\$ -	\$ 678,160	\$ 2,629	59.52	\$ 1,565	\$ 5,641,772	\$ -	Note 2
Fuxiang Precision Industry (Kunshan) Co., Ltd.	Manufacturing and marketing of computer frames and related metal compression components	10,103,200	(2)	692,000	-	-	692,000	2,276,790	100	2,276,790	18,581,264	-	Note 2
Dong Guan Hong Song Precision Component Co., Ltd.	Manufacturing and marketing of keypad and computer components	276,800	(2)	-	-	-	-	9,371	100	9,371	451,409	-	Note 2
FIH (Tian Jin) Precision Industry Co., Ltd.	Manufacturing and marketing of wireless phone and components	1,461,504	(2)	-	-	-	( 236,294)	63.43	( 148,739)	( 2,123,748)	-	Note 2	
Fugion Material Technology (Shenzhen) Co., Ltd.	Manufacturing and marketing of potassium aurous cyanide	378,808	(2)	-	-	-	-	91,837	70	64,286	387,045	-	Note 2

Investee in Mainland China	Main business activities	Paid-in capital	Investment method (Note 1)	Accumulated amount of remittance from Taiwan to Mainland China as of January 1, 2021	Amount remitted from Taiwan to Mainland China/ Amount remitted back to Taiwan for the year ended December 31, 2021		Accumulated amount of remittance from Taiwan to Mainland China as of December 31, 2021	Net income of investee for the year ended December 31, 2021	Ownership held by the Company (direct or indirect)	Investment income (loss) recognised by the Company for the year ended December 31, 2021	Book value of investments in Mainland China as of December 31, 2021	Accumulated amount of investment income remitted back to Taiwan as of December 31, 2021	Footnote
					Remitted to Mainland China	Remitted back to Taiwan							
Antec Automotive Electric System (Kunshan) Co., Ltd.	Manufacturing and marketing of automobiles	\$ 263,098	(2)	\$ 138,400	\$ -	\$ -	\$ 138,400	(\$ 1,931)	100	(\$ 1,931)	\$ 9,308	\$ -	Note 2
Foxconn Precision Electronics (Yantai) Co., Ltd.	Manufacturing and marketing of telecommunication peripherals	4,539,520	(2)	907,566	-	-	907,566	156,868	100	156,868	5,403,251	-	Note 2
Premier Image Technology (China) Co., Ltd.	Manufacturing and sale of cameras	4,200,829	(2)	17,992	-	-	17,992	284,364	100	284,364	6,037,743	-	Note 2
Fu Zhun Precision Tooling (Huaian) Co., Ltd.	Designing, manufacturing and marketing of computer components	2,745,856	(2)	-	-	-	-	155,998	100	155,998	5,012,345	-	Note 2
Fu Yu Electronical Technology (Huaian) Co., Ltd.	Designing and marketing of connectors and cables	7,368,416	(2)	4,705,600	-	-	4,705,600	320,362	72.61	244,901	8,441,362	-	Note 2
CJ Electric System Co., Ltd.	Manufacturing and marketing of automobiles	78,383	(2)	-	-	-	-	23,304	50	11,652	101,502	-	Note 2
Foxconn Precision Electronics (Taiyuan) Co., Ltd.	Manufacturing and marketing of plugs, PCB, and cell phone casings	13,106,480	(2)	1,990,042	-	-	1,990,042	3,603,237	100	3,603,237	47,330,764	-	Note 2
Avary Holding (Shenzhen) Co., Limited	Manufacturing and marketing of rigid single (double) sided PCB, rigid multilayer PCB, flexible multilayer PCB and other PCB	10,084,465	(2)	-	-	-	-	14,659,424	27.33	4,006,596	20,459,384	-	Note 2

Investee in Mainland China	Main business activities	Paid-in capital	Investment method (Note 1)	Accumulated amount of remittance from Taiwan to Mainland China as of January 1, 2021	Amount remitted from Taiwan to Mainland China/ Amount remitted back to Taiwan for the year ended December 31, 2021		Accumulated amount of remittance from Taiwan to Mainland China as of December 31, 2021	Net income of investee for the year ended December 31, 2021	Ownership held by the Company (direct or indirect)	Investment income (loss) recognised by the Company for the year ended December 31, 2021	Book value of investments in Mainland China as of December 31, 2021	Accumulated amount of investment income remitted back to Taiwan as of December 31, 2021	Footnote
					Remitted to Mainland China	Remitted back to Taiwan							
Futaijing Precision Electronics (Beijing) Co., Ltd.	Manufacturing and marketing of plugs, PCB, and cell phone casings	\$ 2,076,000	(2)	\$ -	\$ -	\$ -	-\$ (109,891)	63.43	(\$ 69,173)	\$ 1,921,078	\$ -	Note 2	
FIH Precision Electronics (Lang Fang) Co., Ltd.	Manufacturing and marketing of cell phone and components	13,161,840	(2)	-	-	-	( 1,608,914)	63.43	( 1,012,758)	9,984,923	-	Note 2	
Fuyu Energy Technology (Kunshan) Co., Ltd.	Manufacturing and marketing of micro ribbon connectors for terminals	553,600	(2)	-	-	-	31,765	100	31,765	648,386	-	Note 2	
Hongfujin Precision Industry (Wuhan) Co., Ltd.	Manufacturing and marketing of computer and digital camera components	8,104,704	(2)	5,339,472	-	-	5,339,472	2,169,496	100	2,169,496	22,203,113	-	Note 2
Hongfujin Precision Electronics (Yantai) Co., Ltd.	Manufacturing and marketing of computer components	1,959,744	(2)	-	-	-	4,132,715	100	4,132,715	43,992,926	-	Note 2	
FIH (Nanjing) Communications Co., Ltd.	Manufacturing and marketing of handset and components	484,400	(2)	-	-	-	66,419	63.43	41,809	275,427	-	Note 2	
Foxconn (Nanjing) Software Co., Ltd.	Computer software, hardware and other digital product	885,760	(2)	-	-	-	( 12,745)	100	( 12,745)	1,624,384	-	Note 2	

Investee in Mainland China	Main business activities	Paid-in capital	Investment method (Note 1)	Accumulated amount of remittance from Taiwan to Mainland China as of January 1, 2021	Amount remitted from Taiwan to Mainland China/ Amount remitted back to Taiwan for the year ended December 31, 2021		Accumulated amount of remittance from Taiwan to Mainland China as of December 31, 2021	Net income of investee for the year ended December 31, 2021	Ownership held by the Company (direct or indirect)	Investment income (loss) recognised by the Company for the year ended December 31, 2021	Book value of investments in Mainland China as of December 31, 2021	Accumulated amount of investment income remitted back to Taiwan as of December 31, 2021	Footnote
					Remitted to Mainland China	Remitted back to Taiwan							
Fu Tai Kang Electronics Development (Yantai) Ltd.	Industrial design business	\$ 1,660,800	(2)	\$ 1,660,800	\$ -	\$ -	\$ 1,660,800	\$ 56,183	100	\$ 56,183	\$ 838,950	\$ -	Note 2
Foxconn (Shenyang) Precision Industry Co., Ltd.	Manufacturing and sales of Computer Numeric Controlled (CNC) machinery and permanent magnet servomotors	1,632,064	(2)	-	-	-	-	4,094	69.23	2,834	1,149,490	-	Note 2
Fu Ding Electronic Technology (Jiashan) Co., Ltd.	Manufacturing and marketing of computer components and molds	10,933,600	(2)	7,335,200	-	-	7,335,200	1,022,559	100	1,022,559	16,112,194	-	Note 2
Fuhuajie Industrial (Shenzhen) Co., Ltd.	Manufacturing and marketing of microcomputer and liquid crystal display	3,183,200	(2)	3,183,200	-	-	3,183,200	153,196	100	153,196	2,714,707	-	Note 2
GDS Software (Shenzhen) Co., Ltd.	OEM and sales of computer software not including IC design	318,320	(2)	276,800	-	-	276,800	20,180	100	20,180	369,115	-	Note 2
Futaihua Industrial (Shenzhen) Co., Ltd.	Manufacturing and marketing of microcomputer, cell phone and components	10,241,600	(2)	10,241,600	-	-	10,241,600	24,865,555	100	24,865,555	287,434,620	-	Note 2



Investee in Mainland China	Main business activities	Paid-in capital	Investment method (Note 1)	Accumulated amount of remittance from Taiwan to Mainland China as of January 1, 2021	Amount remitted from Taiwan to Mainland China/ Amount remitted back to Taiwan for the year ended December 31, 2021		Accumulated amount of remittance from Taiwan to Mainland China as of December 31, 2021	Net income of investee for the year ended December 31, 2021	Ownership held by the Company (direct or indirect)	Investment income (loss) recognised by the Company for the year ended December 31, 2021	Book value of investments in Mainland China as of December 31, 2021	Accumulated amount of investment income remitted back to Taiwan as of December 31, 2021	Footnote
					Remitted to Mainland China	Remitted back to Taiwan							
Dongguan Yihong Precision Tooling Co., Ltd.	Design, R&D and manufacture of precision die stamping, precision die opening, standardised modules, nonmetallic product molds, electronic equipment, testing equipment, electronic components, digital video recorders, digital TV, digital recorders and key components, and management and agency of import and export for various products and technologies	\$ 262,712	(2)	\$ -	\$ -	\$ -	\$ -	(\$ 1,000)	25.71	(\$ 257)	\$ 94,790	\$ -	Note 2
Wuxi Xinguan Metal Science & Technology Co., Ltd.	Design, R&D and manufacture of precision die stamping, precision die opening, standardised modules, nonmetallic product molds, electronic equipment, testing equipment, electronic components, digital video recorders, digital TV, digital recorders and key components, and management and agency of import and export for various products and technologies	667,003	(2)	-	-	-	-	( 20,181)	25.71	( 5,189)	74,381	-	Note 2

Investee in Mainland China	Main business activities	Paid-in capital	Investment method (Note 1)	Amount remitted				Net income of investee for the year ended December 31, 2021	Ownership held by the Company (direct or indirect)	Investment income (loss) recognised by the Company for the year ended December 31, 2021	Book value of investments in Mainland China as of December 31, 2021	Accumulated amount of investment income remitted back to Taiwan as of December 31, 2021	Footnote
				Accumulated amount of remittance from Taiwan to Mainland China as of January 1, 2021	from Taiwan to Mainland China/ Amount remitted back to Taiwan for the year ended December 31, 2021		Accumulated amount of remittance from Taiwan to Mainland China as of December 31, 2021						
					Remitted to Mainland China	Remitted back to Taiwan							
Kunshan Eson Precision Engineering Co., Ltd.	Design and manufacture of electronic equipment, testing equipment and various precision die stamping precision die opening, injection molds, compressor molds, standardized modules, and new electronics and components, LCD TV, and servers; sales of self-produced products; wholesale and import/export of products	\$ 1,677,983	(2)	\$ -	\$ -	\$ -	\$ -	\$ 64,706	25.71	\$ 16,636	\$ 683,907	\$ -	Note 2
Yantai Eson Precision Electronics Co., Ltd.	Manufacturing and management of other color video surveillance devices, black and white or monochromatic video surveillance devices	134,047	(2)	-	-	-	-	7,228	25.71	1,858	52,159	-	Note 2
Guangzhou OED Technologies Co., Ltd.	Manufacturing and marketing of flexible display and molding	381,856	(2)	55,360	-	-	55,360	( 92,974)	5.76	-	55,360	-	Note 2
Hongfujin Precision Electronics (Chongqing) Co., Ltd.	Manufacturing and marketing of computer chassis and metal stamping parts	5,277,192	(2)	5,277,192	-	-	5,277,192	865,055	100	865,055	9,786,935	-	Note 2
Innovation (Beijing) Software Development Co., Ltd.	Design and publish of computer software	434,077	(2)	71,968	-	-	71,968	( 30,031)	8.88	-	71,968	-	Note 2

Investee in Mainland China	Main business activities	Paid-in capital	Investment method (Note 1)	Accumulated amount of remittance from Taiwan to Mainland China as of January 1, 2021	Amount remitted from Taiwan to Mainland China/ Amount remitted back to Taiwan		Accumulated amount of remittance from Taiwan to Mainland China as of December 31, 2021	Net income of investee for the year ended December 31, 2021	Ownership held by the Company (direct or indirect)	Investment income (loss) recognised by the Company for the year ended December 31, 2021	Book value of investments in Mainland China as of December 31, 2021	Accumulated amount of investment income remitted back to Taiwan as of December 31, 2021	Footnote
					Remitted to Mainland China	Remitted back to Taiwan							
					for the year ended December 31, 2021	for the year ended December 31, 2021							
Hongfujin Precision Electronics (Zhengzhou) Co., Ltd.	Manufacturing and marketing of cell phone and components	\$ 55,360,000	(2)	\$ 47,056,000	\$ -	\$ -	\$ 47,056,000	\$ 15,427,634	100	\$ 15,427,634	\$ 137,807,983	\$ -	Note 2
Hongfujin Precision Electronics (Chengdu) Co., Ltd.	Manufacturing and marketing of tablet PC	26,296,000	(2)	13,840,000	-	-	13,840,000	4,502,507	100	4,502,507	69,992,615	-	Note 2
Fuding Precision Industry (Zhengzhou) Co., Ltd.	Manufacturing and marketing of new electronic components	1,107,200	(2)	276,800	-	-	276,800	( 125,148)	72.61	( 95,669)	1,445,884	-	Note 2
Yantai Fuhuada Precision Electronics Co., Ltd.	Manufacturing and marketing of new electronic components	5,037,760	(2)	470,560	-	-	470,560	80,210	100	80,210	1,970,643	-	Note 2
Fujun Precision Electronics (Chongqing) Co., Ltd.	Manufacturing and marketing of switches and routers	415,200	(2)	415,200	-	-	415,200	( 36,941)	100	( 36,941)	334,181	-	Note 2
Futaihua Precision Electronics (Chengdu) Co., Ltd.	Manufacturing and marketing of compression molding plastic injection mold and metal	1,439,360	(2)	1,439,360	-	-	1,439,360	152,625	100	152,625	2,631,623	-	Note 2
Anpinda Precision Industry (Huizhou) Co., Ltd.	Manufacturing and marketing of computer components and microcomputers	1,384,000	(2)	1,107,200	-	-	1,107,200	( 71,055)	100	( 71,055)	1,290,247	-	Note 2
Nanning Futaihong Precision industry Co., Ltd.	Manufacturing and marketing of cell phone	1,384,000	(2)	-	-	-	-	25,828	63.43	16,258	915,130	-	Note 2

Investee in Mainland China	Main business activities	Paid-in capital	Investment method (Note 1)	Accumulated amount of remittance from Taiwan to Mainland China as of January 1, 2021	Amount remitted from Taiwan to Mainland China/ Amount remitted back to Taiwan for the year ended December 31, 2021		Accumulated amount of remittance from Taiwan to Mainland China as of December 31, 2021	Net income of investee for the year ended December 31, 2021	Ownership held by the Company (direct or indirect)	Investment income (loss) recognised by the Company for the year ended December 31, 2021	Book value of investments in Mainland China as of December 31, 2021	Accumulated amount of investment income remitted back to Taiwan as of December 31, 2021	Footnote
					Remitted to Mainland China	Remitted back to Taiwan							
WWW (Jincheng) Co., Ltd.	Manufacturing and marketing of lens module	\$ 3,795,215	(2)	\$ 848,089	\$ -	\$ -	\$ 848,089	(\$ 463,010)	100	(\$ 463,010)	\$ 870,689	\$ -	Note 2
UER Technology (Shenzhen) Corporation	Manufacturing and marketing of lithium battery	-	(2)	-	-	-	-	43,580	43.79	19,084	-	-	Note 2
Tianjin Funayuanhuang Technology Co., Ltd.	Manufacturing and marketing of liquid crystal display components	-	(2)	470,560	-	-	470,560	( 827)	99.38	( 822)	-	-	Note 2
Fuyu Energy Technology (Funing) Co., Ltd.	Engaged in the production and marketing of operating solar energy battery business	1,522,400	(2)	1,522,400	-	-	1,522,400	( 80,725)	100	( 80,725)	1,060,471	-	Note 2
Futaijing Precision Electronics (Yantai) Co., Ltd.	Manufacturing and marketing of handset component product	553,600	(2)	-	-	-	-	123,557	63.43	77,775	1,100,459	-	Note 2
Hongfujin Precision Industry (Hengyang) Co., Ltd.	Manufacturing and marketing of holder, metal and plastic honing machines, hot melt machine, marking machine, laminating machine, laser or other light beams (assembly equipment), bolt machine and inspection devices	1,051,840	(2)	1,051,840	-	-	1,051,840	222,314	100	222,314	3,820,000	-	Note 2
Innocom Technology (Chongqing) Co., Ltd.	Manufacturing of LCD related products, modules, components and systems	83,040	(2)	109,999	-	-	109,999	( 10)	100	( 10)	( 89,860)	-	Note 2

Investee in Mainland China	Main business activities	Paid-in capital	Investment method (Note 1)	Accumulated amount of remittance from Taiwan to Mainland China as of January 1, 2021	Amount remitted from Taiwan to Mainland China/ Amount remitted back to Taiwan for the year ended December 31, 2021		Accumulated amount of remittance from Taiwan to Mainland China as of December 31, 2021	Net income of investee for the year ended December 31, 2021	Ownership held by the Company (direct or indirect)	Investment income (loss) recognised by the Company for the year ended December 31, 2021	Book value of investments in Mainland China as of December 31, 2021	Accumulated amount of investment income remitted back to Taiwan as of December 31, 2021	Footnote
					Remitted to Mainland China	Remitted back to Taiwan							
Funeng New Energy Technology Service (Nanyang) Co., Ltd.	Electromechanical telecommunications and circuit equipment installation	\$ 166,080	(2)	\$ -	\$ -	\$ -	\$ -	\$ 7,146	100	\$ 7,146	\$ 222,204	\$ -	Note 2
Interface Technology (Chengdu) Co., Ltd.	Manufacturing and marketing of TFT-LCD modules and related materials	8,822,427	(2)	705,840	-	-	705,840	4,618,915	22.54	1,041,103	7,995,317	-	Note 2
Changchun Leiguan Environmental Plastic Products Co., Ltd.	Manufacturing and marketing of articles for the conveyance or packing of goods, of plastics	152,794	(2)	152,794	-	-	152,794	( 7,883)	100	( 7,883)	83,019	-	Note 2
Changchun Chentai Technology Co., Ltd.	Manufacturer of degradable plastic resin	443,434	(2)	376,919	-	-	376,919	( 8,335)	85	( 7,085)	309,412	-	Note 2
Changchun Yongtai Technology Co., Ltd.	Manufacturer of degradable plastic resin	44,288	(2)	44,288	-	-	44,288	( 1,087)	85	( 924)	49,184	-	Note 2
Fu Hon Yuan (Shenzhen) Environmental Technology Ltd.	Environmental technology development and wholesale of pollution controlling equipments	5,536	(2)	-	-	-	-	2,804	87.98	2,467	234,804	-	Note 2
Scienbizip Consulting (Shenzhen) Co., Ltd.	Management and consulting services	121,792	(2)	-	-	-	( 7,426)	51	( 3,787)	420,683	-	Note 2	
Guizhou Funayuan Chuang Technology Co., Ltd.	Manufacturing and marketing of liquid crystal display components	1,134,880	(2)	1,134,880	-	-	1,134,880	( 54,251)	99.38	( 53,915)	659,066	-	Note 2

Investee in Mainland China	Main business activities	Paid-in capital	Investment method (Note 1)	Accumulated amount of remittance from Taiwan to Mainland China as of January 1, 2021	Amount remitted from Taiwan to Mainland China/ Amount remitted back to Taiwan for the year ended December 31, 2021		Accumulated amount of remittance from Taiwan to Mainland China as of December 31, 2021	Net income of investee for the year ended December 31, 2021	Ownership held by the Company (direct or indirect)	Investment income (loss) recognised by the Company for the year ended December 31, 2021	Book value of investments in Mainland China as of December 31, 2021	Accumulated amount of investment income remitted back to Taiwan as of December 31, 2021	Footnote
					Remitted to Mainland China	Remitted back to Taiwan							
Chongqing Hongteng Technology Co., Ltd.	Manufacturing and marketing of connectors for optical fibres, optical fibre bundles or cables	\$ 83,040	(2)	\$ -	\$ -	\$ -	\$ -	\$ 56,166	72.61	\$ 42,936	\$ 184,404	\$ -	Note 2
Fuguikang Precision Electronics (Guizhou) Co., Ltd.	Manufacturing and marketing of cellular or other wireless Internet phones (mobile phones), portable automatic data processors (tablets), other automatic data processors (desktops) and other input or output units (game console joysticks)	553,600	(2)	553,600	-	-	553,600	( 21)	100	( 21)	( 701,519)	-	Note 2
Ur Materials (Shenzhen) Co., Ltd.	Manufacturing and marketing of acrylonitrile-butadiene- styrene (ABS) copolymers in primary forms, waste, parings and scrap of polymers of styrene, other polystyrene in primary forms	332,160	(2)	332,160	-	-	332,160	63,560	100	63,560	1,164,668	-	Note 2
Foxconn Industrial Internet Co., Ltd.	Manufacture and sale of multifunctional industrial robot	86,449,924	(2)	23,816,694	-	-	23,816,694	86,546,404	84.08	72,692,984	439,032,903	11,947,749	Note 2
Shenzhen Hongzhi Yunchuang Technology Co., Ltd.	Manufacture and sale of injection or compression moulds for metal or metal carbides	415,200	(2)	415,200	-	-	415,200	( 7,062)	100	( 7,062)	360,038	-	Note 2
Fu Jin Ji Network Technology (Henan) Co., Ltd.	Wholesale, software design, machine leasing and maintenance services	435,410	(2)	76,024	-	-	76,024	( 16,337)	100	( 16,337)	641,304	-	Note 2

Investee in Mainland China	Main business activities	Paid-in capital	Investment method (Note 1)	Accumulated amount of remittance from Taiwan to Mainland China as of January 1, 2021	Amount remitted from Taiwan to Mainland China/ Amount remitted back to Taiwan for the year ended December 31, 2021		Accumulated amount of remittance from Taiwan to Mainland China as of December 31, 2021	Net income of investee for the year ended December 31, 2021	Ownership held by the Company (direct or indirect)	Investment income (loss) recognised by the Company for the year ended December 31, 2021	Book value of investments in Mainland China as of December 31, 2021	Accumulated amount of investment income remitted back to Taiwan as of December 31, 2021	Footnote
					Remitted to Mainland China	Remitted back to Taiwan							
Jusda Supply Chain Management International Co., Ltd.	Truck freight transportation, cargo transportation, ocean freight transportation forwarding services, civil aviation transportation; warehousing and storage, computer and appliance and telecommunication facilities repair and maintenance	\$ 9,849,455	(2)	\$ 1,413,617	\$ -	\$ -	\$ 1,413,617	\$ 2,180,852	65.53	\$ 1,429,108	\$ 12,562,494	\$ -	Note 2
Chongqing Yuanchuang Technology & Research Industrial Development Co., Ltd.	Design, development, and manufacturing of automotive molds, fixtures, and gauges	451,956	(2)	-	-	-	-	5,827	31.11	1,813	188,814	-	Note 2
Charming International Leasing Co., Ltd.	Financial leasing	830,400	(2)	207,600	-	-	207,600	137,644	100	137,644	1,513,865	-	Note 2
Kunshan Nano New Material Technology Co., Ltd.	Other articles solely for industrial use, of plastics, sandpaper, cutting-oil, waxes, grease, lubricating	564,134	(2)	55,360	-	-	55,360	34,459	9.45	-	55,360	-	Note 2
Shenzhen Jing Huang Technology Co., Ltd.	Communication products technology development, import and export and wholesale of electronic equipment and components	10,115	(2)	18,127	-	-	18,127	1,536	40	614	7,365	-	Note 2

Investee in Mainland China	Main business activities	Paid-in capital	Investment method (Note 1)	Accumulated amount of remittance from Taiwan to Mainland China as of January 1, 2021	Amount remitted from Taiwan to Mainland China/ Amount remitted back to Taiwan for the year ended December 31, 2021		Accumulated amount of remittance from Taiwan to Mainland China as of December 31, 2021	Net income of investee for the year ended December 31, 2021	Ownership held by the Company (direct or indirect)	Investment income (loss) recognised by the Company for the year ended December 31, 2021	Book value of investments in Mainland China as of December 31, 2021	Accumulated amount of investment income remitted back to Taiwan as of December 31, 2021	Footnote
					Remitted to Mainland China	Remitted back to Taiwan							
Fushirui Precision Industry (Jiyuan) Co., Ltd.	Machining centres, other automatic data processing machines, presented in the form of systems	\$ -	(2)	\$ -	\$ -	\$ -	\$ -	\$ -	100	\$ -	\$ -	\$ -	Note 2
Kunshan Fuchengke Precision Electronic Co., Ltd.	Design and manufacture of Surface Mount Technology	692,000	(2)	692,000	-	-	692,000	163,659	100	163,659	1,194,347	-	Note 2
Fu Cheng Ke Precision Electronics (Yantai) Co., Ltd.	Design and manufacture of Surface Mount Technology	-	(2)	207,600	-	-	207,600	-	-	-	-	-	Note 2
Fuhuake Precision Industry (Shenzhen) Co., Ltd.	Manufacture of audiovisual electric products, lighting equipment, wired communication equipment, electronic parts and components, computers and computing peripheral equipments, cars, optical instruments, bare printed circuit boards of recorded media	358,628	(2)	249,120	-	-	249,120	( 67,903)	53.98	( 36,643)	( 1,980)	-	Note 2
Fushirui Chengdu Precision Industry Co., Ltd.	Manufacture and sale of automation equipment and other automatic data processing machines and customs	193,760	(2)	193,760	-	-	193,760	32,877	100	32,877	776,189	-	Note 2
Hongfuzhun Precision Shenzhen Co., Ltd.	Manufacture and sale of automation equipment and other automatic data processing machines and customs	332,160	(2)	332,160	-	-	332,160	166,108	100	166,108	526,682	-	Note 2



Investee in Mainland China	Main business activities	Paid-in capital	Investment method (Note 1)	Accumulated amount of remittance from Taiwan to Mainland China as of January 1, 2021	Amount remitted from Taiwan to Mainland China/ Amount remitted back to Taiwan for the year ended December 31, 2021		Accumulated amount of remittance from Taiwan to Mainland China as of December 31, 2021	Net income of investee for the year ended December 31, 2021	Ownership held by the Company (direct or indirect)	Investment income (loss) recognised by the Company for the year ended December 31, 2021	Book value of investments in Mainland China as of December 31, 2021	Accumulated amount of investment income remitted back to Taiwan as of December 31, 2021	Footnote
					Remitted to Mainland China	Remitted back to Taiwan							
Hongqing Precision Machine Co., Ltd.	Manufacture and sales of comprehensive processors (automation equipment)	\$ 382,949	(2)	\$ 382,949	\$ -	\$ -	\$ 382,949	(\$ 386,608)	100	(\$ 386,608)	\$ 229,949	\$ -	Note 2
Fushirui Precision Industry (Jincheng) Co., Ltd.	Machining centres, other automatic data processing machines, presented in the form of systems	-	(2)	113,488	-	-	113,488	1,268	100	1,268	-	-	Note 2
Fushirui Precision Industry (Zhengzhou) Co., Ltd.	Manufacture and sale of automation equipment and other automatic data processing machines and customs	213,079	(2)	221,440	-	-	221,440	9,060	100	9,060	308,665	-	Note 2
Fumeng Electronical Technology (Heze) Co., Ltd.	Manufacturer of Electric conductors for a voltage not exceeding 1000V	138,400	(2)	-	-	-	- (	111,701)	72.61	( 85,390)	( 105,205)	-	Note 2
Hesheng Qin Electronic Technology (Shenzhen) Co., Ltd.	Design of computer, computer peripherals and molds	70,812	(2)	3,874	-	-	3,874 (	9,770)	5	-	3,874	-	Note 2
First Special Material (Shenzhen) Limited	General merchandise wholesale, wholesale chemical materials and products, technology development and sales of computer software, machinery and equipment rental and repair business	830,400	(2)	121,792	-	-	121,792 (	19,355)	96.23	( 18,626)	190,351	-	Note 2

Investee in Mainland China	Main business activities	Paid-in capital	Investment method (Note 1)	Accumulated amount of remittance from Taiwan to Mainland China as of January 1, 2021	Amount remitted from Taiwan to Mainland China/ Amount remitted back to Taiwan for the year ended December 31, 2021		Accumulated amount of remittance from Taiwan to Mainland China as of December 31, 2021	Net income of investee for the year ended December 31, 2021	Ownership held by the Company (direct or indirect)	Investment income (loss) recognised by the Company for the year ended December 31, 2021	Book value of investments in Mainland China as of December 31, 2021	Accumulated amount of investment income remitted back to Taiwan as of December 31, 2021	Footnote
					Remitted to Mainland China	Remitted back to Taiwan							
Beijing Jide Network Technology Limited	Electronic shopping and mail order, computer software design, computer system integration services and other information providers services	\$ 561,416	(2)	\$ 83,040	\$ -	\$ -	\$ 83,040	\$ -	6.38	\$ -	\$ 83,040	\$ -	Note 2
Shenzhen fuhongji Trading Co., Ltd. (Formerly: Rich Dreams Network Technology (Shenzhen) Limited)	Electronic shopping and mail-order, commodity brokerage, information management and professional education services	-	(2)	44,288	-	-	44,288	-	100	-	-	-	Note 2
Shenzhen Nafuhai Optoelectronics Co., Ltd. (Formerly: Shenzhen Nano Photoelectric Co., Ltd.)	Research and development of optoelectronic products, technical services	8,618	(2)	9,850	-	-	9,850	116	9.45	-	9,850	-	Note 2
First Special Material (Henan) Limited	Chemical products, optical film, protection and development film, tape, glue, adhesives, inks, coatings, grinding fluid, cutting oil, plastic products, sandpaper, grinding wheel, design, manufacture, sale, leasing, warranty, service and abrasive of materials and its spare parts	290,640	(2)	290,640	-	-	290,640	510	96.23	491	299,329	-	Note 2

Investee in Mainland China	Main business activities	Paid-in capital	Investment method (Note 1)	Accumulated amount of remittance from Taiwan to Mainland China as of January 1, 2021	Amount remitted from Taiwan to Mainland China/ Amount remitted back to Taiwan		Accumulated amount of remittance from Taiwan to Mainland China as of December 31, 2021	Net income of investee for the year ended December 31, 2021	Ownership held by the Company (direct or indirect)	Investment income (loss) recognised by the Company for the year ended December 31, 2021	Book value of investments in Mainland China as of December 31, 2021	Accumulated amount of investment income remitted back to Taiwan as of December 31, 2021	Footnote
					Remitted to Mainland China	Remitted back to Taiwan							
					for the year ended December 31, 2021	for the year ended December 31, 2021							
Fuzhun Precision Tooling (Jiashan) Co., Ltd.	Metal cutting tools, industrial automatic control system device, CNC machine tools, automatic test equipment and vertical multi-joint robot, automated overhead dimensional storage equipment, portable microcomputers, digital player, and production and marketing business of mold standard parts	\$ 968,800	(2)	\$ 968,800	\$ -	\$ -	\$ 968,800	\$ 350,529	100	\$ 350,529	\$ 2,760,699	\$ -	Note 2
Jin Ji Full Precision Machinery (Wuhan) Co., Ltd.	Metal or metal carbides by injection molding, compression molding, rubber or plastic with mold	968,800	(2)	968,800	-	-	968,800	47,755	100	47,755	1,314,322	-	Note 2
Fuyu Properties (Shanghai) Co., Ltd.	Industrial design e-commerce business, other specialized design services, car rental, other general merchandise retail, computers and peripherals, software, retail communications equipment, audio-visual equipment retail, automobile spare parts and supplies retail	5,100,936	(2)	6,920,000	-	-	6,920,000	134,937	83.13	112,173	3,726,295	-	Note 2
Fuhuake Precision Industry (Guizhou) Co., Ltd.	Design, processing and manufacturing operations of surface-mount circuit board	830,400	(2)	830,400	-	-	830,400	17,749	100	17,749	937,967	-	Note 2

Investee in Mainland China	Main business activities	Paid-in capital	Investment method (Note 1)	Accumulated amount of remittance from Taiwan to Mainland China as of January 1, 2021	Amount remitted from Taiwan to Mainland China/ Amount remitted back to Taiwan for the year ended December 31, 2021		Accumulated amount of remittance from Taiwan to Mainland China as of December 31, 2021	Net income of investee for the year ended December 31, 2021	Ownership held by the Company (direct or indirect)	Investment income (loss) recognised by the Company for the year ended December 31, 2021	Book value of investments in Mainland China as of December 31, 2021	Accumulated amount of investment income remitted back to Taiwan as of December 31, 2021	Footnote
					Remitted to Mainland China	Remitted back to Taiwan							
Lankao Yufu Precision Technology Co., Ltd.	Development, manufacturing and marketing of optical lenses, glass product and metal fitting	\$ 12,000,580	(2)	\$ 10,241,600	\$ -	\$ -	\$ 10,241,600	(\$ 234,351)	100	(\$ 234,351)	\$ 9,876,156	\$ -	Note 2
Lankao Yude Environment Material Technology Inc.	Manufacturing and marketing of carton, color boxes and packaging boxes	-	(2)	1,245,600	-	-	1,245,600	17,721	100	17,721	-	-	Note 2
Hongfusheng Precision Electronics (Zhengzhou) Co., Ltd.	Manufacturing of 3G or higher mobile communication cell phones as well as design and manufacturing of metal and non-metal moulds	422,400	(2)	103,800	-	-	103,800	130,845	100	130,845	1,114,425	-	Note 2

Investee in Mainland China	Main business activities	Paid-in capital	Investment method (Note 1)	Accumulated amount of remittance from Taiwan to Mainland China as of January 1, 2021	Amount remitted from Taiwan to Mainland China/ Amount remitted back to Taiwan for the year ended December 31, 2021		Accumulated amount of remittance from Taiwan to Mainland China as of December 31, 2021	Net income of investee for the year ended December 31, 2021	Ownership held by the Company (direct or indirect)	Investment income (loss) recognised by the Company for the year ended December 31, 2021	Book value of investments in Mainland China as of December 31, 2021	Accumulated amount of investment income remitted back to Taiwan as of December 31, 2021	Footnote
					Remitted to Mainland China	Remitted back to Taiwan							
Nxera Information Technology (Shenzhen) Co., Ltd.	Computer software and hardware; technological development of communication products; internet platform; technological development, service and consultation of surveillance system; consultation of business  planning and marking; domestic trade and business in imports and exports	\$ 25,962	(2)	\$ -	\$ -	\$ -	\$ -	(\$ 17,253)	37.88	(\$ 6,535)	(\$ 25,602)	\$ -	Note 2
Qi Ding Technology Qinhuangdao Co., Ltd.	Development, manufacturing and sales of large and medium electronic calculators, portable calculators, new electronic parts and components, electronic equipment, fine blanking dies, mould standard parts, other parts and accessories; house leasing; wholesale of electronic products; import and export of goods	2,072,195	(2)	-	-	-	-	1,135,214	26.57	301,649	544,352	-	Note 2

Investee in Mainland China	Main business activities	Paid-in capital	Investment method (Note 1)	Accumulated amount of remittance from Taiwan to Mainland China as of January 1, 2021	Amount remitted from Taiwan to Mainland China/ Amount remitted back to Taiwan for the year ended December 31, 2021		Accumulated amount of remittance from Taiwan to Mainland China as of December 31, 2021	Net income of investee for the year ended December 31, 2021	Ownership held by the Company (direct or indirect)	Investment income (loss) recognised by the Company for the year ended December 31, 2021	Book value of investments in Mainland China as of December 31, 2021	Accumulated amount of investment income remitted back to Taiwan as of December 31, 2021	Footnote
					Remitted to Mainland China	Remitted back to Taiwan							
Fuyang Soleros Technology (Nanyang) Co., Ltd.	Investment, procurement, sales, management of new energy including PV, system integration and coordinative measures and equipment; application and consultation service of related technologies	\$ 3,914,902	(2)	\$ -	\$ -	\$ -	\$ -	\$ 109,275	100	\$ 109,275	\$ 3,884,987	\$ -	Note 2
Efeihu (Yantai) Limited	Touring information service, ticket agent, warehousing, intl trade and commission agent, retail of electronics, repair of electronic appliance and online retailing	87,082	(2)	56,423	-	-	56,423	23,854	70	16,698	127,262	-	Note 2
Kunshan Nano Environmental Protection Technology Co., Ltd.	Design and assembly of environment protection electronic devices and water processors; sale of self-produced products; wholesale of cosmetics	78,008	(2)	-	-	-	( -	29,280)	9.45	( -	20,652)	-	Note 2
G-TECH Optoelectronics (Shenzhen) Co., Ltd.	R&D, manufacturing of new panel displays, display materials; wholesale of displays, display materials, PV glasses, parts of mobile telecommunication products, production equipment of displays and PV glasses and wholesale of raw materials for production	1,384,000	(2)	-	-	-	-	13,216	100	13,216	208,108	-	Note 2

Investee in Mainland China	Main business activities	Paid-in capital	Investment method (Note 1)	Accumulated amount of remittance from Taiwan to Mainland China as of January 1, 2021	Amount remitted from Taiwan to Mainland China/ Amount remitted back to Taiwan		Accumulated amount of remittance from Taiwan to Mainland China as of December 31, 2021	Net income of investee for the year ended December 31, 2021	Ownership held by the Company (direct or indirect)	Investment income (loss) recognised by the Company for the year ended December 31, 2021	Book value of investments in Mainland China as of December 31, 2021	Accumulated amount of investment income remitted back to Taiwan as of December 31, 2021	Footnote
					Remitted to Mainland China	Remitted back to Taiwan							
Nanjing Hongfusharp Precision Electronics Co., Ltd.	R&D, manufacturing, sales, technology service, consultation and technology transfer of precise electronics, electro-optics technology and related equipment, medical equipment and devices and automated equipment; lease of self- owned buildings and equipment; int'l trade of own and distributed products and technologies	\$ 5,500,028	(2)	\$ 4,705,600	\$ -	\$ -	\$ 4,705,600	(\$ 18,520)	100	(\$ 18,520)	\$ -	\$ -	Note 2
Qukuailian Information and Technology (Shenzhen) Ltd.	Development of computers, IoT products and software; consultation service of computers and IoT technologies; strategy planning of business operation; business information service	201,924	(2)	110,692	-	-	110,692	2,661	53.33	1,419	37,587	-	Note 2
TNS Mobile (Beijing) Co., Ltd.	Wholesale of mobile telecommunication equipment and terminals, computer hardware and software, internet devices, commission agent and international trade	128,850	(2)	-	-	-	-	( 49,041)	63.43	( 30,870)	( 613,024)	-	Note 2

Investee in Mainland China	Main business activities	Paid-in capital	Investment method (Note 1)	Accumulated amount of remittance from Taiwan to Mainland China as of January 1, 2021	Amount remitted from Taiwan to Mainland China/ Amount remitted back to Taiwan for the year ended December 31, 2021		Accumulated amount of remittance from Taiwan to Mainland China as of December 31, 2021	Net income of investee for the year ended December 31, 2021	Ownership held by the Company (direct or indirect)	Investment income (loss) recognised by the Company for the year ended December 31, 2021	Book value of investments in Mainland China as of December 31, 2021	Accumulated amount of investment income remitted back to Taiwan as of December 31, 2021	Footnote
					Remitted to Mainland China	Remitted back to Taiwan							
Megvii (Beijing) Technology Co., Ltd.	Technology development of computer software, technology service, computer system integration, data processing, computer graphic design, wholesale of self-developed products, machinery and equipment, electronics, electric appliances, computers, software and auxiliary equipment	\$ 13,535,154	(2)	\$ 36,507	\$ -	\$ -	\$ 36,507	\$ -	3.30	\$ -	\$ 36,507	\$ -	Note 2
ShunYun Technology (Zhongshan) Limited (Formerly: Xun Pin Electronic Technology (Zhongshan) Co., Ltd.)	Manufacture, research, development, and after-sale service of IC, new electronic components, electronic manufacturing equipment, equipment spare parts, raw materials for self-produced products, machine, electrical equipment, electronic products and software, communication products and software	267,306	(2)	-	-	-	-	62,747	59.52	37,347	361,595	-	Note 2



Investee in Mainland China	Main business activities	Paid-in capital	Investment method (Note 1)	Accumulated amount of remittance from Taiwan to Mainland China as of January 1, 2021	Amount remitted from Taiwan to Mainland China/ Amount remitted back to Taiwan for the year ended December 31, 2021		Accumulated amount of remittance from Taiwan to Mainland China as of December 31, 2021	Net income of investee for the year ended December 31, 2021	Ownership held by the Company (direct or indirect)	Investment income (loss) recognised by the Company for the year ended December 31, 2021	Book value of investments in Mainland China as of December 31, 2021	Accumulated amount of investment income remitted back to Taiwan as of December 31, 2021	Footnote
					Remitted to Mainland China	Remitted back to Taiwan							
Fu Sheng Optoelectronics Technology (Kunshan) Co., Ltd.	Optoelectronics technology development, technology transfer, technical consulting, technical services, development and manufacturing of optical communication modules, highspeed connectors and cables; development and testing of new energy vehicle charging systems, sales of self-produced products and photovoltaic products	\$ 321,345	(2)	\$ -	\$ -	\$ -	\$ -	\$ 57,803	36.31	\$ 22,094	\$ 217,572	\$ -	Note 2
FIH Electronics Technology (Nanjing) Co., Ltd.	Production and processing of mobile communication equipment (mobile phones) and their components and related modules, fixtures and inspection tools	-	(2)	-	-	-	-	-	-	-	-	-	Note 4
FIH (Nanjing) Intelligent Technology Co., Ltd.	Mobile phone-related software and hardware development testing, system integration, application services and related technical services	-	(2)	-	-	-	-	38	63.43	24	-	-	Note 2

Investee in Mainland China	Main business activities	Paid-in capital	Investment method (Note 1)	Accumulated amount of remittance from Taiwan to Mainland China as of January 1, 2021	Amount remitted from Taiwan to Mainland China/ Amount remitted back to Taiwan for the year ended December 31, 2021		Accumulated amount of remittance from Taiwan to Mainland China as of December 31, 2021	Net income of investee for the year ended December 31, 2021	Ownership held by the Company (direct or indirect)	Investment income (loss) recognised by the Company for the year ended December 31, 2021	Book value of investments in Mainland China as of December 31, 2021	Accumulated amount of investment income remitted back to Taiwan as of December 31, 2021	Footnote
					Remitted to Mainland China	Remitted back to Taiwan							
Jin Ji Full Precision Machinery (Qinhuangdao) Co., Ltd.	Development and production of precision molds, metal and nonmetal mold components, machine components, electronic products spare parts; automation equipment and its key components, hardware products, sheet metal products, injection molding, plastic products development, design, production, heat treatment processing, metal material shear processing	\$ 41,520	(2)	\$ -	\$ -	\$ -	\$ -	(\$ 33,320)	100	(\$ 33,320)	\$ 5,354	\$ -	Note 2
Ji Zhi Precision Technology (Shenzhen) Co., Ltd.	Development, design, production and sales of display materials, precision glass components, photovoltaic glass, spare parts for mobile communication products, display screens and photovoltaic glass production equipment and raw materials	-	(2)	415,200	-	-	415,200	-	100	-	-	-	Note 2
Guangxi Hongzhiyi Investment Management Co., Ltd.	Management and consulting services, trust asset management, equity investment, financial consulting, corporate management consulting, investment information consulting services	9,775	(2)	4,277	-	-	4,277	( 2,328)	50	( 1,164)	( 313)	-	Note 2

Investee in Mainland China	Main business activities	Paid-in capital	Investment method (Note 1)	Accumulated amount of remittance from Taiwan to Mainland China as of January 1, 2021	Amount remitted from Taiwan to Mainland China/ Amount remitted back to Taiwan for the year ended December 31, 2021		Accumulated amount of remittance from Taiwan to Mainland China as of December 31, 2021	Net income of investee for the year ended December 31, 2021	Ownership held by the Company (direct or indirect)	Investment income (loss) recognised by the Company for the year ended December 31, 2021	Book value of investments in Mainland China as of December 31, 2021	Accumulated amount of investment income remitted back to Taiwan as of December 31, 2021	Footnote	
					Remitted to Mainland China	Remitted back to Taiwan								
Huai An Jiawei Industrial Development Co., Ltd.	Manufacture and sales of construction and building materials, furniture and hardware tools; business information consultancy; dining management; dining service	\$ 803,638	(2)	\$ -	\$ -	\$ -	\$ -	\$ 39,052	37.96	\$ 14,824	\$ 240,650	\$ -	Note 2	
Yuan Kang Agricultural Technology (Shenzhen) Co., Ltd.	Engaged in the development of pollution-free cultivation techniques and products for vegetables and fruits; agricultural cultivation technology equipment, craft gifts, health food, wholesale technical consultation, retail, import and export, and other relative business	23,715	(2)	-	-	-	(	56,548)	50	(	28,274)	3,509	-	Note 2
Hong-Qi Mechatronics (Anhui) Co., Ltd.	Engaged in business development, production, sales and trading of automated equipment and its key components, automation peripherals, automation fixtures, precision spindles, servo drive systems, bus control systems, injection molding machines, smart appliances; engaged in goods and technology import and export business	1,022,092	(2)	-	-	-	(	365,256)	100	(	365,256)	375,467	-	Note 2

Investee in Mainland China	Main business activities	Paid-in capital	Investment method (Note 1)	Accumulated amount of remittance from Taiwan to Mainland China as of January 1, 2021	Amount remitted from Taiwan to Mainland China/ Amount remitted back to Taiwan for the year ended December 31, 2021		Accumulated amount of remittance from Taiwan to Mainland China as of December 31, 2021	Net income of investee for the year ended December 31, 2021	Ownership held by the Company (direct or indirect)	Investment income (loss) recognised by the Company for the year ended December 31, 2021	Book value of investments in Mainland China as of December 31, 2021	Accumulated amount of investment income remitted back to Taiwan as of December 31, 2021	Footnote
					Remitted to Mainland China	Remitted back to Taiwan							
Hongfei Precision Technology (Shenzhen) Co., Ltd.	Engaged in the development, production and sales of video cameras and their accessories, multimedia recording and player and accessories, digital audio and video systems; leasing of electronic equipment; domestic trade; operating export business	\$ 273,137	(2)	\$ -	\$ -	\$ -	\$ -	\$ 38,058	100	\$ 38,058	\$ 166,176	\$ -	Note 2
Chengdu NUWA Robotics Corp.	Manufacturing and marketing of smart robot and auto digital signal process device and components	-	(2)	-	-	-	-	-	-	-	-	-	Note 5
Yihong Technology (Chengdu) Co., Ltd. (Formerly: Bisheng Technology (Chengdu) Co., Ltd.)	Manufacture and sale of biometrics technology, touch systems (touch screens, touch components), flat panel display modules, and display materials	470,560	(2)	-	-	-	-	49,542	22.54	11,167	83,208	-	Note 2
Kunshan Kangrui Packaging Materials Limited	Production and processing of cartons, paper packaging supplies, hardware accessories, plastic products, sales of self-produced products and after-sales service	18,257	(2)	-	-	-	( 2,090)	26.47	( 553)	3,990	-	-	Note 2

Investee in Mainland China	Main business activities	Paid-in capital	Investment method (Note 1)	Accumulated amount of remittance from Taiwan to Mainland China as of January 1, 2021	Amount remitted from Taiwan to Mainland China/ Amount remitted back to Taiwan		Accumulated amount of remittance from Taiwan to Mainland China as of December 31, 2021	Net income of investee for the year ended December 31, 2021	Ownership held by the Company (direct or indirect)	Investment income (loss) recognised by the Company for the year ended December 31, 2021	Book value of investments in Mainland China as of December 31, 2021	Accumulated amount of investment income remitted back to Taiwan as of December 31, 2021	Footnote
					Remitted to Mainland China	Remitted back to Taiwan							
					for the year ended December 31, 2021	for the year ended December 31, 2021							
Li Ding Semiconductor Technology (Shenzhen) Co., Ltd	R&D of IC packaging, IC-specific materials, system-level packaging, sales of self-manufacture products and relevant technologies and after-sales services	\$ 3,223,398	(2)	\$ -	\$ -	\$ -	\$ -	\$ 86,439	26.57	\$ 22,969	\$ 6,226	\$ -	Note 2
Zetmage Solutions, Inc.	Design of Integrated circuit, development of software, wholesale and retail of electronic product and service of intellectual property	270,790	(2)	-	-	-	( 247,810)	26.07	( 64,609)	50,481	-	Note 2	
Pollux Technologies, Inc.	Design of Integrated circuit, development of software, wholesale and retail of electronic product and service of intellectual property	151,935	(2)	-	-	-	( 10,293)	26.07	( 2,684)	69,860	-	Note 2	
Langyage Semiconductor, Inc.	Design of Integrated circuit, development of software, wholesale, retail and repair of electronic product and service of intellectual property	106,518	(2)	-	-	-	( 58,695)	26.07	( 15,303)	28,530	-	Note 2	
Foshan Pulida Technology Co., Ltd	Design and sale of camera, electronic laser manufacturing machine, projector, monitor, digital video system, multidimension anaglyph spectacles, electronic and optoelectronic control unit, LCD display unit, precision lens and stamping die	349,367	(2)	-	-	-	16,601	100	16,601	342,935	-	Note 2	

Investee in Mainland China	Main business activities	Paid-in capital	Investment method (Note 1)	Accumulated amount of remittance from Taiwan to Mainland China as of January 1, 2021	Amount remitted from Taiwan to Mainland China/ Amount remitted back to Taiwan for the year ended December 31, 2021		Accumulated amount of remittance from Taiwan to Mainland China as of December 31, 2021	Net income of investee for the year ended December 31, 2021	Ownership held by the Company (direct or indirect)	Investment income (loss) recognised by the Company for the year ended December 31, 2021	Book value of investments in Mainland China as of December 31, 2021	Accumulated amount of investment income remitted back to Taiwan as of December 31, 2021	Footnote		
					Remitted to Mainland China	Remitted back to Taiwan									
Qingdao New Code Technology Co., Ltd.	Design of IC packaging and testing; sale of IC, support plate, equipment and related technical service and consulting; design of packaging equipment, testing equipment, software and hardware; wholesale, import and export of semiconductor materials; other related supporting services	\$ 1,297,522	(2)	\$ -	\$ -	\$ -	\$ -	\$ 53,193	20.13	\$ 10,708	\$ 161,483	\$ -	Note 2		
Sound Solutions (Zhenjiang) Co., Ltd.	Design and manufacture of acoustic components	3,079,746	(2)	-	-	-	(	203,795)	73.28	(	149,341)	(	275,429)	-	Note 2
Futaihua Precision Industry (Weihai) Co., Ltd.	Manufacture and sale of copiers and offset printers	-	(2)	-	-	-	-	7,908	100	7,908	7,926	-	Note 2		

Company name	Accumulated amount of remittance from Taiwan to Mainland China as of December 31, 2021	Investment amount approved by the Investment Commission of the Ministry of Economic Affairs (MOEA)	Ceiling on investments in Mainland China imposed by the Investment Commission of MOEA
Hon Hai Precision Industry Co., Ltd.	\$ 183,654,723	\$ 343,082,688	\$ -

Note 1: Investment methods are classified into the following three categories:

- (1) Directly invest in a company in Mainland China.
- (2) Through investing in Foxconn (FarEast) Limited in the third area, which then invested in the investee in Mainland China.
- (3) Others.

Note 2: The basis for investment income (loss) recognition is from the financial statements which were based on the audited and attested by R.O.C. parent company's CPA, except FIH Precision Component (Beijing) Co., Ltd., Shenzhen Fu Tai Hong Precision Industry Co., Ltd., Honxun Electrical Industry (Hangzhou) Co., Ltd., FIH (Tian Jin) Precision Industry Co., Ltd., Futaijing Precision Electronics (Beijing) Co., Ltd., FIH Precision Electronics (Lang Fang) Co., Ltd., FIH (Nanjing) Communications Co., Ltd., Nanning Futaihong Precision Industry Co., Ltd., Futaijing Precision Electronics (Yantai) Co., Ltd., TNS Mobile (Beijing) Co., Ltd., FIH Electronics Technology (Nanjing) Co., Ltd., FIH (Nanjing) Intelligent Technology Co., Ltd., which the financial statements are audited and attested by international accounting firm which has cooperative relationship with firm in R.O.C.

Note 3: The Company has remitted US\$654,890 from own funds in 2014 to Foxteq Holdings Inc. in the British Virgin Islands to acquire 40% of the shares from Chinadragon Telecom Holding Co., Ltd., allowing the Company to indirectly hold 40% of its reinvestment in Shenzhen Jing Huang Technology Co., Ltd.

Note 4: The Company was approved by Investment Commission, MOEA of an investment of US\$156,950,000 in FIH Electronics Technology (Nanjing) Co., Ltd., which has not yet been established as of December 31, 2021.

Note 5: The Company was approved by Investment Commission, MOEA of an investment of US\$13,441 in Chengdu NUWA Robotics Corp., which has not yet been established as of December 31, 2021.

1. The following is a list of investments in Mainland China that have been liquidated, divested, or annulled, but the registered investment amounts have not yet been filed to the Investment Commission, MOEA:

1. The Company was approved by Investment Commission, MOEA of an investment of US\$3,000,000 in Guangxuhui Technology (Shenzhen) Co., Ltd., which had been liquidated in 2005.
2. The Company was approved by Investment Commission, MOEA of an investment of US\$625,000 in Shanghai Premier Image Trade Co., Ltd., which had been liquidated in April 2009.
3. The Company was approved by Investment Commission, MOEA of an investment of US\$684,091 in Dongfeng Antec (Wuhan) Automobile Electric System Co., Ltd. All of the shares had been transferred in 2009.
4. The Company was approved by Investment Commission, MOEA of an investment of US\$814,000 in Liuzhou Antec Fangshen Electric System Co., Ltd. All of the shares have been sold out in 2012.
5. The Company was approved by Investment Commission, MOEA of a total investment of US\$391,085 in Alibaba (China) Technology Co., Ltd., Alibaba (China) Software Co., Ltd., Alibaba (Shanghai) Technology Co., Ltd., and Beijing Sinya Online Information Technology Co., Ltd., which have been sold out in 2012.
6. The Company was approved by Investment Commission, MOEA of an investment of US\$2,500,000 in Hongfuqiang Precision Electronics (Yingkou) Co., Ltd., which had been liquidated in 2012.
7. The Company was approved by Investment Commission, MOEA of an investment of US\$12,000,000 in Hong Fujin Precision Industrial (Qinhuangdao) Co., Ltd., which had been liquidated in 2011.
8. The Company was approved by Investment Commission, MOEA of an investment of US\$8,000,000 in Foxconn Technology (Qinhuangdao) Co., Ltd., which had been liquidated in 2011.
9. Qunkang Precision Component (Kunshan) Co., Ltd. has been permitted by the Investment Commission, Ministry of Economic Affairs for the investment of US\$6,000,000 and completed the registration of business combination with Kangzhun Electronic Technology (Kunshan) Co., Ltd. at the competent authority in 2016. The surviving company is Kangzhun Electronic Technology (Kunshan) Co., Ltd.
10. The Company was approved by Investment Commission, MOEA of an investment of US\$18,000,000 in Foshan Fu Hua Ke Precision Electronics Co., Ltd., which had been liquidated in December 2017. On October 22, 2018, MOEA approved the withdrawal of the investment of US\$13,500,000.
11. The Company was approved by Investment Commission, MOEA of an investment of US\$690,139 in Yantai Jiray Electronic Technology Co., Ltd., which had been liquidated by the competent authority on January 18, 2018.
12. The Company was approved by Investment Commission, MOEA of an investment of US\$53,490,425 in Champ Tech Optical (Foshan) Corporation, which have been sold out in 2018. On April 26, 2019, MOEA approved the withdrawal of the investment of US\$53,490,425.
13. The Company was approved by Investment Commission, MOEA of an investment of US\$20,000 in Jin Ji Trading (Linyi) Co., Ltd., which had been liquidated in 2019.
14. Kangzhun Electronic Technology (Kunshan) Co., Ltd. has been permitted by the Investment Commission, Ministry of Economic Affairs for the investment of US\$112,689,109 and completed the registration of business combination with Fuyang Electrical Technology (Changshu) Co., Ltd. at the competent authority in 2019. The surviving company is Kangzhun Electronic Technology (Kunshan) Co., Ltd.
15. The Company was approved by Investment Commission, MOEA of an investment of US\$2,126,394 in Jiaxing Radioshack Trading Limited, which had been liquidated in 2019.
16. The Company was approved by Investment Commission, MOEA of an investment of US\$7,183,572 in FIH (Chengdu) Communication Technology Co., Ltd., which had been liquidated in 2019.
17. The Company was approved by Investment Commission, MOEA of an investment of US\$3,000,000 in Amlink (Shanghai) Ltd., which had been liquidated in 2019.
18. The Company was approved by Investment Commission, MOEA of an investment of US\$6,000,000 in Beijing Ainemo Network Technology Limited. All of the shares have been sold out in 2020.
19. The Company was approved by Investment Commission, MOEA of an investment of US\$20,000,000 in Fargan Technology Co., Ltd., which had been liquidated in 2020.
20. The Company was approved by the Investment Commission, M.O.E.A. of an investment of US\$47,158 in Fujian 101 Education Technology Co., Ltd. All of the shares were sold out in 2020.
21. The Company was approved by the Investment Commission, M.O.E.A. of an investment of US\$1,600,000 in Shenzhen Fuhongjie Technology Services Co., Ltd., which was liquidated in 2020.
22. The Company was approved by the Investment Commission, M.O.E.A. of an investment of US\$15,000,000 in Ji Zhi Precision Technology (Shenzhen) Co., Ltd., which was liquidated in February 2021.
23. The Company was approved by the Investment Commission, M.O.E.A. of an investment of US\$50,000,000 in Lianpu Technology (Shenzhen) Co., Ltd., which was liquidated in February 2021.
24. The Company was approved by the Investment Commission, M.O.E.A. of an investment of US\$10,000,000 in Jin Ji Full Precision Machinery (Huaian) Co., Ltd., which was liquidated in October 2020.
25. The Company was approved by the Investment Commission, M.O.E.A. of an investment of US\$3,100,239 in UER Technology (Shenzhen) Limited, which was liquidated in March 2021.
26. The Company was approved by the Investment Commission, M.O.E.A. of an investment of US\$17,000,000 in TianJin Funayuanchuang Technology Co., Ltd., which was liquidated in October 2021.
27. The Company was approved by the Investment Commission, M.O.E.A. of an investment of US\$7,500,000 in Fu Cheng Ke Precision Electronics (Yantai) Co., Ltd., which was liquidated in October 2019.
28. The Company was approved by the Investment Commission, M.O.E.A. of an investment of US\$4,100,000 in Fushirui Precision Industry (Jincheng) Co., Ltd., which was liquidated in November 2021.
29. Lankao Yude Environmental Material Technology Co., Ltd. has been permitted by the Investment Commission, Ministry of Economic Affairs for the investment of US\$45,000,000 and completed the registration of business combination with Lankao Yufu Precision Technology Co., Ltd. at the competent authority in 2021. The surviving company is Lankao Yufu Precision Technology Co., Ltd.
30. Nanjing Hongfusharp Precision Electronics Co., Ltd. has been permitted by the Investment Commission, Ministry of Economic Affairs for the investment of US\$170,000,000 and completed the registration of business combination with Hongfujin Precision Electronics (Zhenzhou) Co., Ltd. at the competent authority in 2021. The surviving company is Hongfujin Precision Electronics (Zhenzhou) Co., Ltd.

II. The following is a list of investments in Mainland China that have been reinvested by Chinese companies due to restructuring of investment structure, and whose investment amounts have been approved to be included in investments in Mainland China:

1. To the investees including Hongqunsheng Precision Electronics (Yingkou) Co., Ltd., Hongqisheng Precision Electronics (Qinhuangdao) Co., Ltd., Hong Heng Sheng Electrical Technology (Huaian) Co., Ltd., Fubo Industrial (Shenzhen) Co., Ltd., Qinding Precision Electronics (Huaian) Co., Ltd. and Yuding Precision Electronics (Huaian) Co., Ltd., the total investment of US\$216,509,695 has been approved by Investment Commission, MOEA. Manufacturing and marketing of flexible display and molding.  
However, Avary Holding (Shenzhen) Co., Limited acquired the above mentioned investees in response to the adjustment in the investment structure. The Company was approved by Investment Commission, MOEA on September 20, 2017.
  2. An investment proposal totaling US\$922,949,697 in the investees in Mainland China has been approved by Investment Commission of MOEA. The investees included Ambient Microsystem (Shanghai) Co., Ltd., Amworld Microsystems (Shanghai) Ltd., Jizhun Precision Industry (Huizhou) Co., Ltd., HongFujing Precision Electronics (Tianjin) Co., Ltd., System Integration electronics(Hangzhou) Co., Ltd., Nanning Fugui Precision Industrial Co., Ltd., Futaihua Precision Electronics (Zhengzhou) Co., Ltd., Futaihua Precision Electronics (Jiyuan) Co., Ltd. and Henan Yuzhan Technology Limited. However, Foxconn Industrial Internet Co., Ltd. will acquire the aforementioned investees in Mainland China in response to changes in the Company's investment framework. The Company has reported to Investment Commission of MOEA about the investment adjustment on May 26, 2017.
- III. Pursuant to the newly amended "Review Principles of Investment and Engagement of Technological Cooperation in Mainland China" dated August 29, 2008, since the Company has obtained the certificate of being qualified for operating headquarters, which was issued by the Industrial Development Bureau, MOEA, the ceiling amount of the investment in Mainland China is not applicable to the Company.
- IV. The Company invests in the company via investee companies in Mainland China including WangHui Trading (Shanghai) Co., Ltd., Shanghai Ketaihuajie Technology Co., Ltd., Shanghai Foxconn Co., Ltd., Shanghai Fusheng New Energy Technology Co., Ltd., Shanghai Fujingtong Business Factoring Limited, Shanghai Fusharp Sales Co., Ltd., Shanghai Futaitong International Logistics Co., Ltd., Shanghai Zhuxuntong Import & Export Shanghai Ganxing Logistics Co., Ltd., Shanxi Yuding Precision Technology Co., Ltd., Shandong Chengshang Energy Co., Ltd., Industrial Fulian (Hangzhou) Data Technology Co., Ltd., Co., Ltd., Shanghai Pengzhan Investment Co., Ltd., Industrial Fulian Hengyang Zhizaogu Co., Ltd., Yuanfu (Shenzhen) Technology Co., Ltd., Inner Mongolia Xin Jing Photovoltaic Power Generation Co., Ltd., Taiyuan Fuchi Technology Co., Ltd., Industrial Fulian Foshan Zhizaogu Co., Ltd., Beijing Fusharp Electronic Commerce Limited, Beijing Fuyang New Energy Technology Co., Ltd., Beijing Yuzhan Zhizao Technology Co., Ltd., Gansu Fuguangyuan Electronic Technology Co., Ltd., HCC Teletron (HK) Technology Co., Ltd., Mingyang Real Estate Development (Kunshan) Co., Ltd., Leapsy Inc.Chengdu Zhuxuntong Import & Export Co., Ltd., Chengdu Zhuren Technology Co., Ltd., Ingrasys Info-Tech Corp. Foshan Shunde Jishun Precision Industry Co., Ltd., Foshan Zhizaogu Industrial Demonstration Base Co., Ltd., Foshan Zhizaogu Innovation Center Co., Ltd., Baichang Technology Service (Tianjin) Co., Ltd., Zhoukou Yuzhan Precision Technology Co., Ltd., Kunshan XinYang Real Estate Development Co., Ltd., Efeihu (Chengdu) E-commerce Limited, Hangzhou Jiangyu Innovation Medical Technology Co., Ltd., Dong Guan Fu Yi Precision Industry Co., Ltd., Dongying PV Technology Co., Ltd., Wuhan Zhunxuntong Enterprise Service Co., Ltd., Wuhan Yuzhan Henan Zhongyuan Finance & Fund Management Co., Ltd., Kunming Fulitong International Trading Co., Ltd., Henan Zhongyuan Financial Leasing Co., Ltd., Precision Technology Co., Ltd., Henan Yupin Real Estate Co., Ltd., Henan Fuchi Technology Co., Ltd., Henan Yuzhan Technology Limited, Polight Technology (Foshan) Co., Ltd., Qianhai Yuzhan (Shenzhen) Consulting Management Co., Ltd., Nanjing Futeng New Energy Automobile Technology Co., Ltd., Nanyang Hongfujing Precision Electronic Co., Ltd., Nanning Fugui Precision Industry Co., Ltd., Simatee Technology (Shenzhen) Co., Ltd., Chongqing Guanzhuo Technology Co., Ltd., Chongqing Futaoteng Logistics Limited Co., Ltd., Chongqing Fugui Electronics Co., Ltd., Chongqing Yuyusheng Electronics Technology Co., Ltd., Chongqing Zhunxuntong Customs Service Co., Ltd., Chongqing Jingmei Precision Electronic Co., Ltd., Junda Energy Technology (Shanghai) Co., Ltd., Triple Win Technology (JinCheng) Co., Ltd., Jincheng Foxconn Intelligent Manufacturing Vocational Training School Co., Ltd., Jincheng Futaihua Precision Electronic Co., Ltd., Jincheng Hongren Technology Co., Ltd., Jin cheng Hongzhi Nano optical-mechanical-electrical institute Co., Ltd., Jincheng HongShuo intelligent technology Co., Ltd., System Integration (Hai Ning) Electronics Co., Ltd., Infocus Precision Industry (Shenzhen) Co., Ltd., Talentek Microelectronics (He Fei) Limited Amworld Microsystems (Shanghai) Limited, Ingrasys Info-Tech Corporation, Ambient Microsystem (Shanghai) Co., Ltd., Ambient Microsystems (Jiashan) Co., Ltd., Jizhun Precision Industry (Huizhou) Co., Ltd., Huaian Mingyang Real Estate Development Co., Ltd., Huaian Fuyang Soleros Technology Co., Ltd., Huaian Hongyu Electronic Technology Co., Ltd., Shenzhen Hochichuang Technology Co., Ltd., Shenzhen eLux Display Co., Ltd., Shenzhen Jinchangzhi Technology Co., Ltd., Jin Ji Tiger Investment Holding Co., Ltd., Shenzhen Jinjiyu Information Consulting Co., Ltd., Shenzhen Foxconn Advanced Manufacturing Capacity Training University, Shenzhen Fuhongxun Technology Co., Ltd., Fuxuntong Trading (Shenzhen) Co., Ltd., Shenzhen Fortune Fintech Co., Ltd., Shenzhen Fertile Plan International Logistics Co., Ltd., Shenzhen Fu Neng New Energy Technology Co., Ltd., Shenzhen Fulianwang Internet Of Things Intelligent Home Furnishing Co., Ltd., Shenzhen Fu Rong Inclusive Finance Co., Ltd., Shenzhen FII-LUSTER LightTech Co., Ltd. Shenzhen Fusheng Technology Service Co., Ltd., Shenzhen Dengmao Science & Technology Co., Ltd., Shenzhen Yuzhan Precision Technology Co., Ltd., Shenzhen Hyper Power Information Technology Co., Ltd., SMART SHELL office (Shenzhen) Co., Ltd., Shenzhen Hongzhaoda Technology services Co., Ltd., Hongfei Precision Technology (shenzhen)Co., Ltd., Shenzhen Foxconn Advanced Manufacturing Capacity Training University, Shenzhen Fugui Precision Industry Co., Ltd., Shenzhen Fu Lian Intelligent Manufacturing Industry Innovation Center Co., Ltd., Shenzhen Zhangsongzhi Technology Service Co., Ltd., Shenzhen Zhizaogu Industrial Internet Innovation Center Co., Ltd., Shenzhen Jingjiang Yunchuang Technology Co., Ltd., Shenzhen Jingji Precision Machinery Trade Co., Ltd., System Integration Electronics (Hangzhou) Co., Ltd., Kaili Fulitong International Trading Co., Ltd., Innovative & Intelligent Factory Accelerator (Shenzhen) Co., Ltd., Fuyou Wande Trading Co., Ltd., Fu Jia Zhichuang (Shenzhen) Technology Co., Ltd., Fu Ming Tuo Property Management (Shenzhen) Co., Ltd., Fujingtong Financial Information Services (Shanghai) Co., Ltd., Futaihua Precision Electronics (Zhengzhou) Co., Ltd., Futaihua Precision Electronics (Jiyuan) Co., Ltd., Fortune Manufacturing (Fujian) Digital Technology Co., Ltd., Fuxiang Private Equity Investment Fund Joint Ventur, Fu Ji Yun (Shenzhen) Technology Co., Ltd., Fu Meng (Shenzhen) Consulting Service Co., Ltd., Rich Dreams Network Technology (Hangzhou) Limited, Fulian Intelligent Workshop (Shenzhen) Co., Ltd., Fuhong Cloud Computing (Tianjin) Co., Ltd., FuYun Acoustics Technology (Shenzhen) Co., Ltd., Langfang City Fuyang New Energy Technology Co., Ltd., Langfang Yuzhan Technology Limited, Guizhou Fuhuada Precision Electronics Co., Ltd., Yantaiishi Fulitong International Trading Co., Ltd., Yantai Futaitong International Logistics Co., Ltd., Yantai Hongfu Occupation Training School Ur Material (Yantai) Co., Ltd., Jiashan PV Technology Co., Ltd., Jiaxing Zhixie Trading Co., Ltd., JiaXin Aifenpang Trading Co., Ltd., Ur Material Technology (Guangzhou) Co., Ltd., Guangxi Fumeng Innovation Technology Co., Ltd., Pan Zhou Fu Gui Kang Precision Electronic Co., Ltd., Panzhou Fu Gui Kang Precision Electronic Co., Ltd., Zhenzhou Yongyang Detection Service Co., Ltd., Zhongyuan Micro-credit Co., Ltd., Zhenzhou Fuyusheng Energy Technology Co., Ltd., Zhenzhou Fuyucheng Agricultural Biotechnology Co., Ltd., Zhenzhou Fulian Intelligent Workshop Co., Ltd., Zhenzhou Junda Logistics Co., Ltd., Zhenzhou WannaYun Elec. Technology Co., Ltd., Zhenzhou Yu Peng Precision Technology Co., Ltd., Zhenzhou Hongren Cutting Tool Limited, Jin Ji Full Precision Machinery (Hengyang) Co., Ltd., Hengyang Fuxiangyuan Culture Co., Ltd., Hengyang Yuzhan Precision Technology Co., Ltd., Hengyang Hengzhifu Finance & Accounting Services Co., Ltd., Ur Industry Materials (Langfang) Co., Ltd., Ur New Materials Technology (Wuhan) Co., Ltd., Ur Hongxin Testing Technology (Dongguan) Co., Ltd., Ur Hongxin Detection Technology (Shenzhen) Co., Ltd., Jnan Development Property Development Co., Ltd., Hongzhaoda Integrated Innovative Service (Kunshan) Co., Ltd., Hongfu (Shenzhen) Equity Investment Fund Management Co., Ltd., Hon Fu Cheng Precision Electronics (Chengdu) Co., Ltd., Hong Fu Cheng Technology (Tianjin) Co., Ltd., Hongfu Innovation (Hangzhou) Co., Ltd., Hongfujing Precision Electronics (Tianjin) Co., Ltd., Hongfujing Precision Electronic (Wenshan) Co., Ltd., Hongfujing Precision Electronic (Kaili) Co., Ltd., Hongfujing Precision Electronics (Guiyang) Co., Ltd., Flow Vision Technology Co., Ltd., Hong Chi Shenzhen Fuhongji Trading Co., Ltd., (Formerly: Rich Dreams Network Technology (Shenzhen) Limited) Hong Ding Management Consultants (Shenzhen) Co., Ltd., Jianguo Innovation Medical Technology Chengdu Co., Ltd., Suzhou Fumingxing Trading Co., Ltd., Teng Yi New Energy Technology (Kunshan) Co., Ltd., Lankao Yuzhan Intelligent Creation Technology Co., Ltd., Hebi Yuzhan Precision Technology Co., Ltd., Guangxi Yuchai Logistics Co., Ltd., Yulin Yuchai Warehousing Service Co., Ltd., Maoming Yilife Logistics Co., Ltd., Jianguo Yuchi Zhilian Logistics Co., Ltd., Qingdao Ritechet Supply Chain Management Co., Ltd., Guangxi MRT Logistics Co., Ltd., Guangxi Kuke Supply Chain Technology Co., Ltd., Guangxi Power Source Technology Development Co., Ltd., Guizhou Hangzhou Wulian Technology Co., Ltd., Guangxi Changhang Tire Sales Co., Ltd., Horgos Enterprise Management Consulting Co., Ltd., Shenzhen Yuchai Logistics Co., Ltd., Guangxi Changtu Tire Sales Co., Ltd., Guangxi Changqi Tire Sales Co., Ltd., Inner Mongolia Guijinyuan Supply Chain Management Co., Ltd., Guangxi Kairui Supply Chain Management Co., Ltd., Guangxi Changda Tire Sales Co., Ltd., Guangxi Youfu Logistics Co., Ltd. Foxtron Vehicle Technology (Hangzhou) Co., Ltd. Except for the investment via the holding companies in Mainland China, other investments Except for the investment via the holding companies in Mainland China, other investments shall be approved by Investment Commission of the Ministry of Economic Affairs.



Hon Hai Precision Industry Co., Ltd. and Subsidiaries

Bonds Payable

December 31, 2021

Table 12

Expressed in thousands of TWD  
(Except as otherwise indicated)

Name of Security	Trustee	Issued on	Maturity	Date of interest payment	Interest rate (%)	Amount							
						Issued Amount	Repaid Amount	Balance as at December 31, 2021	Amortisation for the period	Book value	Status of guarantee	Footnote	
Second debenture issue of 2011	Bank SinoPac												
Bond C		2011/06/14	10 years	Note 1	1.82	\$ 1,400,000	(\$ 1,400,000)	\$ -	\$ -	-	None		
First debenture issue of 2014													
Bond C		2014/03/18	7 years		1.75	350,000	(350,000)	-	-	-			
Bond D			10 years		2.00	2,500,000	-	2,500,000	-	2,500,000			
Second debenture issue of 2014													
Bond C		2014/05/21	7 years		1.70	3,350,000	(3,350,000)	-	-	-			
Bond D			10 years		1.95	4,200,000	-	4,200,000	-	4,200,000			
Third debenture issue of 2014													
Bond A		2014/07/08	7 years		1.70	6,000,000	(6,000,000)	-	-	-			
Bond B			10 years		1.95	6,000,000	-	6,000,000	-	6,000,000			
Fourth debenture issue of 2014													
Bond C		2014/10/08	7 years		1.80	3,200,000	(3,200,000)	-	-	-			
Bond D			10 years		2.02	2,200,000	-	2,200,000	-	2,200,000			
Bond E			12 years		2.15	200,000	-	200,000	-	200,000			
Fifth debenture issue of 2014													
Bond C		2015/01/14	7 years		1.80	2,800,000	-	2,800,000	-	2,800,000			
First debenture issue of 2015													
Bond E		2015/04/14	7 years		1.75	1,000,000	-	1,000,000	-	1,000,000			
Second debenture issue of 2015													
Bond E		2015/06/24	6 years		1.55	400,000	(400,000)	-	-	-			
Bond F			7 years		1.70	2,300,000	-	2,300,000	-	2,300,000			
Bond G			10 years		1.90	500,000	-	500,000	-	500,000			
Third debenture issue of 2015													
Bond E		2015/09/29	5.5 years		1.27	200,000	(200,000)	-	-	-			
Bond F			6 years		1.33	400,000	(400,000)	-	-	-			
Bond G			7 years		1.45	1,000,000	-	1,000,000	-	1,000,000			
Bond H			12 years		2.00	300,000	-	300,000	-	300,000			
Fourth debenture issue of 2015													
Bond E		2015/11/30	6 years		1.28	100,000	(100,000)	-	-	-			
Bond F			7 years		1.40	1,400,000	-	1,400,000	-	1,400,000			
Bond G			10 years		1.75	100,000	-	100,000	-	100,000			
Bond H			12 years		1.95	200,000	-	200,000	-	200,000			

Name of Security	Trustee	Issued on	Maturity	Date of interest payment	Interest rate (%)	Amount					Status of guarantee	Footnote
						Issued Amount	Repaid Amount	Balance as at December 31, 2021	Amortisation for the period	Book value		
First debenture issue of 2016	Bank SinoPac											
Bond D		2016/06/07	5 years	Note 1	0.80	\$ 2,100,000	(\$ 2,100,000)	\$ -	\$ -	-	None	
Bond E			6 years		0.88	1,300,000	-	1,300,000	-	1,300,000		
Bond F			7 years		0.95	1,800,000	-	1,800,000	-	1,800,000		
Bond G			10 years		1.20	1,800,000	-	1,800,000	-	1,800,000		
Second debenture issue of 2016												
Bond C		2016/08/08	4.75 years		0.70	500,000	( 500,000)	-	-	-		
Bond D			5 years		0.73	2,300,000	( 2,300,000)	-	-	-		
Bond E			6 years		0.83	1,700,000	-	1,700,000	-	1,700,000		
Bond F			7 years		0.90	2,900,000	-	2,900,000	-	2,900,000		
Third debenture issue of 2016												
Bond C		2016/11/07	5 years		0.83	900,000	( 900,000)	-	-	-		
First debenture issue of 2017												
Bond C		2017/05/17	5 years		1.12	4,000,000	-	4,000,000	-	4,000,000		
Bond D			7 years		1.36	900,000	-	900,000	-	900,000		
Bond E			10 years		1.53	400,000	-	400,000	-	400,000		
Second debenture issue of 2017												
Bond C		2017/08/08	4 years		0.98	800,000	( 800,000)	-	-	-		
Bond D			5 years		1.04	3,100,000	-	3,100,000	-	3,100,000		
Bond E			6 years		1.18	200,000	-	200,000	-	200,000		
Bond F			7 years		1.30	2,000,000	-	2,000,000	-	2,000,000		
Bond G			10 years		1.52	700,000	-	700,000	-	700,000		
Third debenture issue of 2017												
Bond B		2017/11/16	5 years		1.00	2,950,000	-	2,950,000	-	2,950,000		
Bond C			7 years		1.18	1,950,000	-	1,950,000	-	1,950,000		
Bond D			10 years		1.40	1,000,000	-	1,000,000	-	1,000,000		
First debenture issue of 2018												
Bond A		2018/05/09	3 years		0.76	1,000,000	( 1,000,000)	-	-	-		
Bond B			5 years		0.89	3,100,000	-	3,100,000	-	3,100,000		
Bond C			6 years		0.96	200,000	-	200,000	-	200,000		
Bond D			7 years		1.05	3,200,000	-	3,200,000	-	3,200,000		
Bond E			10 years		1.35	1,500,000	-	1,500,000	-	1,500,000		
Second debenture issue of 2018												
Bond A		2018/07/27	3 years		0.73	700,000	( 700,000)	-	-	-		
Bond B			4 years		0.80	200,000	-	200,000	-	200,000		
Bond C			5 years		0.87	3,900,000	-	3,900,000	-	3,900,000		
Bond D			6 years		0.92	500,000	-	500,000	-	500,000		
Bond E			7 years		1.00	2,300,000	-	2,300,000	-	2,300,000		
Bond F			10 years		1.30	1,400,000	-	1,400,000	-	1,400,000		

Name of Security	Trustee	Issued on	Maturity	Date of interest payment	Interest rate (%)	Amount					Status of guarantee	Footnote
						Issued Amount	Repaid Amount	Balance as at December 31, 2021	Amortisation for the period	Book value		
First debenture issue of 2019												
	Bank SinoPac											
Bond A		2019/10/22	3 years	Note 1	0.68	\$ 100,000	\$ -	\$ 100,000	\$ -	\$ 100,000	None	
Bond B			5 years		0.80	1,900,000	-	1,900,000	-	1,900,000		
Bond C			6 years		0.86	500,000	-	500,000	-	500,000		
Bond D			7 years		0.90	2,500,000	-	2,500,000	-	2,500,000		
Bond E			10 years		1.10	950,000	-	950,000	-	950,000		
Second debenture issue of 2019												
Bond A		2020/01/09	5 years		0.81	1,700,000	-	1,700,000	-	1,700,000		
Bond B			6 years		0.85	500,000	-	500,000	-	500,000		
Bond C			7 years		0.92	2,350,000	-	2,350,000	-	2,350,000		
Bond D			10 years		1.12	1,650,000	-	1,650,000	-	1,650,000		
First debenture issue of 2020												
Bond A		2020/05/14	5 years		0.80	1,900,000	-	1,900,000	-	1,900,000		
Bond B			7 years		0.90	4,100,000	-	4,100,000	-	4,100,000		
Bond C			10 years		1.00	600,000	-	600,000	-	600,000		
Second debenture issue of 2020												
Bond A		2020/09/09	5 years		0.69	2,850,000	-	2,850,000	-	2,850,000		
Bond B			7 years		0.79	3,700,000	-	3,700,000	-	3,700,000		
Bond C			10 years		0.90	1,400,000	-	1,400,000	-	1,400,000		
Bond D			12 years		1.00	300,000	-	300,000	-	300,000		
Third debenture issue of 2020												
Bond A		2020/12/28	5 years		0.53	1,800,000	-	1,800,000	-	1,800,000		
Bond B			7 years		0.63	6,600,000	-	6,600,000	-	6,600,000		
Bond C			10 years		0.68	3,400,000	-	3,400,000	-	3,400,000		
Bond D			15 years		0.90	200,000	-	200,000	-	200,000		
First debenture issue of 2021												
Bond A		2021/05/14	3 years		0.48	1,300,000	-	1,300,000	-	1,300,000		
Bond B			5 years		0.54	2,100,000	-	2,100,000	-	2,100,000		
Bond C			7 years		0.63	5,700,000	-	5,700,000	-	5,700,000		
Bond D			10 years		0.73	2,200,000	-	2,200,000	-	2,200,000		
Bond E			15 years		0.95	700,000	-	700,000	-	700,000		
Second debenture issue of 2021												
Bond A		2021/09/30	5 years		0.51	2,550,000	-	2,550,000	-	2,550,000		
Bond B			7 years		0.62	10,300,000	-	10,300,000	-	10,300,000		
Bond C			10 years		0.70	2,400,000	-	2,400,000	-	2,400,000		
Bond D			15 years		0.84	200,000	-	200,000	-	200,000		
Third debenture issue of 2021												
Bond A		2021/12/08	3 years	Note 1	0.55	1,000,000	-	1,000,000	-	1,000,000		
Bond B			5 years		0.63	5,500,000	-	5,500,000	-	5,500,000		
Bond C			7 years		0.72	4,000,000	-	4,000,000	-	4,000,000		
Bond D			10 years		0.82	1,650,000	-	1,650,000	-	1,650,000		

Name of Security	Trustee	Issued on	Maturity	Date of interest payment	Interest rate (%)	Amount				Status of guarantee	Footnote		
						Issued Amount	Repaid Amount	Balance as at December 31, 2021	Amortisation for the period			Book value	
Issued Foreign unsecured corporate bonds in the amount of USD	-	2016/09/23	5 years	Note 2	2.25	US\$600,000 thousand	US\$600,000 thousand	-	\$ -	-	-	None	
Issued Foreign unsecured corporate bonds in the amount of USD	-		10 years		3.00	US\$400,000 thousand	-	US\$400,000 thousand	-	US\$400,000 thousand			
Issued Foreign unsecured corporate bonds in the amount of JPY	-	2017/09/20	5 years		0.52	JPY 6,000,000 thousand	-	JPY 6,000,000 thousand	-	JPY 6,000,000 thousand			
Issued Foreign unsecured corporate bonds in the amount of JPY	-		7 years		0.70	JPY 2,500,000 thousand	-	JPY 2,500,000 thousand	-	JPY 2,500,000 thousand			
Issued Foreign unsecured corporate bonds in the amount of USD	-	2019/03/12	5 years		3.75	US\$700,000 thousand	-	US\$700,000 thousand	-	US\$700,000 thousand			
Issued Foreign unsecured corporate bonds in the amount of USD	-		10 years		4.25	US\$300,000 thousand	-	US\$300,000 thousand	-	US\$300,000 thousand			
Issued Foreign unsecured corporate bonds in the amount of USD	-	2020/10/28	5 years		1.63	US\$800,000 thousand	-	US\$800,000 thousand	-	US\$800,000 thousand			
Issued Foreign unsecured corporate bonds in the amount of USD	-		10 years		2.50	US\$600,000 thousand	-	US\$600,000 thousand	-	US\$600,000 thousand			
Issued Foreign unsecured corporate bonds in the amount of USD	-	2021/08/25	7 years		1.88	US\$110,000 thousand	-	US\$110,000 thousand	-	US\$110,000 thousand			
First overseas convertible debenture issue of 2017	-	2017/11/06	5 years	Note 1	0.00	15,096,000	(1,817,558)	13,278,442	(175,448)	13,102,994			
First convertible debenture issue of 2018	-	2018/02/12	5 years		0.00	1,500,000	-	1,500,000	(25,166)	1,474,834			
First convertible debenture issue of 2021	-	2021/08/05	5 years		0.00	19,584,600	-	19,183,116	-	19,183,116			

Note 1:Principal is due at maturity. Interest is paid annually at simple interest rate.

Note 2:Principal is due at maturity. Interest is paid semi-annually at simple interest rate.

Hon Hai Precision Industry Co., Ltd. and Subsidiaries

Major Shareholders Information

December 31, 2021

Table 13

Major Shareholders	Shareholding	
	Number of Shares Held	Shareholding Ratio
Terry Gou	1,742,198,518	12.56%

HON HAI PRECISION INDUSTRY CO., LTD.

Cash and cash equivalents

December 31, 2021

Form 1

Unit: NT\$ thousand

<u>Item</u>	<u>Description</u>			<u>Amount</u>
Cash on hand and petty cash				\$ 7,105
Bank deposits				
Checking deposits				87,915
Demand deposits				561,353
Foreign currency deposits	USD	1,160,999NT\$ thousand, Exchange rate	27.68	32,136,452
	JPY	5,204,953NT\$ thousand, Exchange rate	0.2405	1,251,791
	CZK	1,114NT\$ thousand, Exchange rate	1.2622	1,406
	GBP	82NT\$ thousand, Exchange rate	37.30	3,059
	RMB	10,255NT\$ thousand, Exchange rate	4.3541	44,651
Other currency				233,842
				<u>\$ 34,327,574</u>

HON HAI PRECISION INDUSTRY CO., LTD.  
Notes and accounts receivable (including related parties)  
December 31, 2021

Form 2

Unit: NT\$ thousand

Name of clients	Description	Amount	Note
<u>Notes receivable</u>		<u>\$ 16,128</u>	
<u>Accounts receivable</u>			
Client F		324,925,184	
Client B		196,637,325	
Client J		14,837,832	
Client I		13,406,254	
			None of other clients individually has a balance exceeding 2% of the value of this financial account.
Others		<u>10,520,013</u>	
		560,326,608	
Less: Allowance for doubtful accounts		<u>( 2,947,738)</u>	
		<u>557,378,870</u>	
		<u>\$557,394,998</u>	
<u>Accounts receivable - related parties</u>			
Hongfujin Precision Electronics (Zhengzhou) Co., Ltd.		\$107,415,764	
Futaihua Industry (Shenzhen) Co., Ltd.		14,611,644	
ECMMS PRECISION SINGAPORE PTE. LTD.		10,113,641	
FOXCONN (FAR EAST) LIMITED and its subsidiaries		16,629,354	
			None of other clients individually has a balance exceeding 5% of the value of this financial account.
Others		3,716,624	
		152,487,027	
Less: Allowance for doubtful accounts		<u>(1,321)</u>	
		<u>\$ 152,485,706</u>	

HON HAI PRECISION INDUSTRY CO., LTD.  
Other Receivables (Including Related Parties)  
December 31, 2021

Form 3

Unit: NT\$ thousand

Item	Description	Amount	Note
Receivables arising from purchase of raw materials on behalf of another party - Affiliated company		\$ 846,634,930	
Tax refund receivable		548,694	
Proceeds receivable arising from sale of equipment		24,766	
Others		181,864	
		<u>\$ 847,390,254</u>	



HON HAI PRECISION INDUSTRY CO., LTD.

Inventories

December 31, 2021

Form 4

Unit: NT\$ thousand

Item	Description	Amount		Note
		Cost	Net Realizable Value	
Raw materials		\$2,899,277	\$3,077,410	Net realizable value of raw material is determined at replacement cost.
Work in process		5,565,992	5,938,210	
Finished goods		71,707,449	71,439,289	
Inventory in transit		1,020,618	1,020,618	
		81,193,336	<u>\$ 81,475,527</u>	Goods in progress and finished goods are valued at their net realizable value.
Less: Allowance for inventory valuation loss	(	1,774,735)		
		<u>\$ 79,418,601</u>		

HON HAI PRECISION INDUSTRY CO., LTD.

Changes in financial assets measured at fair value through other comprehensive income  
January 1, 2021 to December 31, 2021

Form 5

Unit: NTS thousand

Name	Beginning balance		Increase		Decrease		Balance - End of period			Collateral or Pledge	Note
	Number of shares (In thousands)	Fair value	Number of shares (In thousands)	Amount	Number of shares (In thousands)	Amount	Number of shares (In thousands)	Shareholding %	Fair value		
Innolux Corporation	147,965	\$2,086,312	-	\$828,563	- (\$	14,754)	147,965	1.40	\$2,900,121	None	Note
USUN TECHNOLOGY CO., LTD.	5,180	221,704	-	-	- (	52,836)	5,180	8.16	168,868		
AMPHASTAR PHARMACEUTICALS, INC.	-	-	132	85,144	-	-	132	0.28	85,144		
GLOBAL STRATEGIC INVESTMENT INC.	2,450	-	-	-	(2,450)	-	-	-	-		
Wk Technology Fund	1,377	-	-	-	(1,377)	-	-	-	-		
C-ONE Technology Corporation	87	212	-	-	- (	7)	87	1.25	205		
Taitai Technology Co., Ltd.	1,900	-	-	-	-	-	1,900	19.00	-		
Hsieh-Yung Investment Co., Ltd.	11,562	200,603	-	106,767	-	-	24,368	1.52	307,370		
		<u>\$2,508,831</u>		<u>\$1,020,474</u>		<u>(\$ 67,597)</u>			<u>\$3,461,708</u>		

Note 1: Except for Innolux Photoelectric Corporation's decrease, which was attributable to the distribution of cash dividends from capital reserve, the increase and the decrease for the period were attributable to valuation.

Note 2: The shares of AMPHASTAR PHARMACEUTICALS, INC. was acquired under the property distribution of GLOBAL STRATEGIC INVESTMENT INC. after its liquidation.

**HON HAI PRECISION INDUSTRY CO., LTD.**  
**Changes in investments accounted for under the equity method**  
**January 1, 2021 to December 31, 2021**

Form 6

Unit: NT\$ thousand

Investee	Balance as at January 1, 2021		Balance		Current Increase (Note I)		Current Decrease (Note II)		As of March 31, 2021		Balance		Market value/Net equity value		Collateral for Pledge	Note	
	Number of shares	Amount	Number of shares	Amount	Number of shares	Amount	Number of shares	Amount	Number of shares	Owners hip (%)	Amount	Unit price (NT\$)	Total price				
FOXCONN (FAR EAST) LIMITED	8,061,628,748	\$1,242,109,242	-	\$119,180,438	-	-\$12,000,443	8,061,628,748	100	\$1,349,289,237	-	\$1,352,490,192	-		None			
SHARP CORPORATION	130,000,000	49,739,004	-	7,176,447	-	(9,069,135)	130,000,000	21	47,846,316	-	42,026,918	-					
Hyield Venture Capital Co., Ltd. Bon Shin International Investment Co., Ltd.	1,174,960,419	24,369,250	-	3,706,955	-	(332,536)	1,174,960,419	98	27,743,669	-	27,763,745	-					
MARGINI HOLDINGS LIMITED	1,128,730,000	18,687,591	35,000,000	2,551,070	-	(719,709)	1,163,730,000	100	20,518,952	-	20,518,771	-					
AMBIT INTERNATIONAL LTD.	275,980,200	17,654,483	-	467,108	-	(230,627)	275,980,200	100	17,890,964	-	17,890,964	-					
FOXCONN HOLDINGS B.V. -NETHERLAND	74,572,281	47,110,537	-	9,212,726	-	(354,883)	74,572,281	100	55,968,380	-	55,968,380	-					
FOXCONN HOLDING LTD. ECMMS PRECISION SINGAPORE PTE. LTD.	1,08,355,209	10,392,297	-	897,374	-	(886,663)	108,355,209	100	10,403,008	-	10,403,008	-					
HON HAI PRECISION INDUSTRY CO., LTD.	1,521,951,926	57,113,649	48,558,593	10,223,567	-	(2,221,495)	1,570,510,519	100	65,115,721	-	65,115,721	-					
Hongyuan International Investment Co., Ltd.	343,010,000	13,921,576	-	216,392	-	(875,152)	343,010,000	100	13,262,816	-	13,262,872	-					
Hon Chi International Investment Co., Ltd.	139,725,803	10,734,572	-	698,176	-	(414,187)	139,725,803	10	11,018,561	-	10,977,998	-					
FOXCONN SINGAPORE PTE. LTD.	341,678,900	4,383,636	-	844,871	-	(223,477)	341,678,900	100	5,005,030	-	5,008,383	-					
FOXCONN SA B.V.	300,280,000	3,951,508	-	876,565	-	(197,184)	300,280,000	100	4,630,889	-	4,632,024	-					
Pan-International Industrial Corporation	403,837,543	12,820,196	48,000,000	1,365,178	-	(1,789,752)	451,837,543	39	12,395,622	-	12,513,783	-					
Syntrend Creative Park Co., Ltd. Lin Yih International Investment Co., Ltd.	72,163,188	1,491,237	-	-	-	(174,284)	72,163,188	100	1,316,953	-	1,303,603	-					
Premier Image Technology (H.K.) Ltd.	96,900,000	828,923	165,000,000	1,659,835	-	(22,815)	261,900,000	100	2,465,943	-	2,459,924	-					
Altus Technology Inc.	1,404,936	100,547	-	3,078	-	(94)	1,404,936	2	103,531	-	105,250	-					
Asia Pacific Telecom Co., Ltd.	65,810,751	461,965	-	-	-	(18,780)	65,810,751	65	443,185	-	443,185	-					
Enmocorn Corporation	1,253,026,812	11,304,979	-	383,174	-	(1,704,094)	1,253,026,812	29	9,984,059	-	8,528,181	-					
Foxtron Vehicle Technologies Co., Ltd.	484,860	177,991	18,908	10,158	-	(6,272)	503,768	1	181,877	-	50,433	-					
HON YOUNG Semiconductor Corporation	785,032,075	7,731,844	9,367,925	93,679	-	(484,154)	794,400,000	51	7,341,369	-	7,341,369	-					
FENIX INDUSTRIA DE ELETTRONICOS LTDA.	-	-	317,000,000	3,170,000	-	(14,290)	317,000,000	100	3,155,710	-	3,155,710	-					
FOXCONN MOEBG INDUSTRIA DE ELETTRONICOS LTDA	53,333,780	733,475	-	86,409	-	(72,565)	53,333,780	99	747,319	-	747,319	-					
Others	24,315,201	239,291	-	74,598	-	(25,728)	24,315,201	100	288,161	-	288,161	-					
	-	231,831	-	37,593	-	(231,320)	-	-	38,104	-	242,718	-					
		<u>\$1,539,863,379</u>		<u>\$163,208,473</u>		<u>(\$32,185,427)</u>			<u>\$1,670,886,425</u>		<u>\$1,666,762,926</u>						

Note I: The amount increased in the period comprises investment gains, changes in equity of investees, cumulative translation adjustments, unrealized gains or losses on financial assets, stock dividends received, and investment increment.

Note II: The amount decreased for the period comprised investment losses, cash dividends received, changes in equity of investees, cumulative translation adjustments, cash refunds from capital reduction, and unrealized gains or losses on financial assets.

HON HAI PRECISION INDUSTRY CO., LTD.

Other non-current assets

December 31, 2021

Form 7

Unit: NT\$ thousand

<u>Item</u>	<u>Description</u>	<u>Amount</u>	<u>Note</u>
Refundable deposits		\$ 283,438	
Computer software cost		249,207	
Others		<u>35,132</u>	
		<u>\$ 567,777</u>	

HON HAI PRECISION INDUSTRY CO., LTD.

Short-term loans

December 31, 2021

Form 8

Unit: NTS thousand

Type of Loan	Descriptions	Balance - end of period	Contract period	Interest rate range	Credit lines	Collateral or pledge	Note
Credit loans	China Construction Bank	\$ 13,840,000	2021.12.09–2022.01.06	0.43%	\$ 13,840,000	None	
	Bank of Communications Co., Ltd.	7,768,000	2021.12.23–2022.02.15	0.35%–0.45%	8,304,000		
	JPMorgan Chase	5,554,700	2021.12.15–2022.03.15	0%	5,554,700		
	Chang Hwa Commercial Bank	3,875,200	2021.12.16–2022.01.06	0.60%	4,000,000		
	Bank of China	5,536,000	2021.12.16–2022.01.06	0.46%	13,840,000		
	E.SUN COMMERCIAL BANK, LTD.	5,536,000	2021.10.15–2022.03.21	0.42%	6,000,000		
	Agricultural Bank of Taiwan	1,439,360	2021.12.16–2022.01.06	0.45%	4,000,000		
	Taishin International Bank	4,152,000	2021.12.14–2022.01.14	0.48%	5,000,000		
	The Hong Kong and Shanghai Banking Corporation	11,072,000	2021.10.25–2022.03.24	0.39%–0.42%	13,840,000		
	ANZ Institutional Banking	16,608,000	2021.12.16–2022.01.24	0.35%–0.36%	16,608,000		
	Mizuho Bank	16,000,000	2021.12.28–2022.01.03	0.48%	16,608,000		
	MUFG Bank	9,629,600	2021.12.16–2022.02.16	0.34%–0.43%	9,688,000		
	Citibank	4,090,000	2021.10.14–2022.01.14	0.32%	4,152,000		
	DBS Bank	11,064,150	2021.12.06–2022.03.28	0%–0.42%	11,072,000		
	Bank of America	5,536,000	2021.12.16–2022.01.06	0.37%	5,536,000		
	Standard Chartered Bank	10,182,600	2021.10.12–2022.02.22	0%–0.32%	13,840,000		
	BBVA (Banco Bilbao Vizcaya Argentaria)	8,300,960	2021.12.16–2022.06.24	0.48%	8,304,000		
			<u>\$ 140,184,570</u>				

HON HAI PRECISION INDUSTRY CO., LTD.  
Accounts payable ( inclusive those to related parties  
December 31, 2021

Form 9

Unit: NT\$ thousand

Name of clients	Description	Amount	Note
<u>Accounts payable</u>			
Company U		\$ 58,107,146	None of other clients individually has a balance exceeding 5% of the value of this financial account.
Others		13,407,799	
		<u>\$ 71,514,945</u>	
<u>Accounts payable - related parties</u>			
FOXCONN SINGAPORE (PTE) LIMITED		\$ 542,861,747	None of other clients individually has a balance exceeding 5% of the value of this financial account.
FALCON PRECISION TRADING (PTE) LTD.		248,985,107	
FOXCONN IMAGE AND PRINTING PRODUCT (PTE) LIMITED		174,623,005	
FAST VICTOR LIMITED		58,911,906	
FOXCONN (FAR EAST) LIMITED and its subsidiaries		53,748,955	
Others		14,066,322	
		<u>\$ 1,093,197,042</u>	

HON HAI PRECISION INDUSTRY CO., LTD.  
Other Receivables (Including those from related parties)  
December 31, 2021

Form 10

Unit: NT\$ thousand

Item	Abstract	Amount
Payables arising from purchase made by another party on behalf of the Company	\$	387,360,211
Compensation payable to employees		18,871,610
Processing fee payables		9,283,512
Freight expense payable		1,137,631
Royalty fees payable		717,671
Accrued interest payable		686,455
Compensation payable and salary and wages payable		397,761
Equipment expenses payable		68,406
Others		2,777,304
	\$	<u>421,300,561</u>

HON HAI PRECISION INDUSTRY CO., LTD.

Other current liabilities

December 31, 2021

Form 11

Unit: NT\$ thousand

<u>Item</u>	<u>Description</u>	<u>Amount</u>	<u>Note</u>
Receipts in advance of payments for equipment on behalf of others		\$ 18,221,720	
Contract liabilities:			
Deferred income		6,408,165	
Receipts in advance of payments		994,916	
Others		<u>106,735</u>	
		<u>\$ 25,731,536</u>	



HON HAI PRECISION INDUSTRY CO., LTD.

Bonds payable

December 31, 2021

Form 12

Unit: NT\$ thousand

Name Bonds	Trustee	Issued on	Maturity	Date of interest payment	Interest rate (%)	Amount				Status of guarantee	Note	
						Issued amount	Repaid amount	Balance - end of period	Discount unamortized			Book value
Second debenture issue of 2011	Bank SinoPac											
Bond C		2011/06/14	10 years	Note	1.82	\$ 1,400,000	\$ 1,400,000)	\$ -	\$ -	\$ -	-	None
First debenture issue of 2014												
Bond C		2014/03/18	7 years		1.75	350,000	( 350,000)	-	-	-	-	
Bond D			10 years		2.00	2,500,000	-	2,500,000	-	2,500,000	-	
Second debenture issue of 2014												
Bond C		2014/05/21	7 years		1.70	3,350,000	( 3,350,000)	-	-	-	-	
Bond D			10 years		1.95	4,200,000	-	4,200,000	-	4,200,000	-	
Third debenture issue of 2014												
Bond A		2014/07/08	7 years		1.70	6,000,000	( 6,000,000)	-	-	-	-	
Bond B		"	10 years		1.95	6,000,000	-	6,000,000	-	6,000,000	-	
Fourth debenture issue of 2014												
Bond C		2014/10/08	7 years		1.80	3,200,000	( 3,200,000)	-	-	-	-	
Bond D			10 years		2.02	2,200,000	-	2,200,000	-	2,200,000	-	
Bond E			12 years		2.15	200,000	-	200,000	-	200,000	-	
Fifth debenture issue of 2014												
Bond C		2015/01/14	7 years		1.80	2,800,000	-	2,800,000	-	2,800,000	-	
First debenture issue of 2015												
Bond E		2015/04/14	7 years		1.75	1,000,000	-	1,000,000	-	1,000,000	-	
Second debenture issue of 2015												
Bond E		2015/06/24	6 years		1.55	400,000	( 400,000)	-	-	-	-	
Bond F			7 years		1.70	2,300,000	-	2,300,000	-	2,300,000	-	
Bond G			10 years		1.90	500,000	-	500,000	-	500,000	-	

HON HAI PRECISION INDUSTRY CO., LTD.

Bonds payable

December 31, 2021

Form 12

Unit: NT\$ thousand

Name Bonds	Trustee	Issued on	Maturity	Date of interest payment	Interest rate (%)	Amount				Status of guar- ante Note	
						Issued amount	Repaid amount	Balance - end of period	Discount unamortized		Book value
Third debenture issue of 2015	Bank SinoPac										
Bond E		2015/09/29	5.5 years	Note	1.27	\$ 200,000	(\$ 200,000)	\$ -	\$ -	\$ -	None
Bond F			6 years		1.33	400,000	( 400,000)	-	-	-	
Bond G			7 years		1.45	1,000,000	-	1,000,000	-	1,000,000	
Bond H			12 years		2.00	300,000	-	300,000	-	300,000	
Fourth debenture issue of 2015											
Bond E		2015/11/30	6 years		1.28	100,000	( 100,000)	-	-	-	
Bond F			7 years		1.40	1,400,000	-	1,400,000	-	1,400,000	
Bond G			10 years		1.75	100,000	-	100,000	-	100,000	
Bond H			12 years		1.95	200,000	-	200,000	-	200,000	
First debenture issue of 2016											
Bond D		2016/06/07	5 years		0.80	2,100,000	( 2,100,000)	-	-	-	
Bond E			6 years		0.88	1,300,000	-	1,300,000	-	1,300,000	
Bond F			7 years		0.95	1,800,000	-	1,800,000	-	1,800,000	
Bond G			10 years		1.20	1,800,000	-	1,800,000	-	1,800,000	
Second debenture issue of 2016											
Bond C		2016/08/08	4.75 years		0.70	500,000	( 500,000)	-	-	-	
Bond D			5 years		0.73	2,300,000	( 2,300,000)	-	-	-	
Bond E			6 years		0.83	1,700,000	-	1,700,000	-	1,700,000	
Bond F			7 years		0.90	2,900,000	-	2,900,000	-	2,900,000	
Third debenture issue of 2016											
Bond C		2016/11/07	5 years		0.83	900,000	( 900,000)	-	-	-	

HON HAI PRECISION INDUSTRY CO., LTD.

Bonds payable

December 31, 2021

Form 12

Unit: NT\$ thousand

Name Bonds	Trustee	Issued on	Maturity	Date of interest payment	Interest rate (%)	Amount				Status of guarantee	Note	
						Issued amount	Repaid amount	Balance - end of period	Discount unamortized			Book value
First debenture issue of 2017	Bank SinoPac											
Bond C		2017/05/17	5 years	Note	1.12	\$ 4,000,000	\$ -	\$ 4,000,000	\$ -	\$ 4,000,000	None	
Bond D			7 years		1.36	900,000	-	900,000	-	900,000		
Bond E			10 years		1.53	400,000	-	400,000	-	400,000		
Second debenture issue of 2017												
Bond C		2017/08/08	4 years		0.98	800,000	( 800,000) <sup>1</sup>	-	-	-		
Bond D			5 years		1.04	3,100,000	-	3,100,000	-	3,100,000		
Bond E			6 years		1.18	200,000	-	200,000	-	200,000		
Bond F			7 years		1.30	2,000,000	-	2,000,000	-	2,000,000		
Bond G			10 years		1.52	700,000	-	700,000	-	700,000		
Third debenture issue of 2017												
Bond B		2017/11/16	5 years		1.00	2,950,000	-	2,950,000	-	2,950,000		
Bond C			7 years		1.18	1,950,000	-	1,950,000	-	1,950,000		
Bond D			10 years		1.40	1,000,000	-	1,000,000	-	1,000,000		
First debenture issue of 2018												
Bond A		2018/05/09	3 years		0.76	1,000,000	( 1,000,000) <sup>1</sup>	-	-	-		
Bond B			5 years		0.89	3,100,000	-	3,100,000	-	3,100,000		
Bond C			6 years		0.96	200,000	-	200,000	-	200,000		
Bond D			7 years		1.05	3,200,000	-	3,200,000	-	3,200,000		
Bond E			10 years		1.35	1,500,000	-	1,500,000	-	1,500,000		

HON HAI PRECISION INDUSTRY CO., LTD.

Bonds payable

December 31, 2021

Form 12

Unit: NT\$ thousand

Name Bonds	Trustee	Issued on	Maturity	Date of interest payment	Interest rate (%)	Amount				Status of guarantee	Note	
						Issued amount	Repaid amount	Balance - end of period	Discount unamortized			Book value
Second debenture issue of 2018	Bank SinoPac											
Bond A		2018/07/27	3 years	Note	0.73	\$ 700,000	(\$ 700,000)	\$ -	\$ -	-	None	
Bond B		"	4 years	"	0.80	200,000	-	200,000	-	200,000	"	
Bond C		"	5 years	"	0.87	3,900,000	-	3,900,000	-	3,900,000	"	
Bond D		"	6 years	"	0.92	500,000	-	500,000	-	500,000	"	
Bond E		"	7 years	"	1.00	2,300,000	-	2,300,000	-	2,300,000	"	
Bond F		"	10 years	"	1.30	1,400,000	-	1,400,000	-	1,400,000	"	
First debenture issue of 2019	"											
Bond A		2019/10/22	3 years	"	0.68	100,000	-	100,000	-	100,000	"	
Bond B		"	5 years	"	0.80	1,900,000	-	1,900,000	-	1,900,000	"	
Bond C		"	6 years	"	0.86	500,000	-	500,000	-	500,000	"	
Bond D		"	7 years	"	0.90	2,500,000	-	2,500,000	-	2,500,000	"	
Bond E		"	10 years	"	1.10	950,000	-	950,000	-	950,000	"	
Second debenture issue of 2019	"											
Bond A		2020/01/09	5 years	"	0.81	1,700,000	-	1,700,000	-	1,700,000	"	
Bond B		"	6 years	"	0.85	500,000	-	500,000	-	500,000	"	
Bond C		"	7 years	"	0.92	2,350,000	-	2,350,000	-	2,350,000	"	
Bond D		"	10 years	"	1.12	1,650,000	-	1,650,000	-	1,650,000	"	
First debenture issue of 2020	"											
Bond A		2020/05/14	5 years	"	0.80	1,900,000	-	1,900,000	-	1,900,000	"	
Bond B		"	7 years	"	0.90	4,100,000	-	4,100,000	-	4,100,000	"	
Bond C		"	10 years	"	1.00	600,000	-	600,000	-	600,000	"	

HON HAI PRECISION INDUSTRY CO., LTD.

Bonds payable

December 31, 2021

Form 12

Unit: NT\$ thousand

Name Bonds	Trustee	Issued on	Maturity	Date of interest payment	Interest rate (%)	Amount				Status of guarantee	Note	
						Issued amount	Repaid amount	Balance - end of period	Discount unamortized			Book value
Second debenture issue of 2020	Bank SinoPac											
Bond A		2020/09/09	5 years	Note	0.69	\$ 2,850,000	\$ -	\$ 2,850,000	\$ -	\$ 2,850,000	None	
Bond B		"	7 years	"	0.79	3,700,000	-	3,700,000	-	3,700,000		
Bond C		"	10 years	"	0.90	1,400,000	-	1,400,000	-	1,400,000		
Bond D		"	12 years	"	1.00	300,000	-	300,000	-	300,000		
Third debenture issue of 2020	"											
Bond A		2020/12/28	5 years	"	0.53	1,800,000	-	1,800,000	-	1,800,000		
Bond B		"	7 years	"	0.63	6,600,000	-	6,600,000	-	6,600,000		
Bond C		"	10 years	"	0.68	3,400,000	-	3,400,000	-	3,400,000		
Bond D		"	15 years	"	0.90	200,000	-	200,000	-	200,000		
First unsecured ordinary corporate bond issue of 2021	"											
Bond A		2021/05/14	3 years	"	0.48	1,300,000	-	1,300,000	-	1,300,000		
Bond B		"	5 years	"	0.54	2,100,000	-	2,100,000	-	2,100,000		
Bond C		"	7 years	"	0.63	5,700,000	-	5,700,000	-	5,700,000		
Bond D		"	10 years	"	0.73	2,200,000	-	2,200,000	-	2,200,000		
Bond E		"	15 years	"	0.95	700,000	-	700,000	-	700,000		
Second unsecured ordinary corporate bond issue of 2021	"											
Bond A		2021/09/30	5 years	"	0.51	2,550,000	-	2,550,000	-	2,550,000		
Bond B		"	7 years	"	0.62	10,300,000	-	10,300,000	-	10,300,000		
Bond C		"	10 years	"	0.70	2,400,000	-	2,400,000	-	2,400,000		
Bond D		"	15 years	"	0.84	200,000	-	200,000	-	200,000		

HON HAI PRECISION INDUSTRY CO., LTD.

Bonds payable

December 31, 2021

Form 12

Unit: NT\$ thousand

Name Bonds	Trustee	Issued on	Maturity	Date of interest payment	Interest rate (%)	Amount					Status of guarantee	Note	
						Issued amount	Repaid amount	Balance - end of period	Discount unamortized	Book value			
Third unsecured ordinary corporate bond issue of 2021	Bank SinoPac												
Bond A		2021/12/08	3 years	Note	0.55	\$ 1,000,000	\$ -	\$ 1,000,000	\$ -	\$ 1,000,000	None		
Bond B		"	5 years	"	0.63	5,500,000	-	5,500,000	-	5,500,000			
Bond C		"	7 years	"	0.72	4,000,000	-	4,000,000	-	4,000,000			
Bond D		"	10 years	"	0.82	1,650,000	-	1,650,000	-	1,650,000			
First overseas convertible debenture issue of - 2017		2017/11/06	5 years	"	0.00	15,096,000	( 1,817,558)	13,278,442	( 175,448)	13,102,994			
First overseas convertible debenture issue of - 2021		2021/08/05	5 years	"	0.00	19,584,600	-	19,183,116	-	19,183,116			
Total						<u>\$ 204,680,600</u>	<u>(\$ 25,517,558)</u>	<u>\$ 178,761,558</u>	<u>(\$ 175,448)</u>	<u>178,586,110</u>			
Less: Those mature within one year										<u>( 34,952,994)</u>			
Total										<u>\$ 143,633,116</u>			

Note: The nominal amount of loan principal is repaid in one lump sum payment at maturation; the interest rate is calculated as a single payment on an annual basis since the date of issuance based on the coupon rate.

HON HAI PRECISION INDUSTRY CO., LTD.

Operating revenue

2021

Form 13

Unit: NT\$ thousand

<u>Item</u>	<u>Quantities</u>	<u>Amount</u>	<u>Note</u>
Consumer electronics	Note	\$ 2,670,011,004	
Computer terminal products	"	925,291,809	
Components and others	"	39,463,395	
Cloud network products	"	8,910,439	
		<u>\$ 3,643,676,647</u>	

Note: Due to the complexity of product types, they are difficult to be kept statistics and classified.

HON HAI PRECISION INDUSTRY CO., LTD.

Operating costs

2021

Form 14

Unit: NT\$ thousand

<u>Item</u>	<u>Amount</u>
Raw materials - beginning of period	\$ 2,105,142
Add: Raw material purchase	99,163,228
Less: Raw materials - end of period	( 2,899,277)
Materials consumed	98,369,093
Direct labor	2,329
Manufacturing overheads	4,203,819
Manufacturing costs	102,575,241
Add: Goods-in-process - beginning of period	5,829,403
Purchase	32,389,834
Work in process - ending	( 5,565,992)
Cost of finished goods	135,228,486
Add: Finished goods - beginning of period	75,445,396
Purchase	3,419,732,576
Less: Finished goods - end of period	( 71,707,449)
Finished goods scrapping	( 47,119)
Cost of manufacturing and sales	3,558,651,890
Cost of after-sales service	28,715,031
Plus: Inventory valuation loss	59,559
Scrap loss	47,119
Less: Income from sales of scraps	( 42,145)
Operating costs	<u>\$ 3,587,431,454</u>



HON HAI PRECISION INDUSTRY CO., LTD.

Manufacturing overheads

2021

Form 15

Unit: NT\$ thousand

Item	Description	Amount	Note
Processing fee		\$ 1,012,158	
Indirect labor		514,601	
Package expenses		662,115	
Freight expense		364,746	
Other expenses		1,650,199	None of other financial accounts contained within individually has a balance exceeding 5% of the value of this financial account.
		<u>\$ 4,203,819</u>	

HON HAI PRECISION INDUSTRY CO., LTD.

Selling expenses

2021

Form 16

Unit: NT\$ thousand

Item	Description	Amount	Note
Freight expense		\$ 2,110,666	
Salaries and wages		578,705	
Storage fee		372,776	
Other expenses		361,241	None of other financial accounts contained within individually has a balance exceeding 5% of the value of this financial account.
		<u>\$ 3,423,388</u>	

HON HAI PRECISION INDUSTRY CO., LTD.

Administrative expenses

2021

Form 17

Unit: NT\$ thousand

Item	Description	Amount	Note
Salaries and wages		\$ 2,971,438	
Donation		2,601,868	
Professional service fee		893,610	
Other expenses		1,293,044	None of other financial accounts contained within individually has a balance exceeding 5% of the value of this financial account.
		<u>\$ 7,759,960</u>	

HON HAI PRECISION INDUSTRY CO., LTD.  
Research and development expenses  
2021

Form 18

Unit: NT\$ thousand

Item	Description	Amount	Note
Salaries and wages		\$ 5,095,784	
Employee benefits/welfare		596,023	
Other expenses		2,259,107	None of other financial accounts contained within individually has a balance exceeding 5% of the value of this financial account.
		<u>\$ 7,950,914</u>	

HON HAI PRECISION INDUSTRY CO., LTD.

Summary of employee benefits, depreciation, depletion and amortization expenses by function for the current period  
2021

Form 19

Unit: NT\$ thousand

	2021			2020		
	Operating costs	Operating expenses	Total	Operating costs	Operating expenses	Total
Employee benefit expenses						
Wages and salaries	\$ 495,657	\$ 8,420,085	\$ 8,915,742	\$ 895,387	\$ 8,882,539	\$ 9,777,926
Labor and health insurance fees	44,247	438,967	483,214	45,740	389,980	435,720
Pension costs	21,273	225,842	247,115	24,044	221,003	245,047
Remuneration to directors	-	27,760	27,760	-	19,494	19,494
Other personnel expenses	51,701	7,814	59,515	12,800	182,522	195,322
	<u>\$ 612,878</u>	<u>\$ 9,120,468</u>	<u>\$ 9,733,346</u>	<u>\$ 977,971</u>	<u>\$ 9,695,538</u>	<u>\$ 10,673,509</u>
Depreciation	\$ 125,869	\$ 327,678	\$ 453,547	\$ 62,869	\$ 396,030	\$ 458,899
Amortization	\$ 436	\$ 377,378	\$ 377,814	\$ -	\$ 347,786	\$ 347,786

1. The average number of employees at the end of each month for the current year and the previous year was 3,812 and 4,114, respectively. Among them, there were 7 directors, respectively, who did not concurrently serve as employees.
2. The Company's average employee benefit expenses for 2021 and 2020 were \$2,551 and \$2,594, respectively.
3. The Company's average employee salary expenses for 2021 and 2020 were \$2,343 and \$2,381, respectively.
4. The average employee salary expenses decreased by 2% from the previous year.
5. The Company has an Audit Committee established. Therefore, there were no supervisors.

HON HAI PRECISION INDUSTRY CO., LTD.

Summary of employee benefits, depreciation, depletion and amortization expenses by function for the current period) (continued)

2021

Form 19

Unit: NTS thousand

6. The Company's remuneration policy: for directors and managerial officers

- (1) The Company's Articles of Incorporation do not provide for remuneration for directors. No remuneration was paid to any director.
- (2) The remuneration and attendance fees for directors (including independent directors) were distributed in accordance with the "Regulations for the Distribution of Remuneration for Directors" adopted by the Board of Directors.
- (3) Directors (including independent directors) received fixed remuneration and attendance fees. No variable remuneration was paid by the Company.
- (4) For directors or their representatives who were employees of the Company or its affiliates or employees who have investor relations with the Company, no remuneration and attendance fees were paid to them.
- (5) Composed of fixed salaries, performance bonuses, and employee remuneration, remuneration for managerial officers is determined based on industry standards and managerial officers' positions, ranks, education (work experience), expertise, and duties; bonuses are distributed based on each business unit's contribution to the Company's profit; employee remuneration is set based on the business performance of individual managerial managers.
- (6) According to Article 28 of the Articles of Incorporation, if the Company makes a profit for a year, 5% to 7% of the profit shall be set aside for employee remuneration. The remuneration for managerial officers is evaluated on a regular basis in accordance with the "Regulations for the Distribution of Remuneration for Managerial Officers," which specify that the remuneration for managerial officers shall be distributed based on each business unit's contribution to the Company's profit presented in the income statement. The remuneration policy for managerial officers is adjusted from time to time according to the actual management conditions and relevant laws and regulations.

Employees:

- (1) Sticking to the principles of legality, fairness, justice, and equality, the Company offers employees the best work environment and remuneration packages in a voluntary, honest, and reliable manner. In addition to meeting the requirements of laws and regulations, the overall salary is above the industry standard.
- (2) The Company has established a compensation system that includes performance bonuses and employee bonuses. As the Company grows, the compensation system allows the Company to share its operating profits with employees based on their performances.

Seal Certificate of a member of Taipei CPA Association

Taipei City Finance Certificate No. 1110002

Member name: (1) Hsu, Yung-Chien  
(2) Hsu, Sheng-Chung

CPA firm: PricewaterhouseCoopers, Taiwan

Address: 27F., No. 333, Sec. 1, Keelung Rd., Songshan Dist., Taipei City 105, Taiwan (R.O.C.)

Tel: (02)272916666 Tax ID Number of the CPA Firm: 03932533

Membership number: (1) Membership number with Taipei CPA Association: No. 1645 Tax ID Number of the Principal: 04541302  
(2) Membership number with Taipei CPA Association: No. 3477

Purpose of such seal certificate: To audit the financial statements of Hon Hai Precision Industry Co., Ltd.  
FY2021 (January 31, 2021 to December 31, 2021)  
audit and certification of financial statements

January 4, 2022

**F. Up to the Printing Date of this Annual Report, has the Company or Related Companies Experienced Financial Turnover Difficulties:**

None

**VII. Analysis of Financial Position, Performance and Risk related Issues**

**A. Comparative Analysis of Financial Position**

Unit: NT\$ Thousand

Item	Year		Difference		Ratio change analysis and explanation
	2021	2020	Amount	%	
<b>Current assets</b>	3,034,417,286	2,884,649,302	149,767,984	5%	
<b>Fund and Long-term equity investments</b>	194,593,652	175,199,441	19,394,211	11%	
<b>Fixed assets</b>	310,107,309	287,091,978	23,015,331	8%	
<b>Other assets</b>	369,760,147	327,334,869	42,425,278	13%	
<b>Total assets</b>	3,908,878,394	3,674,275,590	234,602,804	6%	
<b>Current liabilities</b>	1,997,680,271	1,961,257,311	36,422,960	2%	
<b>Other liabilities</b>	337,938,005	283,871,870	54,066,135	19%	
<b>Total liabilities</b>	2,335,618,276	2,200,129,181	135,489,095	6%	
<b>Common stock</b>	138,629,906	138,629,906	-	0%	
<b>Capital surplus</b>	202,084,430	202,645,942	(561,512)	0%	
<b>Retained earnings</b>	1,129,264,061	1,043,331,848	85,932,213	8%	
<b>Other Equity</b>	(89,505,893)	(87,315,126)	(2,190,767)	3%	
<b>Treasury Stock</b>	(15,194)	(15,194)	-	0%	
<b>Equity attributable to owners of the parent</b>	1,380,457,310	1,297,277,376	83,179,934	6%	
<b>Non-controlling Equity</b>	192,802,808	176,869,033	15,933,775	9%	
<b>Total stockholders' equity</b>	1,573,260,118	1,474,146,409	99,113,709	7%	

Note: Analysis and description will be given only if the increase/decrease in ratio reaches 20% or exceeds NT\$10mn.



## B. Comparative Analysis of Financial Performance

Year Item	2021	2020	Amount changed	Change percentage (%)	Variance analysis
<b>Revenues</b>	5,994,173,882	5,358,023,065	636,150,817	12%	
<b>Cost of revenues</b>	(5,632,046,836)	(5,055,104,342)	(576,942,494)	11%	
<b>Gross profit</b>	362,127,046	302,918,723	59,208,323	20%	Note 1
<b>Operating expenses</b>	(213,167,554)	(192,091,275)	(21,076,279)	11%	
<b>Operating income</b>	148,959,492	110,827,448	38,132,044	34%	Note 1
<b>Non-operating income</b>	44,612,251	34,644,786	9,967,465	29%	Note 2
<b>Income (loss) before income taxes</b>	193,571,743	145,472,234	48,099,509	33%	Note 1
<b>Income tax benefit (expense)</b>	(39,748,702)	(31,146,647)	(8,602,055)	28%	Note 3
<b>Net income (loss)</b>	153,823,041	114,325,587	39,497,454	35%	Note 1
<b>Other comprehensive income</b>	(3,911,702)	7,172,540	(11,084,242)	-155%	Note 4
<b>Total comprehensive income</b>	149,911,339	121,498,127	28,413,212	23%	Note 1

Note 1: Mainly due to the revenue growth.

Note 2: Mainly due to using the equity method increase in profits.

Note 3: Mainly due to increase in taxable income in the current period, higher income tax expense is recognized.

Note 4: Mainly due to exchange loss caused by exchange rate fluctuations of conversion from Japanese Yen to NTD statements.

## C. Cash Flow Analysis

### (1) Liquidity Analysis of Recent 2 Years

Year	2021	2020	Ratio Change (%)
<b>Cash flow ratio (%)</b>	(4.92)%	19.71%	(125) %
<b>Cash flow adequacy Ratio (%)</b>	36.40%	61.71%	(41)%
<b>Cash reinvestment ratio (%)</b>	(7.19)%	14.46%	(150) %

Variance Analysis:

- Cash flow ratio: Due to the customer's advance payment of the company's accounts receivable at the end of 2020, the net cash flow from operating activities in the above two years was affected by the above-mentioned changes. If the impact is not considered, there is little difference in the cash flow ratio between the two years.
- Cash Flow Adequacy Ratio: The amount of net cash flow from operating activities in the above two years was affected by the above-mentioned changes due to the customer's advance payment of the company's accounts receivable at the end of 2020. In addition, due to the impact of the Covid-19 epidemic on the global industrial supply chain, due to this situation, the inventory level at the end of 2021 was higher than that in 2020. In addition, the expected number of cash dividends to be distributed in 2021 is higher than that in 2020, resulting in a lower cash reinvestment ratio for the current period.
- Cash reinvestment ratio: At the end of 2020, the customer paid the Company's accounts receivable in advance, resulting in the change of the net cash flow from operating activities in the above two years due to the above-mentioned impact. If the impact is considered, the change in the cash reinvestment ratio between the two years is not significant.

### (2) Cash Flow Forecast for the Coming Year

Unit: NT\$ Thousand

Cash beginning balance (1)	Cash flow from operating activities (2)	Cash flow in/(out) (3)	Cash ending balance/(shortage) (1)+(2)-(3)	Plan for cash ending balance shortage	
				Investment activities	Financing activities
34,327,574	3,675,368,076	3,646,777,107	62,918,543	-	-

Cash flow variance analysis for year 2021:

- Operating activities: The Company expects revenue and profit to continue to grow.
- Investment activities: The Company expects expansion of production facilities to meet business demand.
- Financing activities: This year, the Company expects to distribute cash dividends, borrow short-term loans, and propose to issue unsecured bonds.

## D. Major Capital Expenditures

### (1) Major Capital Expenditures and its Sources of Capital:

Unit: NT\$ Thousand

Project	Actual or Planned Source of Capital	Actual or Planned Date of Completion	Total Capital	Actual or Expected Capital Expenditure	
				2021 (Actual)	2022 (Expected)
Equipment Purchases	Retained Earnings and Revenue	Dec. 31, 2022	1,057,130	2,839,050	1,057,130

### (2) Expected Benefits:

The abovementioned major capital expenditures are needed for the business and operation growth of the company, development of EV, semiconductor, 5G/6G, IoT, artificial intelligence, big data, and electric vehicle related equipment and technologies. Furthermore, the project hopes to increase overall efficiency and reduce costs by increasing manufacturing capacity and efficiency, assists in R&D; design; electronic equipment manufacturing and the optimization of processes, to strive for stability whilst maintaining innovation.

## E. Investment Policy, Cause of Profit/Loss and Future Investment Plans:

### (1) Policy for Recent Investments:

Investment Policies are aligned to increase manufacturing capacity, and to aid in the Company's revenues and profits.

### (2) Cause of Profit/Loss for Investments:

The Company's 2021 investment income accounted for under the equity method was NT\$127,570,302, mainly due favorable operations in invested overseas companies.

### (3) Future Investment Plans for the Coming Year:

The Company's long-term investment strategy is one of prudence, and will be in correlation with market and capacity needs. The Company will continue our commitment to strengthening global competitiveness.

## **F. Risk Assessment**

### **(1) Effect of Changes in Interest Rate, Foreign Exchange and Inflation on Corporate Finance, and our Countermeasures.**

#### **(a) Interest Rates**

##### **Interest Rate Changes 2020**

**USD:** The economy recovery in 2021, superimposed supply chain tensions, and intensified U.S. inflation drove the 10-year U.S. Treasury yield rate to rise, which rose above 1.74% in March. With the popularization of vaccination, countries began to lift restrictions in May, but the Delta virus reappeared mid-year. Risk a version supported the demand for U.S. Treasury Bond. The U.S. 10-year treasuries yield dropped to around 1.18% in August. Later, as the pandemic was gradually brought under control, the market focused on high U.S. inflation again, and expectations of currency normalization increased. U.S. bond yields rose again, to above 1.7% in October, and then the Omicron virus hit, and market worries resurfaced, contributing to the U.S. bond yield rate fall to around 1.5% by the end of the year.

**JPY:** The pandemic in 2021 has repeatedly disrupted the Japanese economy. In order to boost the economy and save the long-term deflation, the Bank of Japan has maintained its loose monetary policy. However, with the recovery of the U.S. economy, U.S. Treasury Bond interest rates rose, and investors' risk appetite increased, Japanese bonds experienced a sell-off, and Japan's 10-year government bond yield continued to rise from a low of 0.021% in January to a YOY increase of 0.021% at the end of February. The internal high was 0.168%, and then fell back, reaching a low of 0.007% for the year in August, and then followed the US bond interest rate to rise to a maximum of 0.104%, and then fell to 0.089% by the end of the year.

**NTD:** In 2021, the rediscount rate of Taiwan's central bank will remain unchanged at 1.125%, but with the improved condition of the epidemic in the U.S., economic recovery, inflation expectations, and rising US Treasury Bond interest rates, Taiwan's 10-year bond yield has risen from a low of 0.278% at the beginning of the year to a high at the end of the year of 0.726%.

RMB: In 2021, China's pandemic situation is well controlled; exports are booming, and economic performance is stable. The People's Bank of China maintains a neutral monetary policy in the first three quarters. However, in Q4, with the rebound of the pandemic in Zhejiang, Xi'an and other places and the cumulation of Evergrande's debt default, China's currency policy has turned loose. The monthly deposit reserve ratio in December was reduced from 12.5% to 12%. The one-year MLF interest rate was lowered from 2.95% to 2.85%, and the one-year LPR interest rate was lowered from 3.85% to 3.8%. The 10-year treasury bond yield fluctuated downward throughout the year, reaching around 2.78% by the end of the year.

### **Effect of the Company's Finances**

Debt: A. Short-term interest rates in major operating currencies have risen, which is relatively unfavorable for short-term loans with floating interest rates.

B. Previous fixed-interest financings for ordinary corporate loans are not affected by interest rate fluctuations.

Asset: The rising interest rate will be beneficial to the Company's short-term capital from investment income.

Net Result: Under proper control, the "Net Interest Income" from the last two years are as follows: +NT\$ 7.617 billion for 2020 and +NT\$ 10.498 billion for 2021.

### **Countermeasures**

The impact of the pandemic in 2022 has been relatively weakened, but due to geopolitical conflicts and inflation spike, the central banks of major countries are under great pressure to raise interest rates. To avoid the adverse effects of rising interest rates, the Company will reasonably arrange various financing tools as soon as possible to raise funds in USD, TWD or Japanese yen with low interest rates in mid to long term.

### **(b) Foreign Exchange:**

#### **Foreign Exchange Changes 2021**

USD-JPY: In 2011, while the global pandemic continued to recover, the situation in Japan was persistent, resulting in increased uncertainty about Japan's economic recovery prospects, thus the monetary policy remained loose. USD/JPY fluctuated upward, rising from a low of 102.72 at the beginning of the year to 115.08 at the end of the year.

USD- NTD: As the U.S. economy recovers and the inflation rises, and U.S. Treasury Yield is on an uptrend, strengthen the dollar. USD/TWD reached to its maximum of 28.602 in 2021/3. Thanks to the post-epidemic recovery, Taiwan's exports have performed well, and the fundamentals have continued to improve. Attracting foreign capital into Taiwan, USD/TWD fell from a high in March to a low of 27.631 in June, and then basically remained within a range of 27.600 to 28.000.

USD-CNY: In 2021, as other countries began to lift restrictions, strong external demand supported China's exports, and the trade surplus continued to expand. In March, USD/CNY rose to around 6.5718 due to US inflation concerns, and then returned to fundamentals, fluctuating downward, reaching 6.3561 at the end of the year.

### **Effect of the Company's Finances**

#### **1. Attributed Profit/Loss:**

(A) Pursuant to "IFRS 9 (Financial Instruments)", profit and loss attributed to interest rates' fluctuations should be categorized into the two following categories:

a. Profit and Loss attributed to Exchange:

Foreign Exchange related assets or debt (such as operational accounts receivable, accounts payable, financial activities related to demand [time] deposits, short [long] term loans) and the discrepancy caused by exchange are attributed to this category.

b. Financial Assets (Liabilities) Profit and Loss Valuation:

Foreign exchange related assets or liabilities generated from risk avoidance mechanisms (such as Long-term foreign exchange trading), and the profit and loss generated at fair value are listed in this category.

(B) In order to review the Profit and Loss generated from exchange-related fluctuations, the two factors listed above should be consolidated to provide a fuller picture.

2. Profit/Loss status:

(Note: +Profit, -Loss)

Unit: NT\$100Million

Item Type	2020			2021		
	Profit/Loss attributed to Exchange	Financial Asset (Liability) Profit/Loss Valuation	Total	Profit/Loss attributed to Exchange	Financial Asset (Liability) Profit/Loss Valuation	Total
Consolidated Statement	-16.72	+137.28	+120.56	-50.75	+25.31	-25.44

3. Profit/Loss Description:

The Company has always maintained a conservative approach to risk avoidance, and stringent internal monitoring of trends and changes in foreign exchange and external financial markets. Therefore, the Company can execute risk aversion strategies accordingly, and generate profits attributed to exchange.

**Countermeasures**

1. Fundamental Strategy:

To cater for the complicated external factors at play, the Company attempts to offset liabilities with assets, and reduce the exposure exchange-related fluctuations.

2. Risk Avoidance:

The underlying principle is to square-off the aforementioned net positions.

(c) **Inflation**

**Developments in Inflation**

In 2021, Taiwan's inflation hit 13-year high. The global supply chain was hit by the COVID-19 pandemic. The post-pandemic economy recovered and manufacturers' demand recovered, leading to a sharp rise in raw material prices. In addition to the recovery in domestic demand, the cost of food, meat, air tickets, and rent, etc. all have risen, and the annual average CPI (YOY%) was 1.96%.

**Effect of the Company's Finances**

A. Fundamentally, the Company is an electronics foundry, and products have a tendency to depreciate over long periods of time. However, with a unified corporate strategy, the Company has reduced costs in various processes to offset the effects of inflation.

**Countermeasures**

- A. The Company will continue to its commitment to various cost-reducing initiatives as a policy, and will be more risk-averse to inflation and deflation related factors.
- B. Raw material prices continue to rise, reaching relatively high levels in recent years, and the Company will keep a close eye on key commodities and adjust procurement strategies accordingly.

(1) **Policies, Main Causes of Profit/Loss and Action Plans with Respect to High-risk, High-leveraged Investment, Lending or Endorsement Guarantee, and Derivatives Transactions**

(a) **High-risk, High-leveraged Investments**

None

(b) **Procedures for Lending Funds to Others and Countermeasures**

(1) **Policy:**

Regarding related procedures mentioned in the Company's consolidated financial reports, please refer to the related companies' "Operational Procedures for Lending Funds to Others".

(2) **Main Reasons:**

The Company's lending to legal entities listed in the consolidated financial report have short-term financing needs.

(3) **Countermeasures:**

Depending on the nature of the loan and target's procedures, the Company will



undertake necessary countermeasures.

**(c) Procedures for Endorsement & Guarantees and Future Countermeasures**

**(1) Policy:**

Regarding related procedures mentioned in the Company's consolidated financial reports, please refer to the related companies' "Procedures for Endorsement & Guarantees".

**(2) Main Reasons:**

The Company's endorsement and guarantees to legal entities listed in the consolidated financial report are parent/subsidiary companies, and endorsements and guarantees are mainly financing related.

**(3) Countermeasures:**

Implement countermeasure according to the endorsement and guarantee process.

**(d) Derivatives Transactions**

**(1) Policy:**

A. The Company and the legal entities listed in the consolidated financial report that partake in derivatives transactions will all be in accordance with FSC's "Regulations Governing the Acquisition and Disposal of Assets by Public Companies" and TWSE's "Taiwan Stock Exchange Corporation Directions for Auditing Internal Control Systems of Listed Companies".

B. As a risk avoidance principle, positions of the Company's asset or liabilities that are in actual possession or expected to be in possession will be closed. This offsets market price fluctuations as risks and risk-avoidance transactions will counteract each other, achieving stable operations.

**(2) Causes for Profit/Loss**

A. Externally:

Political game theory, black swan theory, and the state of the economy has placed various governments in different predicaments. Different countries have undertaken either tightening or relaxing monetary policies, creating a turbulent and unpredictable foreign exchange market.

B. Internally:

As a principle, derivatives trading will aim to "close the underlying net positions of related hedges", therefore when the net position incurs a loss, the derivative transaction will be counter to and gain valuation from the asset (or liability).

**(3) Countermeasures:**

A. Stance:

1. Derivative products are a financial tool and should be judge on how the tool is utilized, to achieve what ends, and the mentality in making such decisions.
2. The Company is committed to internal controls regarding financial derivative transactions, and has implemented various principals to reduce to the risks to a minimum.
3. Domestically, IFRS has implemented strict accounting regulations and guidelines regarding financial derivatives trading. The Company's procedures are in compliance and even more rigorous than related regulations.

B. Policy:

1. With the recent events, the impacts to the financial markets have been exacerbated. The financial market has been speculative and opportunistic, viciously fueling the outcome of these events. Various price fluctuations are neither based on fundamentals or logic, Additionally, with the hype driven by various financial institutions and media, the risk in the market has risen greatly.
2. Under these conditions, the financial derivatives and its leverage will be used more conservatively and stringently by the Company. Strategically, the Company will not be following the herd or be intimidated by external factors, and actions shall be judge on its "risk avoidance" merits.

**(2) Future Research and Development Projects and Corresponding Budget**

The Company focuses on leading the mass production of high-tech technology products, and its method is to effectively gather outstanding R&D talents, and invest the best R&D technologies and processes related to the Company's core competencies. With an estimated NT\$100 Billion R&D expenses in 2021.

**(3) Effects of Changes in Policies and Regulations on Corporate Finance and Sales and our Countermeasures**

None

**(4) Effects of Technology and Industrial Changes on Corporate Finance and Sales and our Countermeasures**

In recent years, the Company, accorporating with world leading clients, is actively committed to the research and development of the deployment of technology and always maintain a firm

grasp of the changes in the industry. In the future, it will continue to conduct research and development in line with market trends and customer needs. Therefore, there is no impact of technological changes and industrial changes on the Company's financial business.

**(5) The Impact of the Changes of Corporate Image on Corporate Risk Management and our Action Plan**

The Company not only focuses on developing sales operations worldwide, but at the same time actively participates in developing and refining corporate social responsibilities globally. The Company will continue to simulate various large-scale events, and formulate response strategies accordingly, to protect and maximize value for all shareholders and clients.

**(6) Anticipated Results and Risks of Acquisition**

As of the printing of the annual report, the Company has no applicable acquisition.

**(7) Anticipated Results and Risks of Expansion of Factory Buildings**

The main clients of the Company are leading brands of the industry, in an effort to more promptly and better serve these customers, the Company has established foundations in key strategic positions around the globe.

**(8) Risks during Concentrated Stock Replenishment and Sale**

Collaborating on a global scale with like-minded group of quality suppliers, the Company effectively mitigate risks prone to a particular market, product, or sale, but also offsets risks for suppliers against the industry.

**(9) Effects and Risks of the Large Amount of Share Transfers or Changes by Directors, Supervisors, or Major Shareholders**

As of the printing of the annual report, the Company has no applicable risks.

**(10) Effects and Risks of Change in Operating Right**

As of the printing of the annual report, the Company has no changes in operating rights.

(11) Litigation or Non-litigation Matters

(a) Major Ongoing Lawsuits, Non-lawsuit or Administrative Lawsuit:

<b>Court Department (Institution) and Case Number</b>	<b>Party(s) Involved</b>	<b>Start Date of Litigation</b>	<b>Claims, Amount</b>	<b>Current Situation and Processes</b>	<b>Manager's Views and Plans</b>
The High Court of the Hong Kong Special Administrative Region No.2114 of 2007	Plaintiff: ShenZhen FuTaiHong Precision Industrial Co., Ltd / Hongfujin Precision Industry (Shenzhen) Co., Ltd., Foxconn Precision Components (Beijing) Co., Ltd.  Defendant: BYD Company Limited / BYD (H.K.) Co., Ltd. / Golden Link Worldwide Ltd. / BYD Electronic Company Ltd. / Lead Wealth International Limited / BYD (Tianjin) Co.,Ltd. / BYD Precision Manufacture Co. Ltd.	Oct. 5, 2006	Plaintiff accuses the Defendant of violating confidentiality obligations, conspiracy, and inducing employees to breach of contract. The Plaintiff appeals to the court to issue an injunction, and for the Defendant to surrender all infringing documents, and to pay for damages caused and for punitive damages.	The case has entered trial (discovery phase)	Claim rights according to the Law

**(b) Major Ongoing Lawsuits, Non-lawsuit or Administrative Lawsuit caused by Directors, Supervisors or Major Stockholders with Holdings over 10%:**

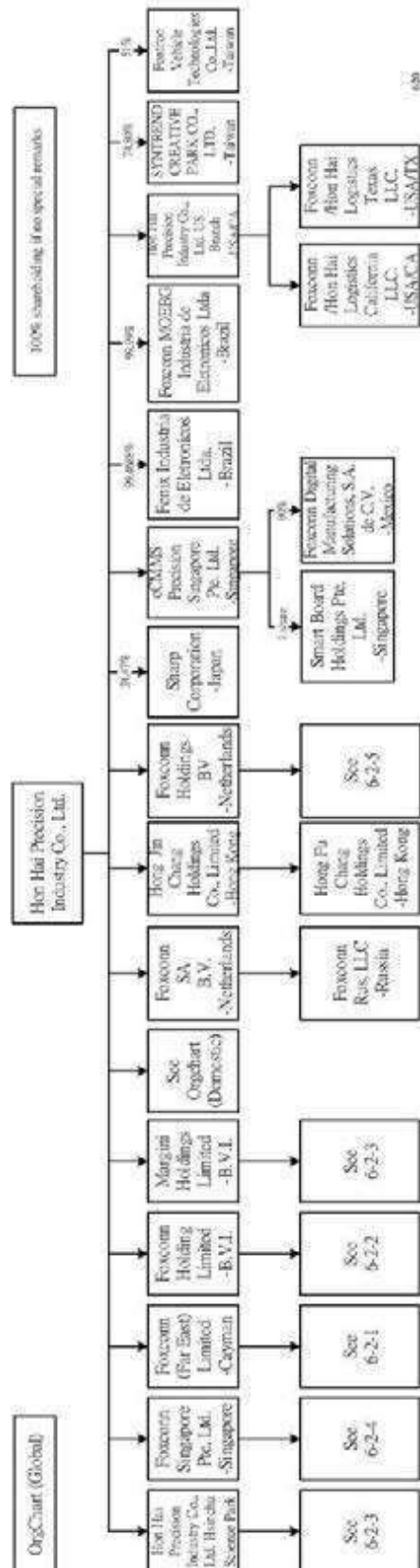
None

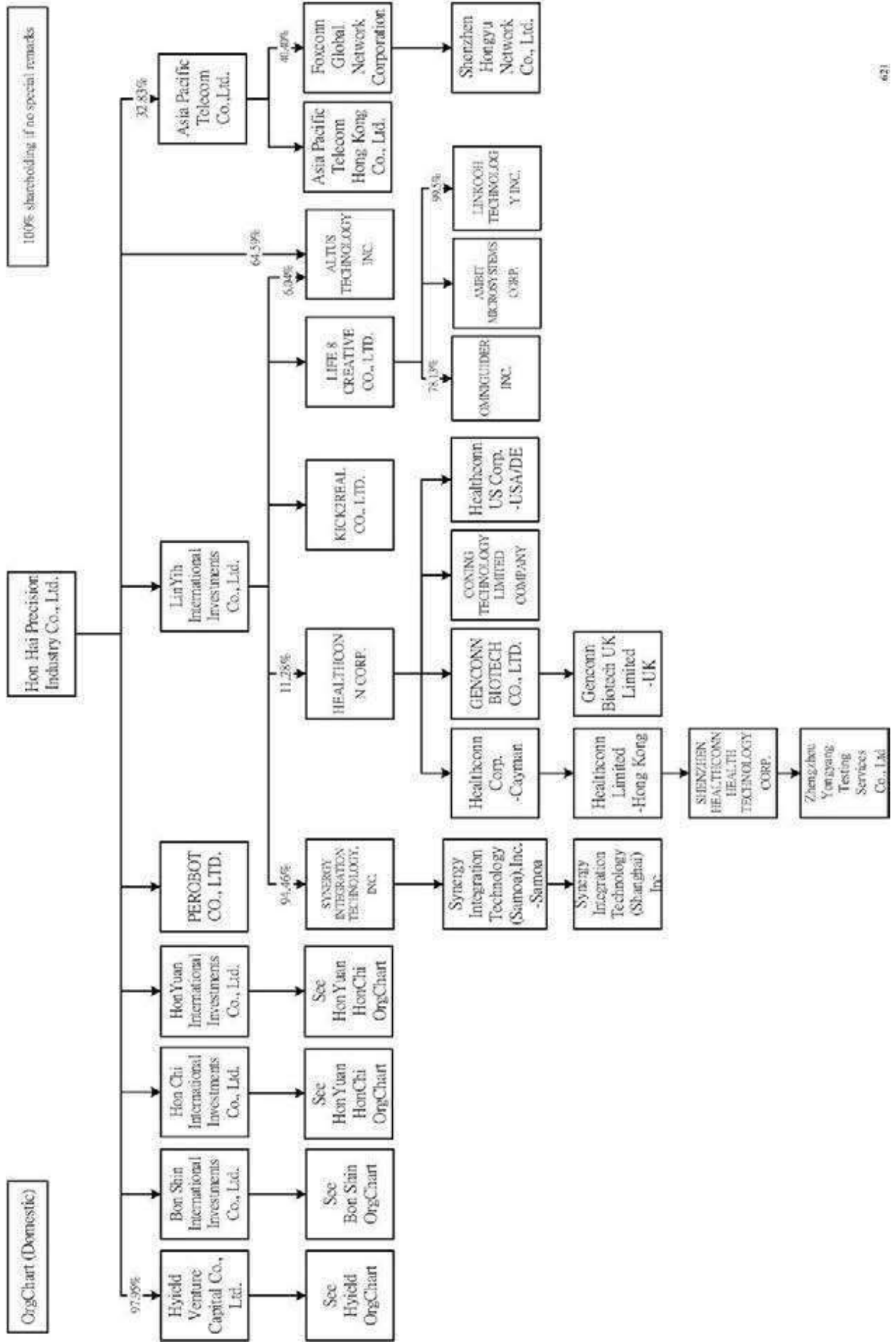
## VIII. Special Notes

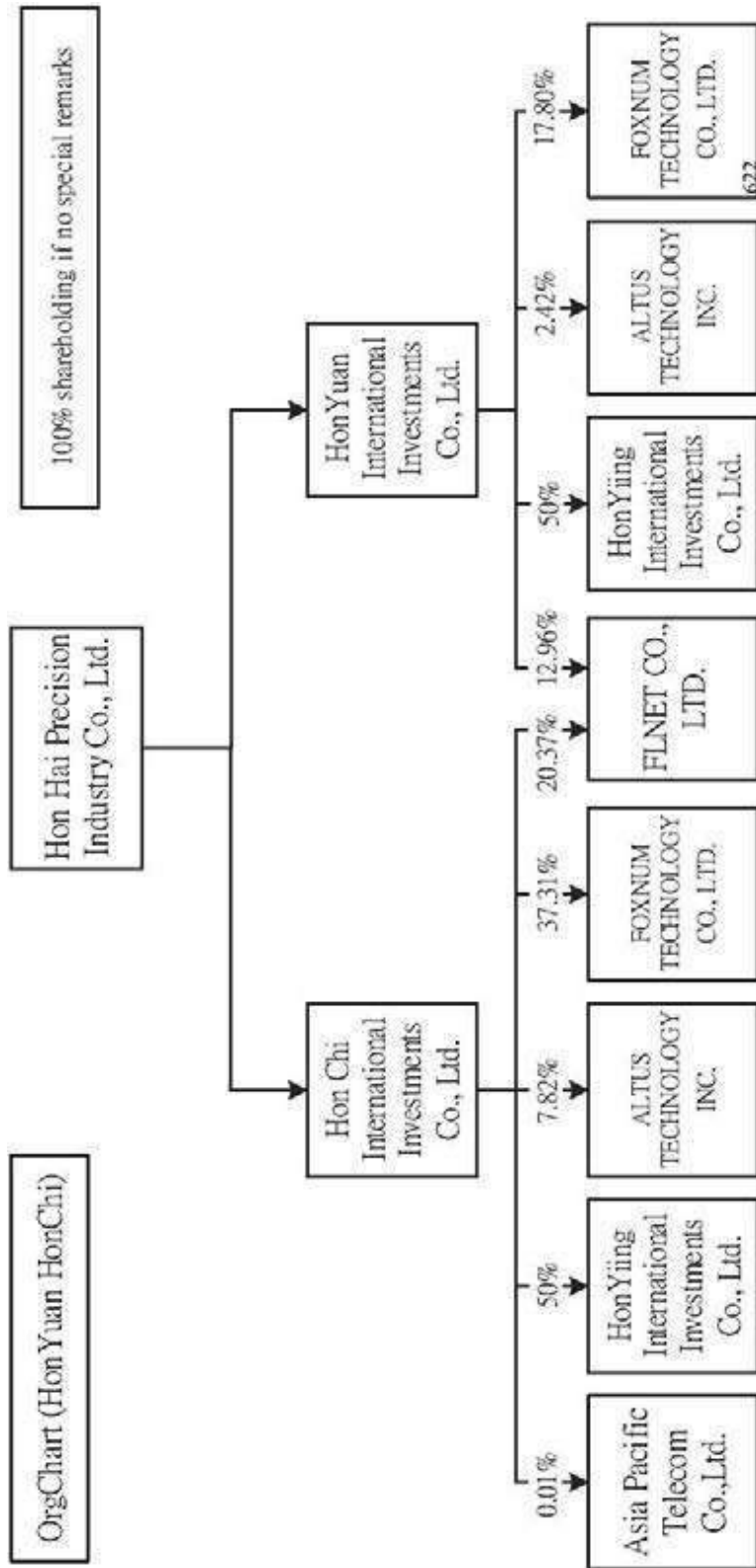
### A. Summary of Affiliated Companies

#### (1) Consolidated Operational Reports of Affiliated Companies

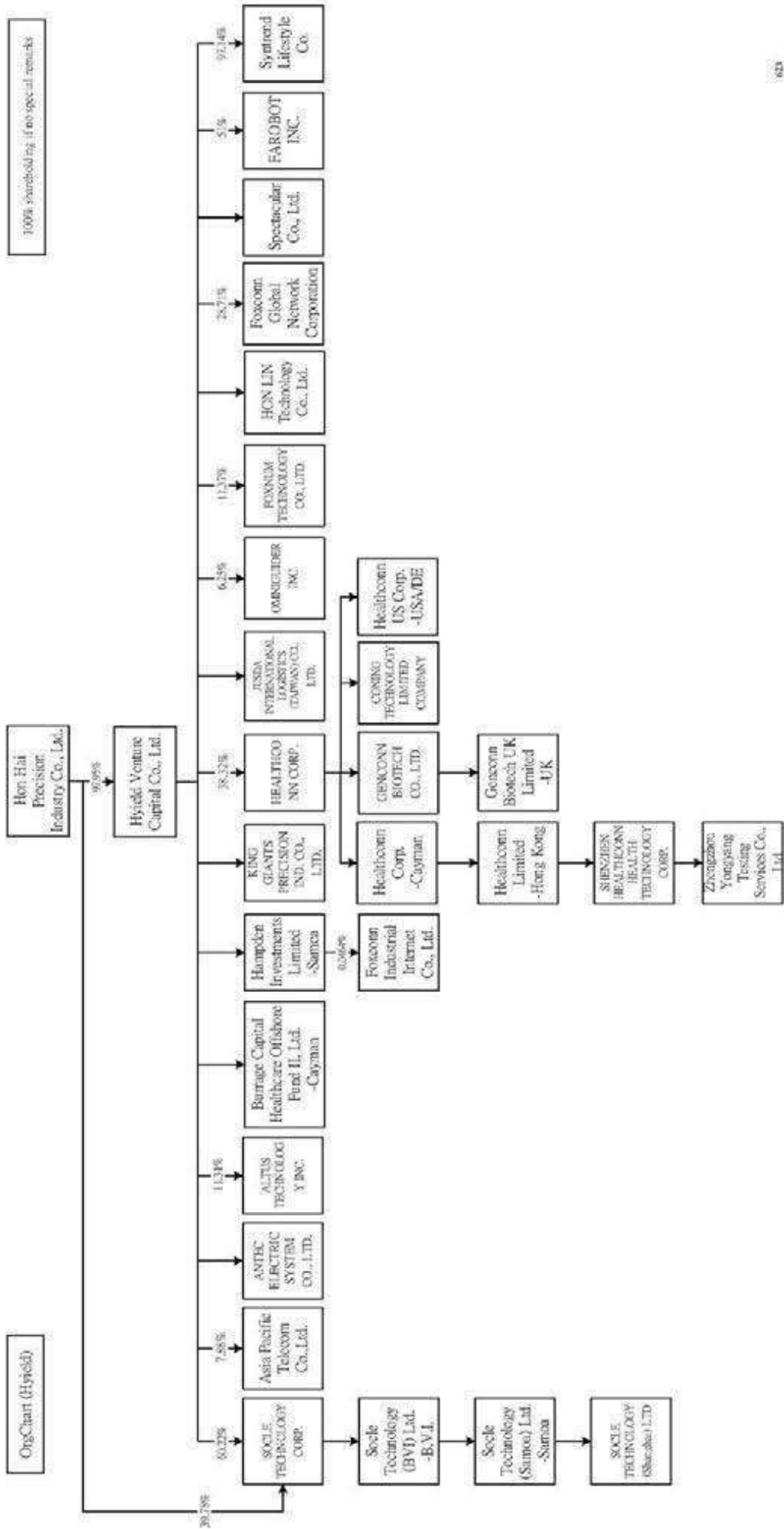
##### (a) Affiliated Companies Organizational Chart









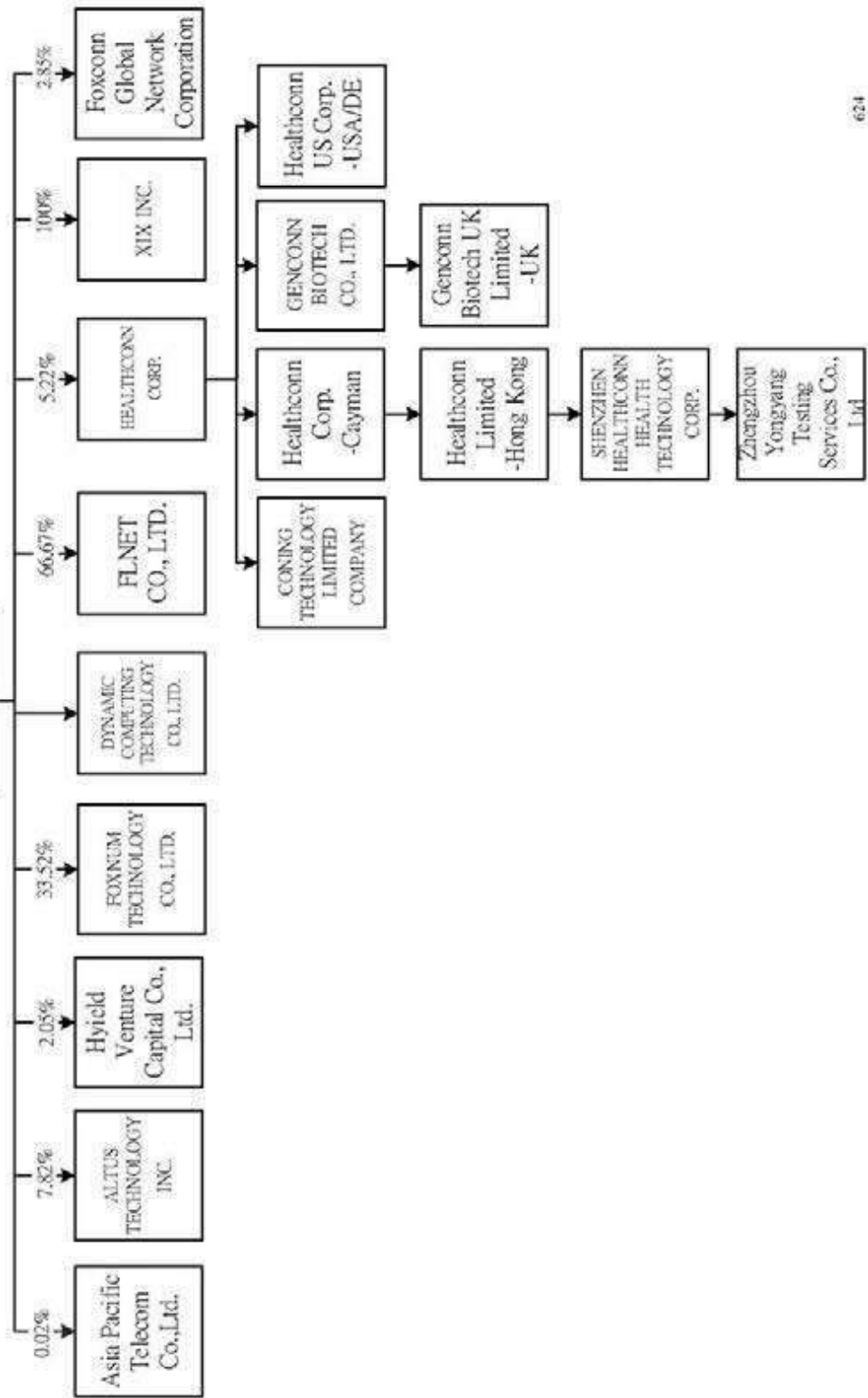


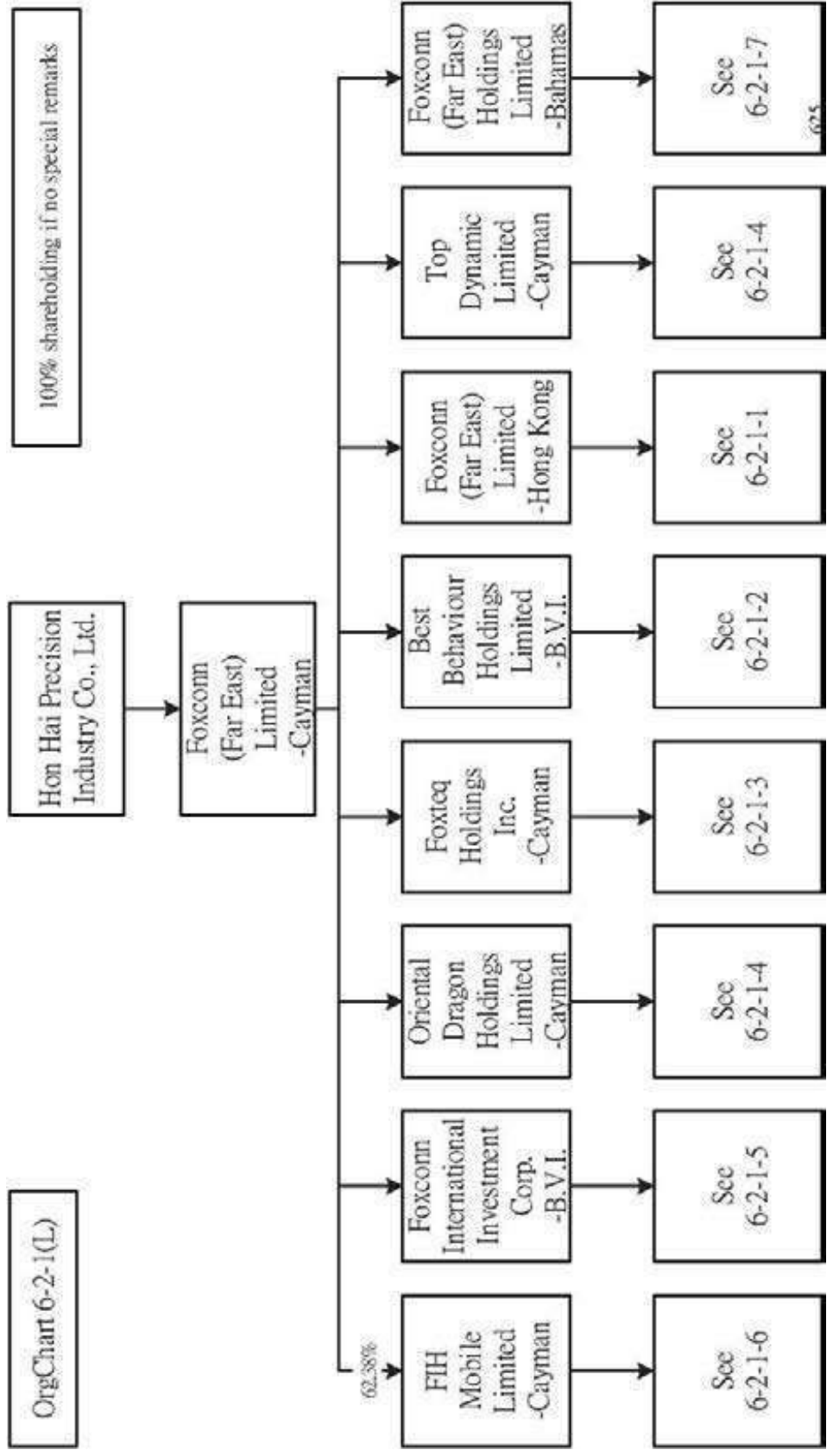
OrgChart (Bao Shin)

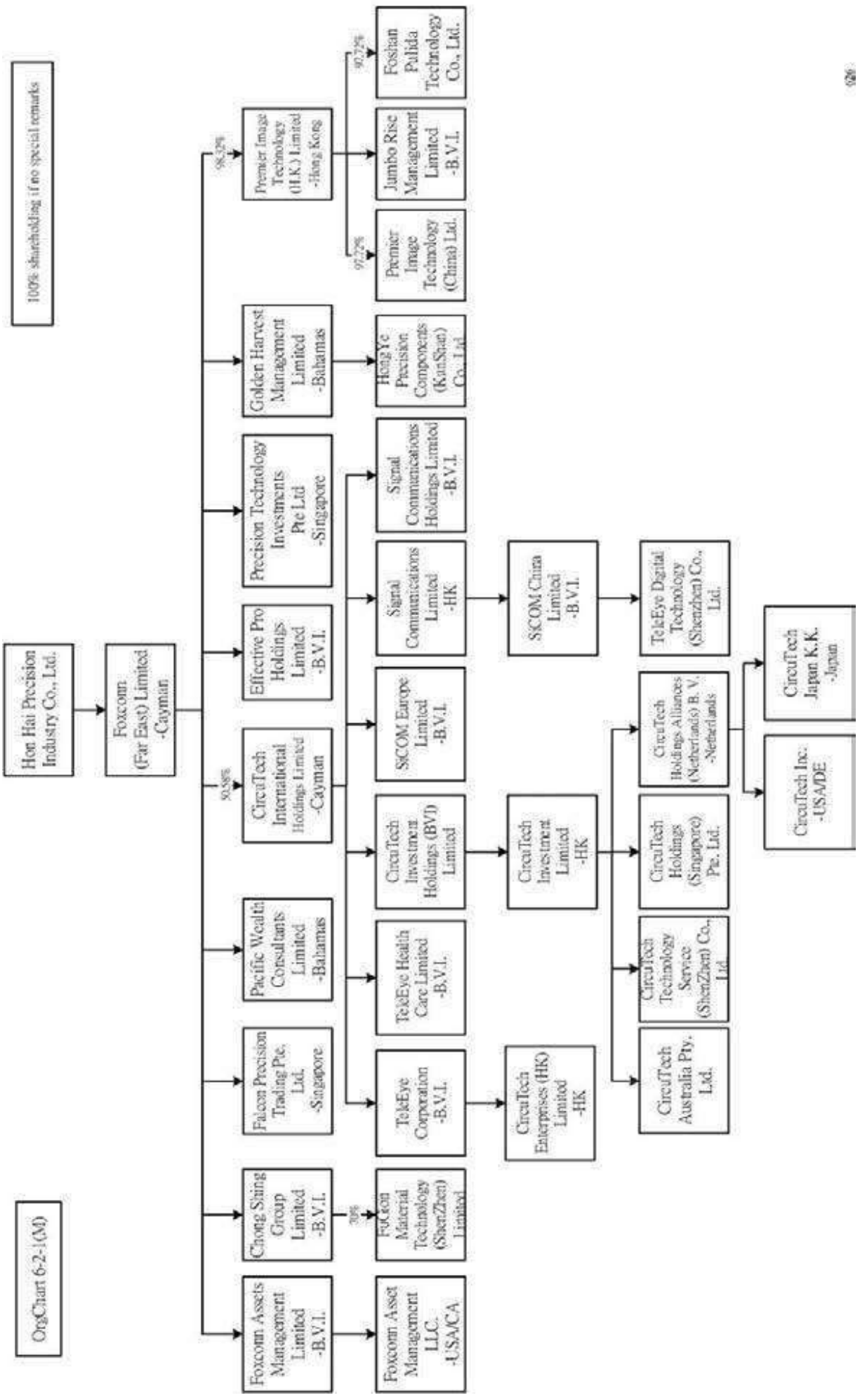
Hon. Hai Precision Industry Co., Ltd.

100% shareholding if no special remarks.

Bon Shin International Investments Co., Ltd.



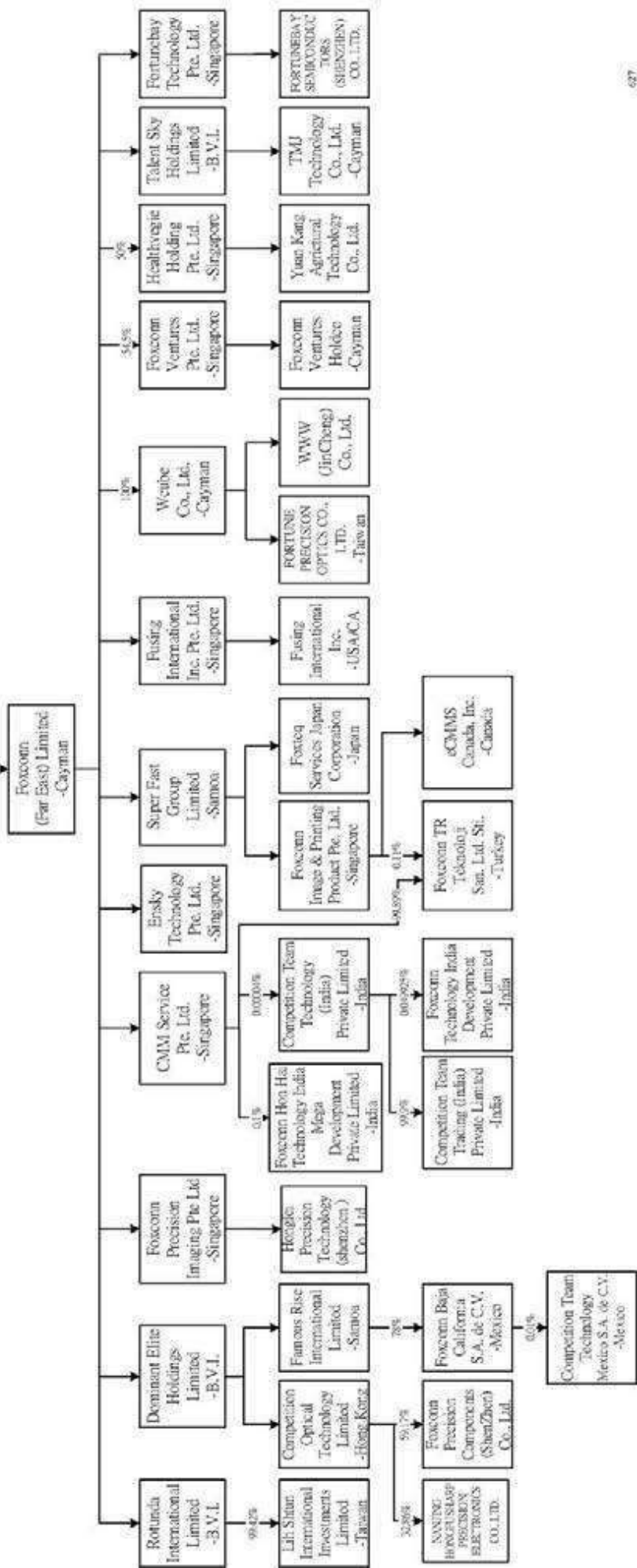


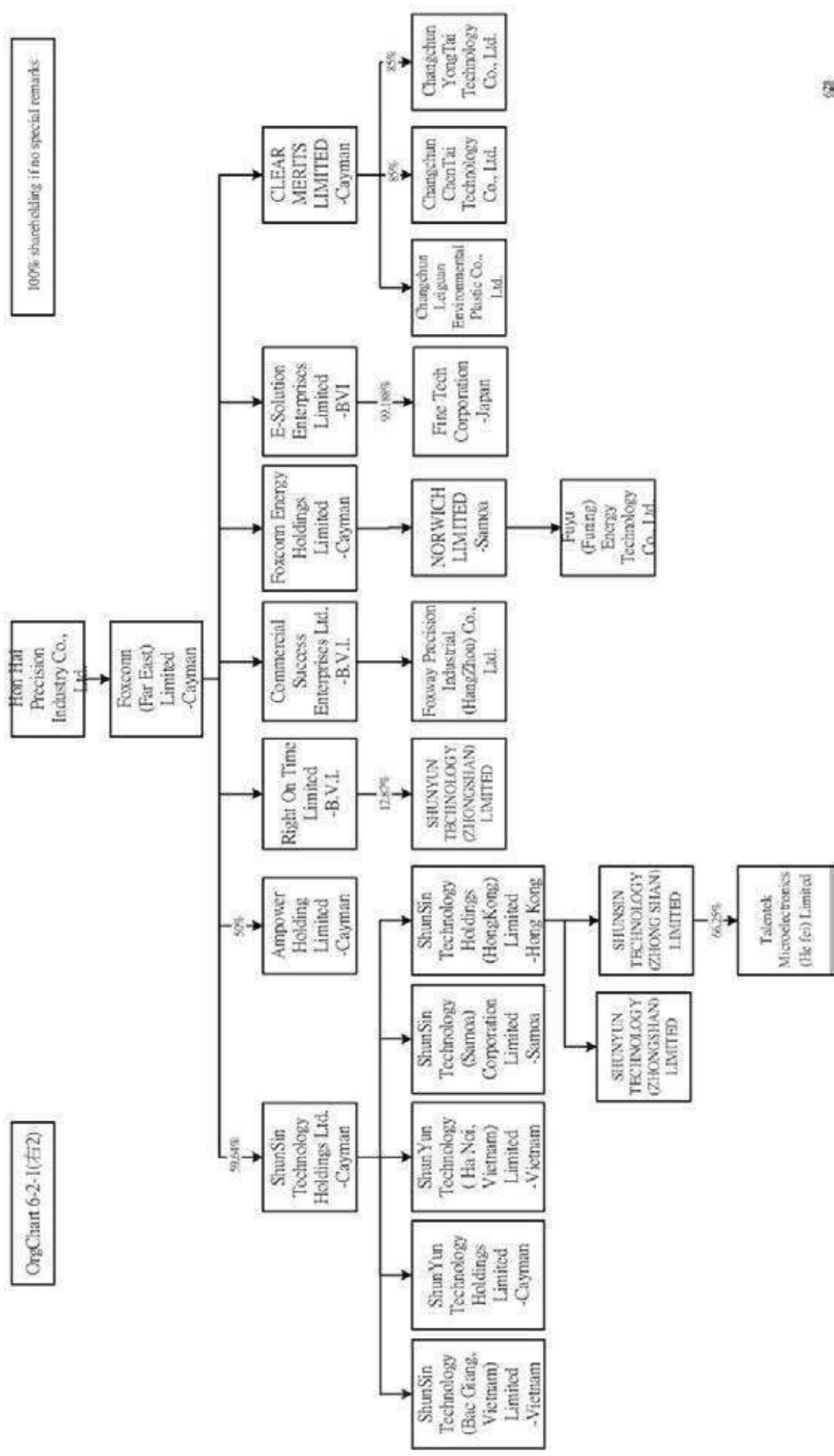


OrgChart 6-2-1(3.1)

Hon Hai Precision Industry Co., Ltd.

100% shareholding if no special remarks

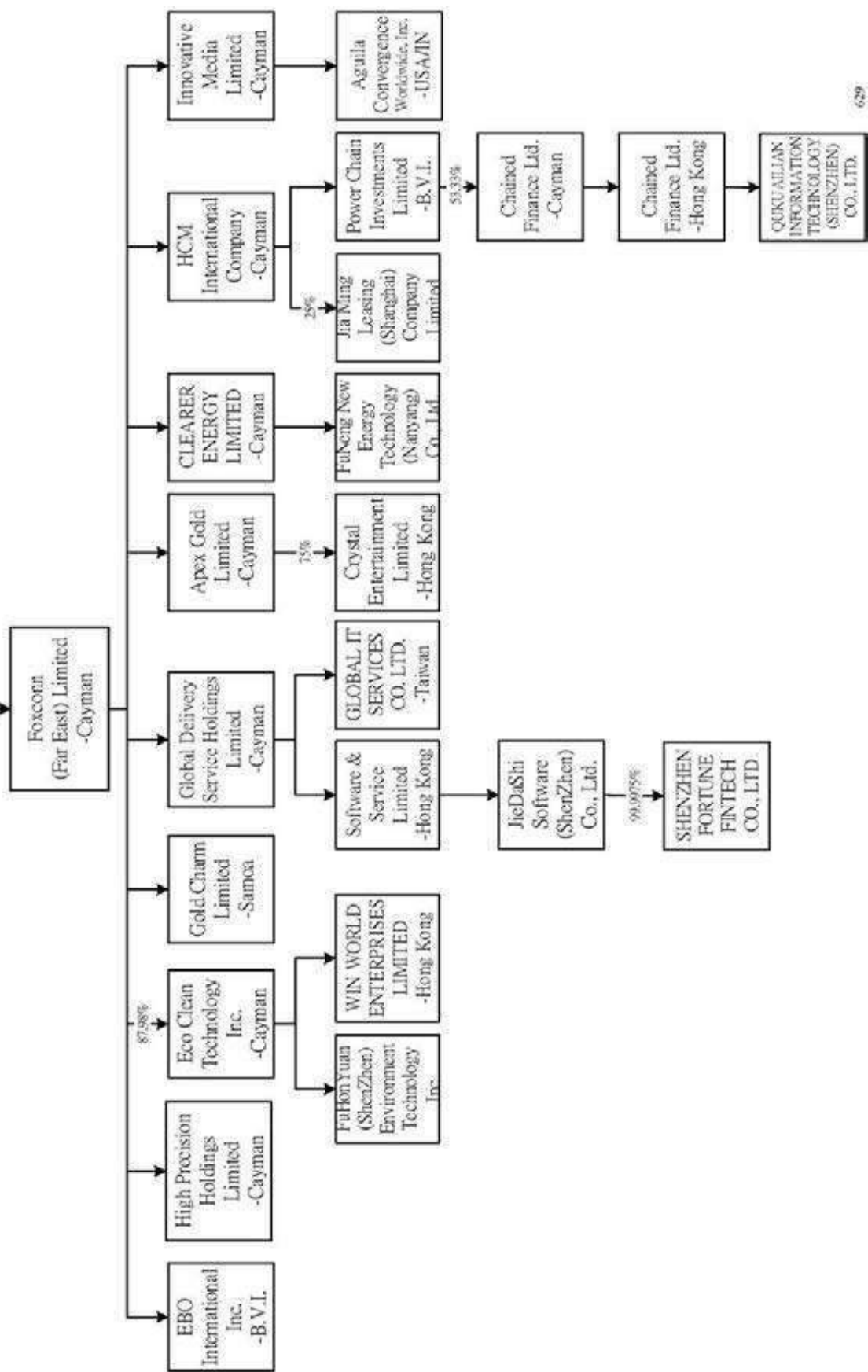




OrgChart 6-2-1(R3)

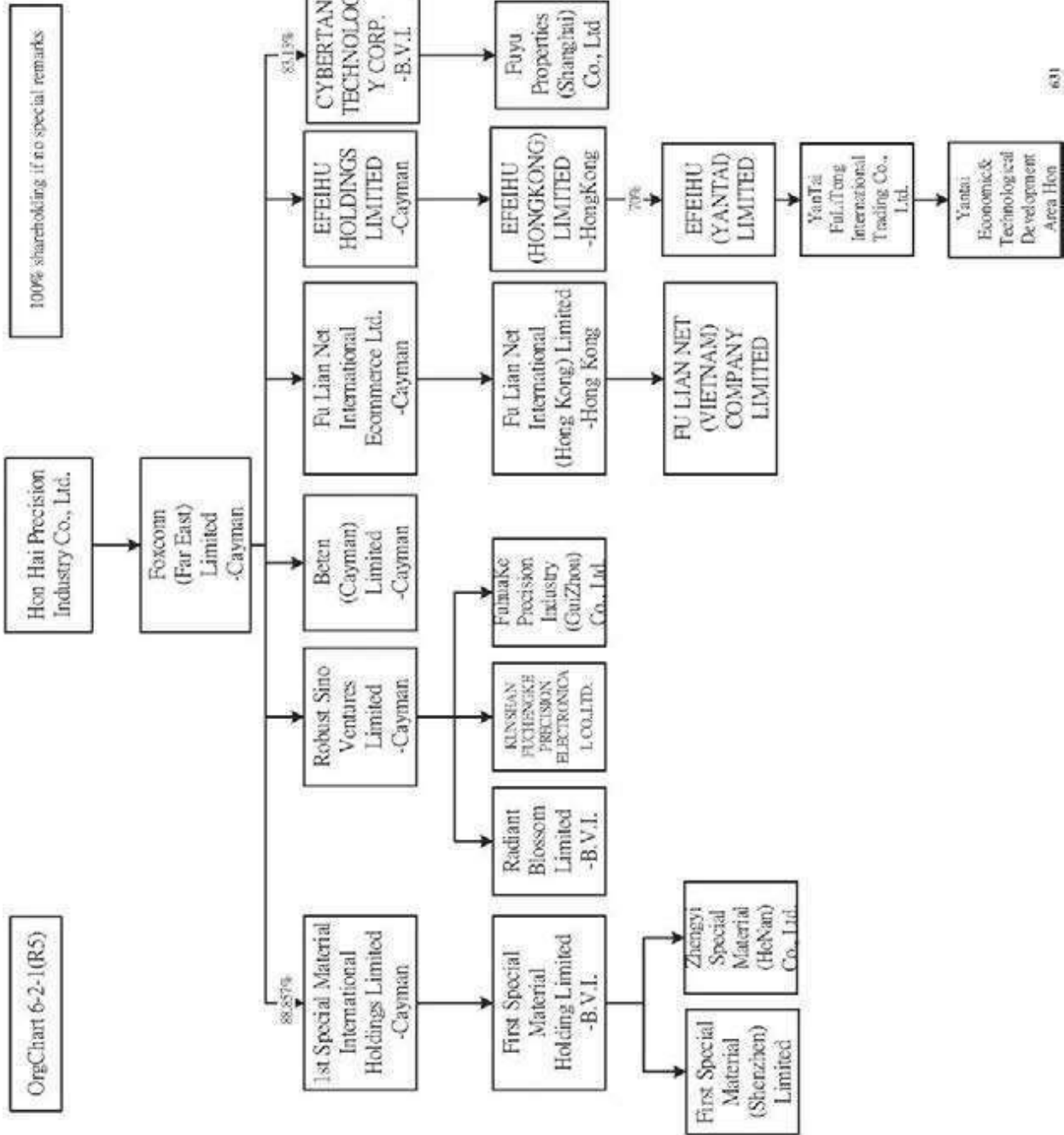
Hen Hai Precision Industry Co., Ltd.

100% shareholding if no special remarks



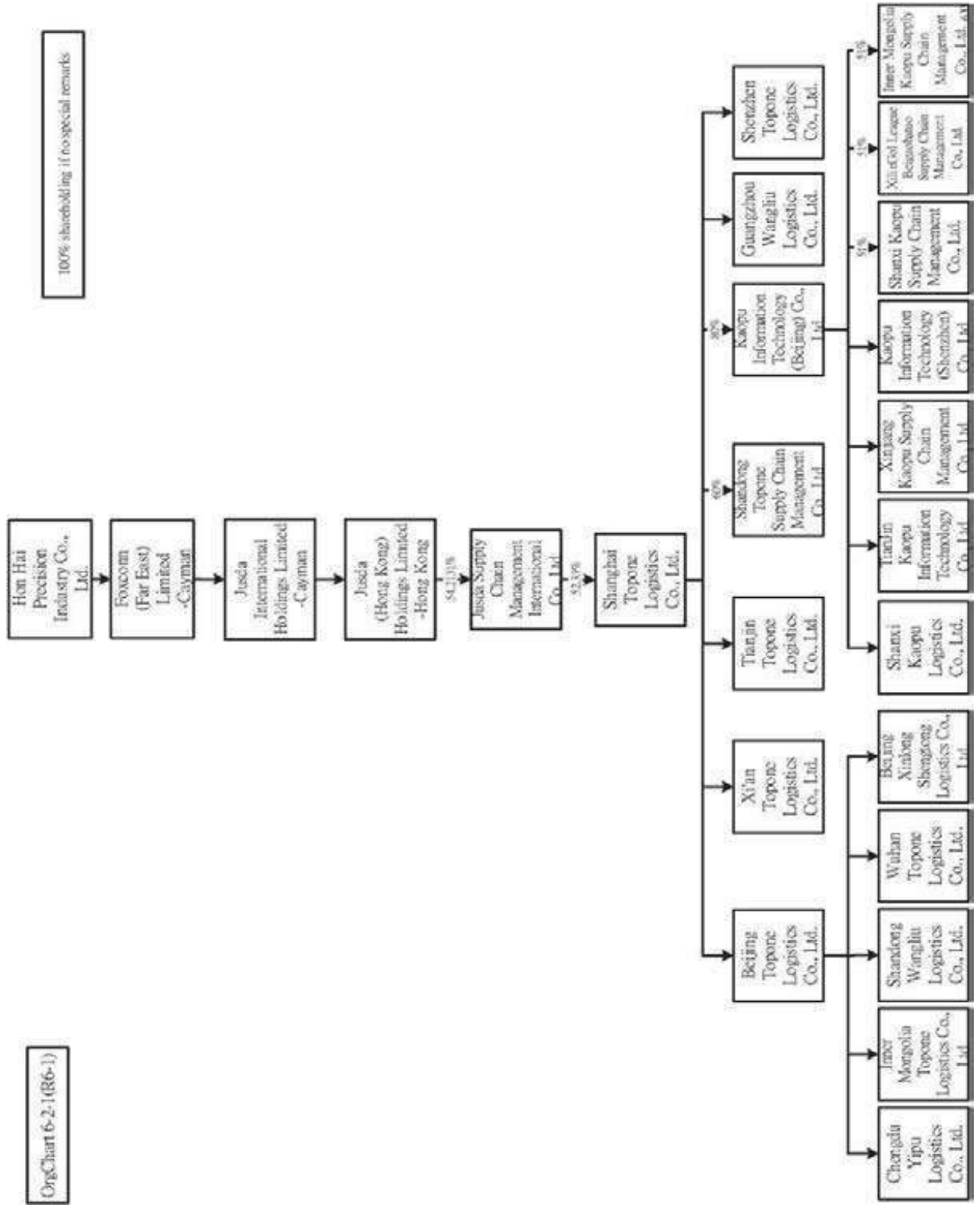






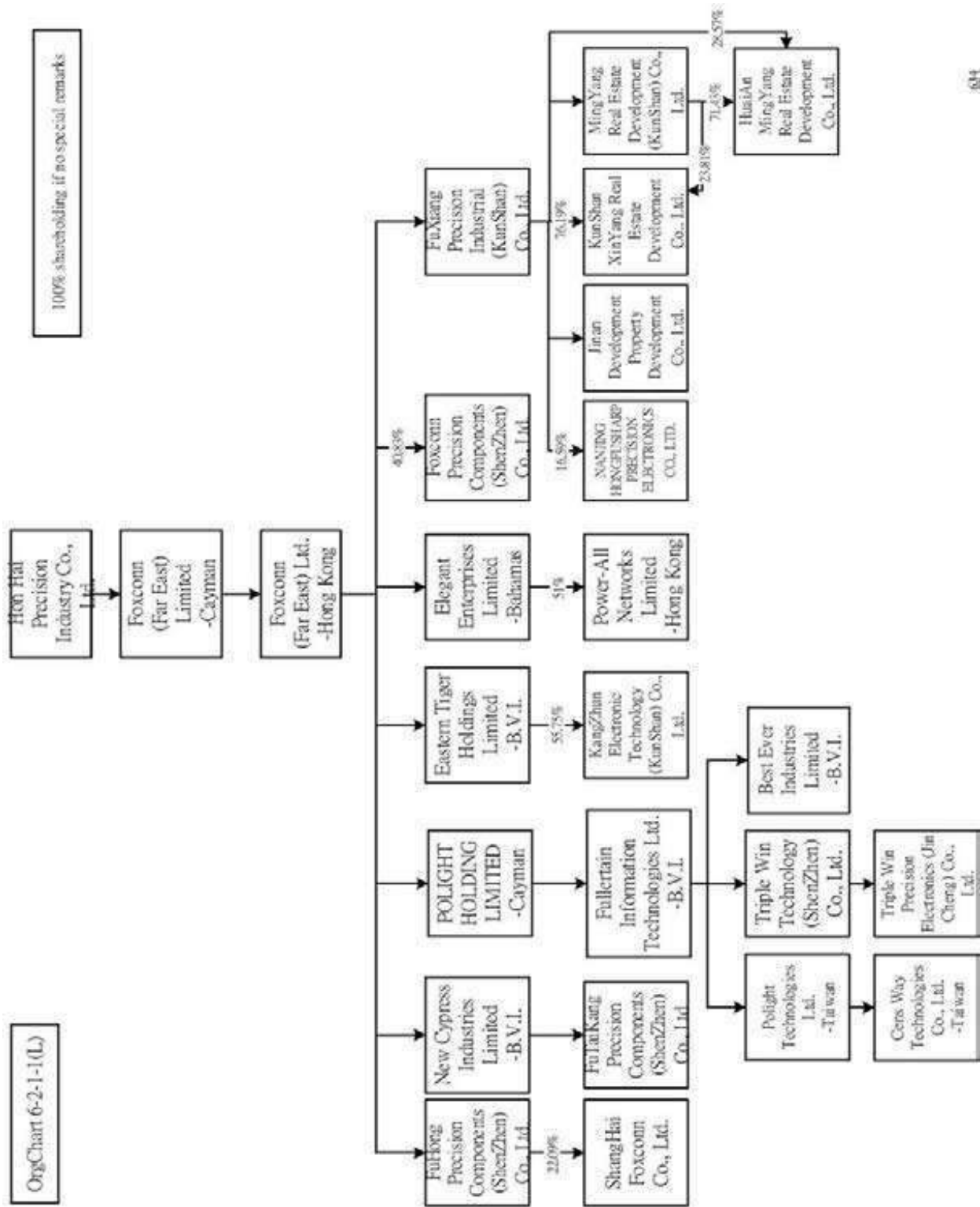


OrgChart 6-2-1 (R6-1)



100% shareholding if no special remarks

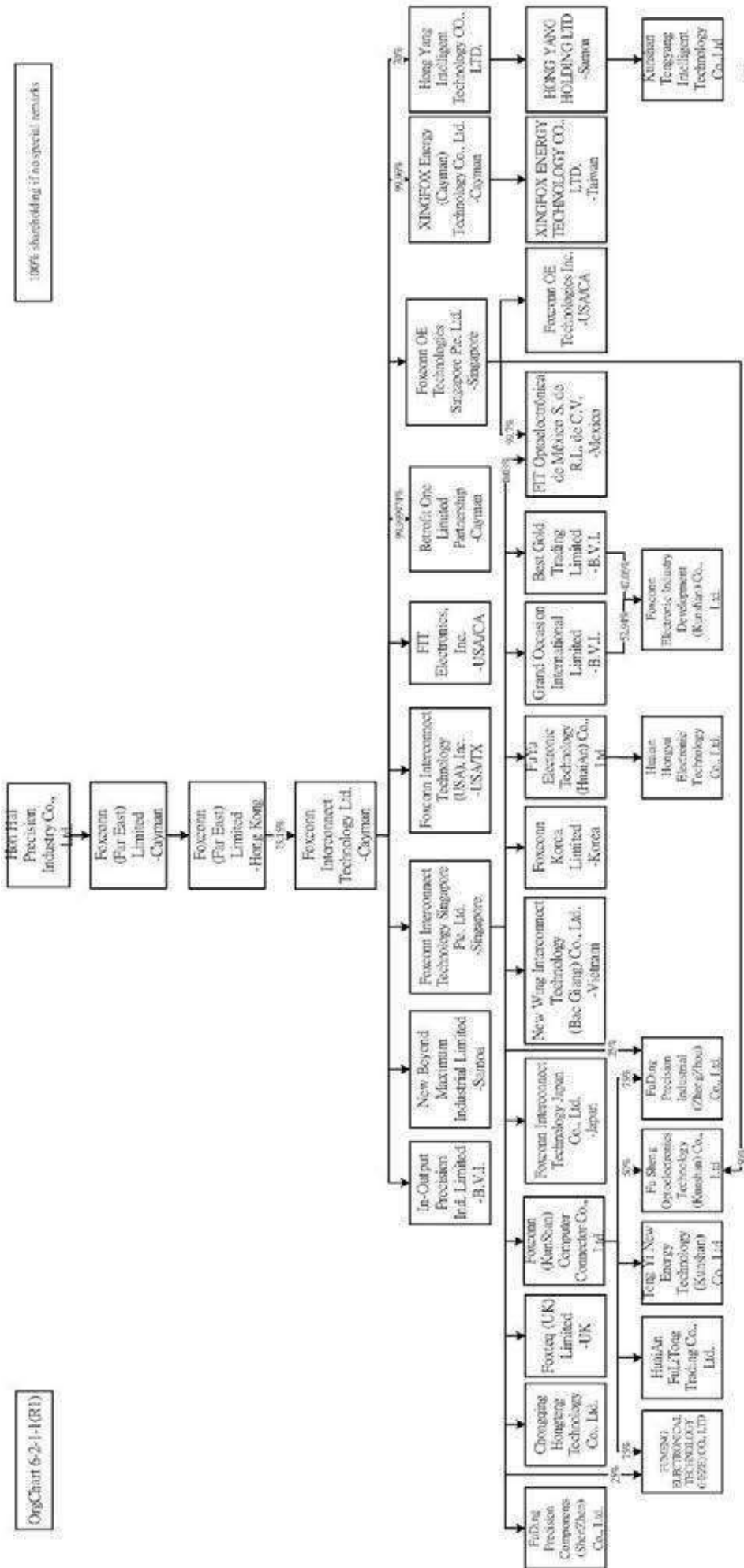
OrgChart 6-2-1-1(L)



100% shareholding if no special remarks

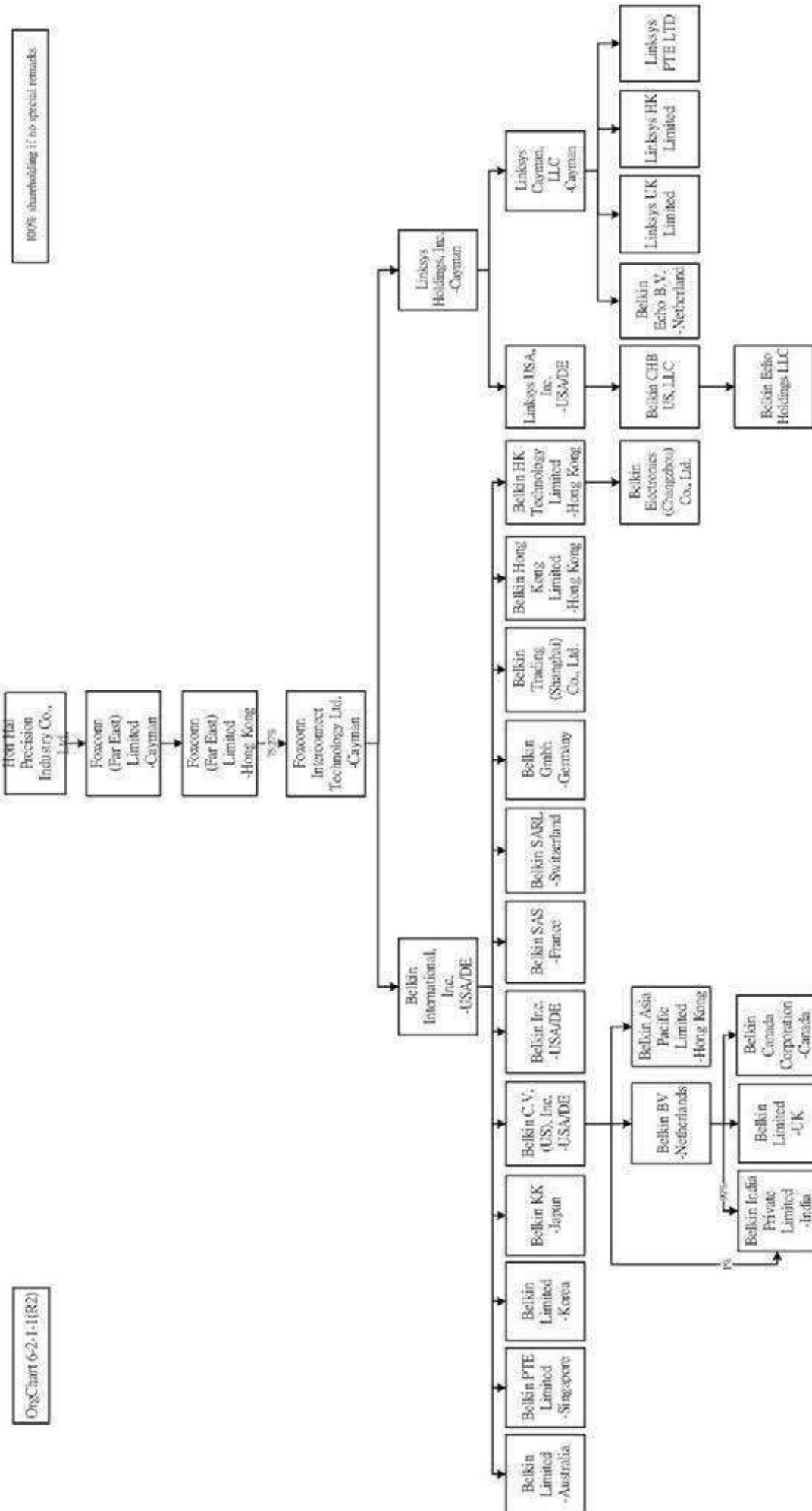
100% shareholding if no special remarks

OrgChart 6-2-1-1(R1)

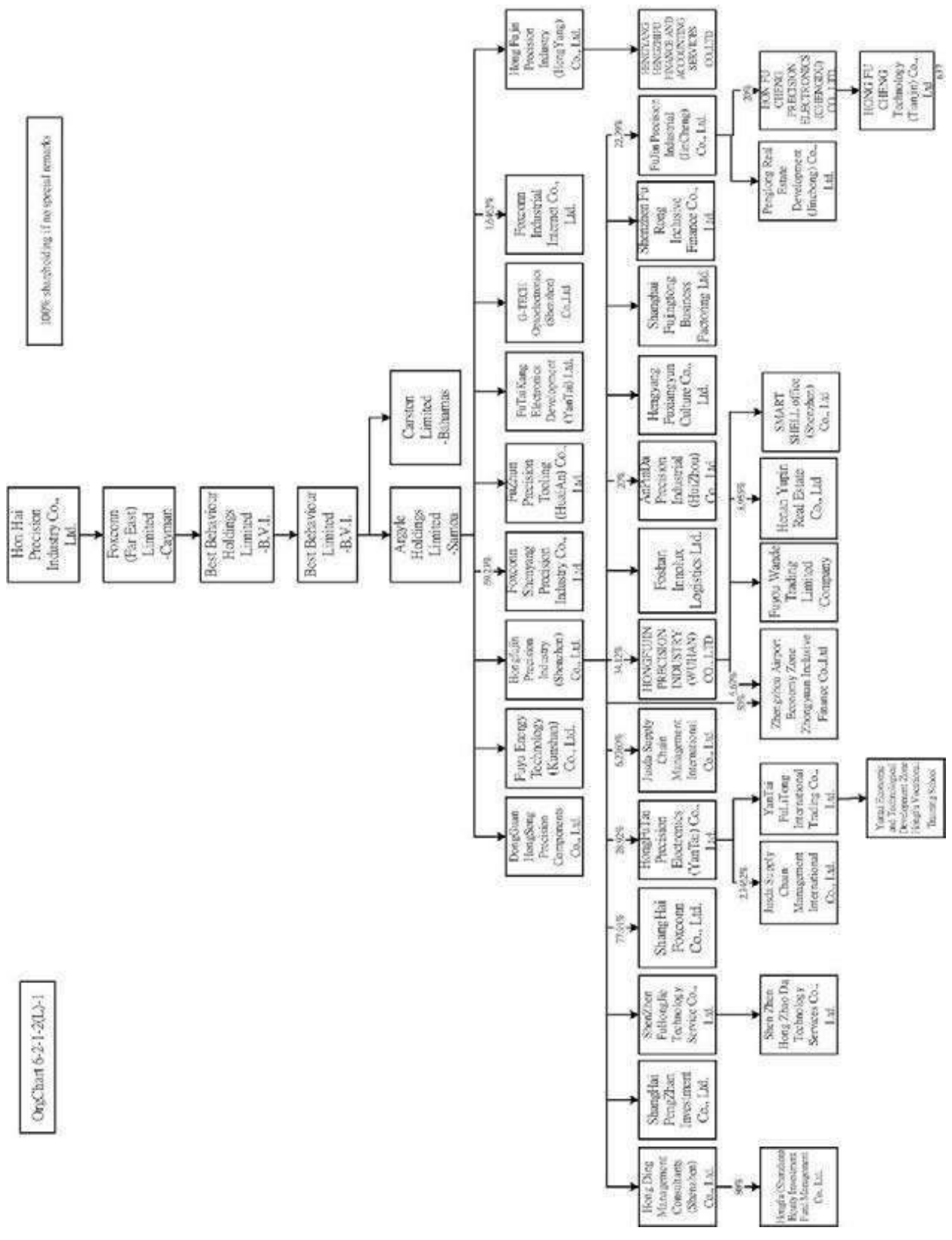


OrgChart 6-2-1-1(R2)

100% shareholding if no special remarks

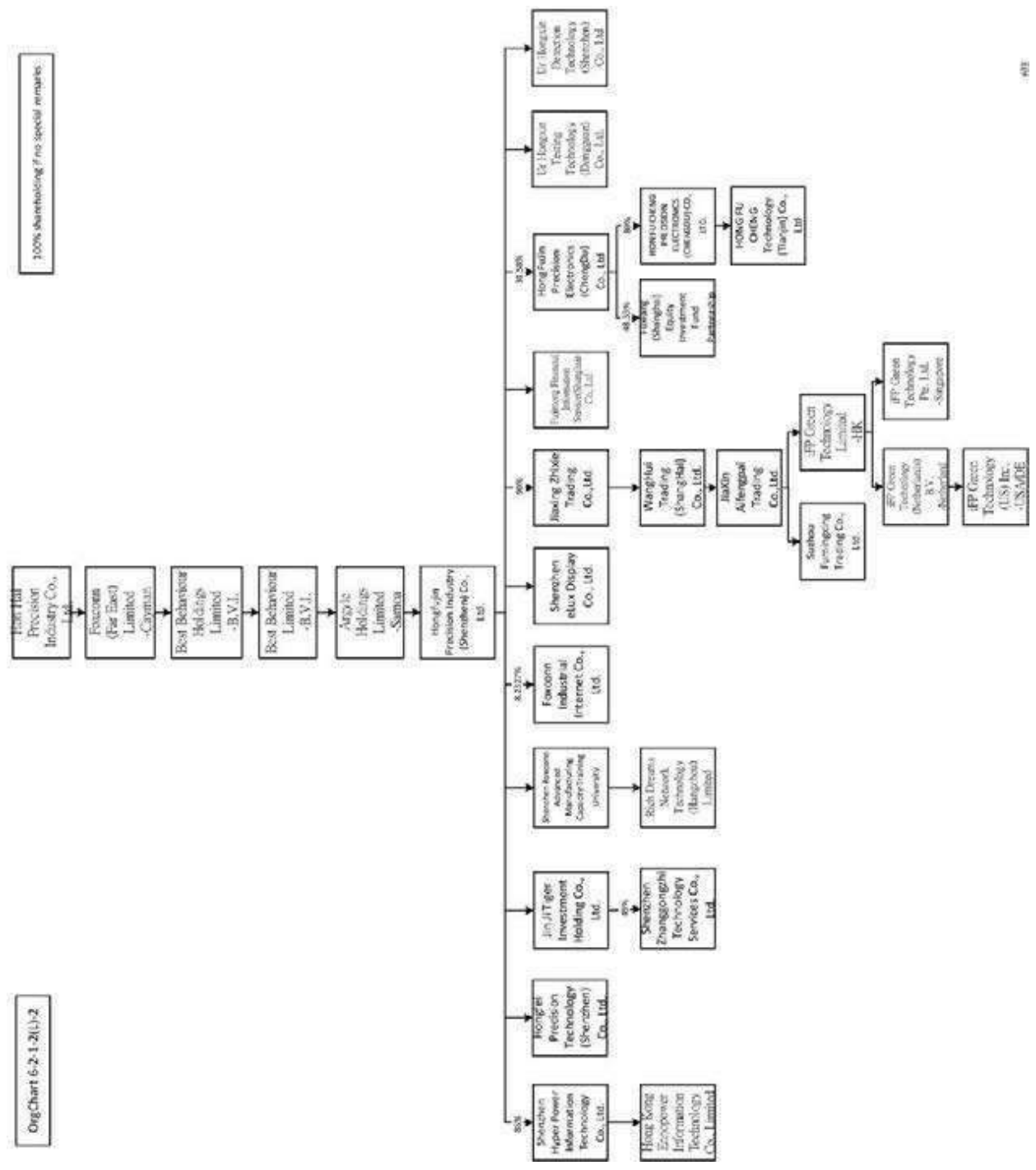


OrgChart 6-2: 1-2(L)-1



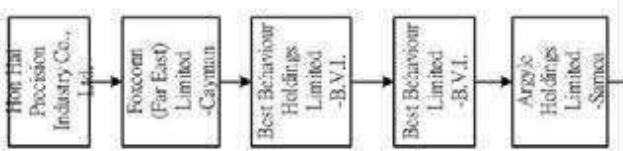
100% shareholding / no special minorities

Org Chart 6-2-1-2(1)-2

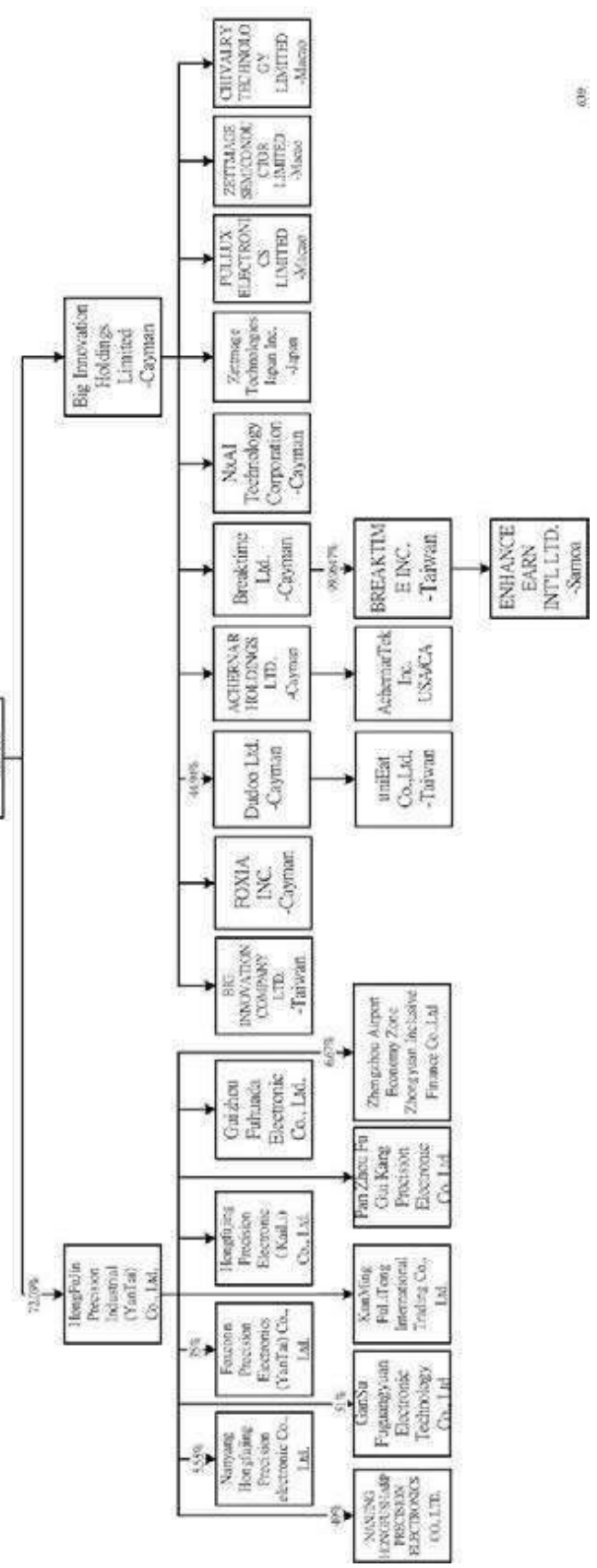


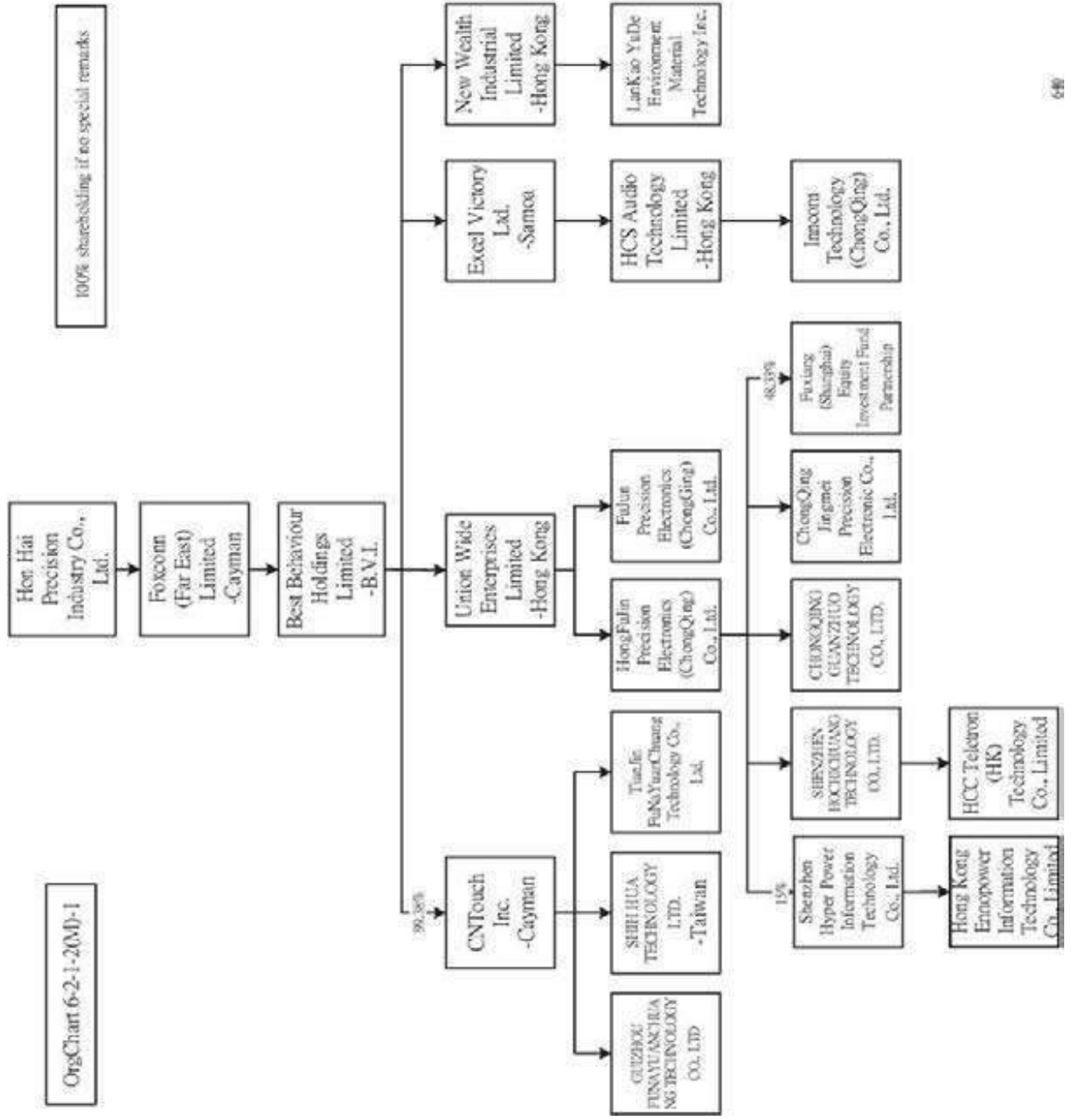


100% shareholding if no special remarks



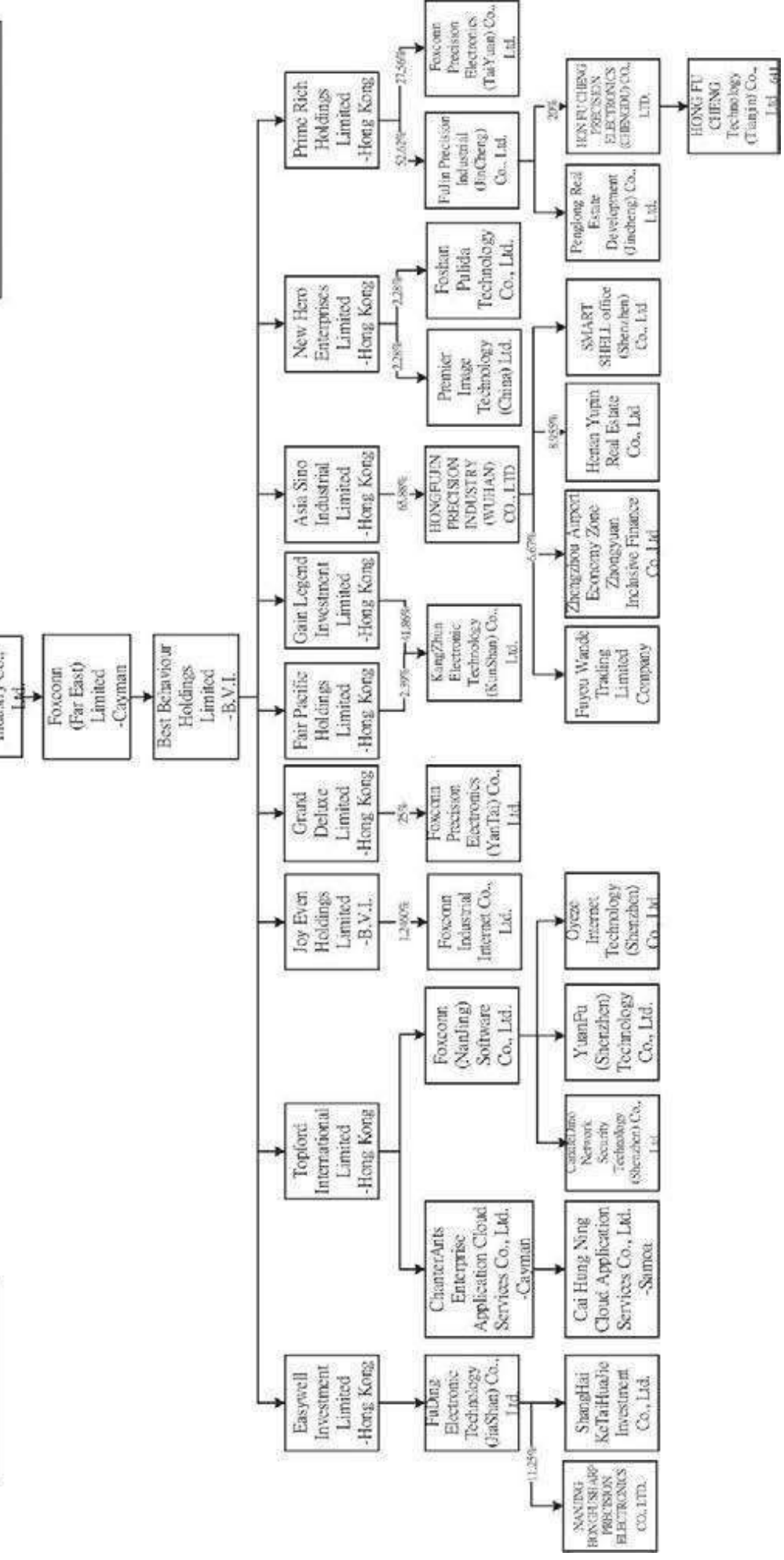
OrgChart 6-2-1-2(L)-3





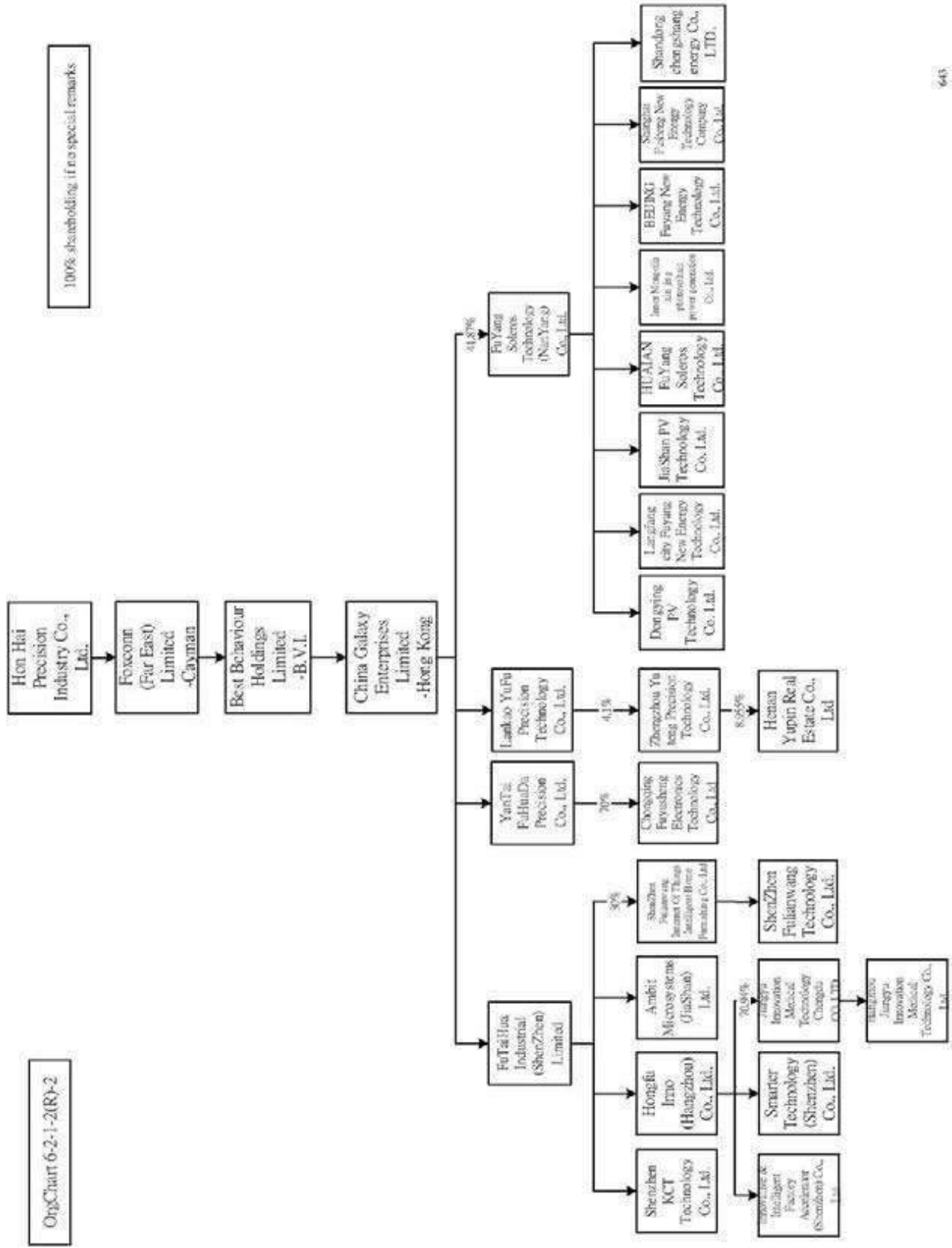
OrgChart 6-2-1-2(M)-2

100% shareholding if no special remarks





OrgChart 6-2: 1-2(R)-2

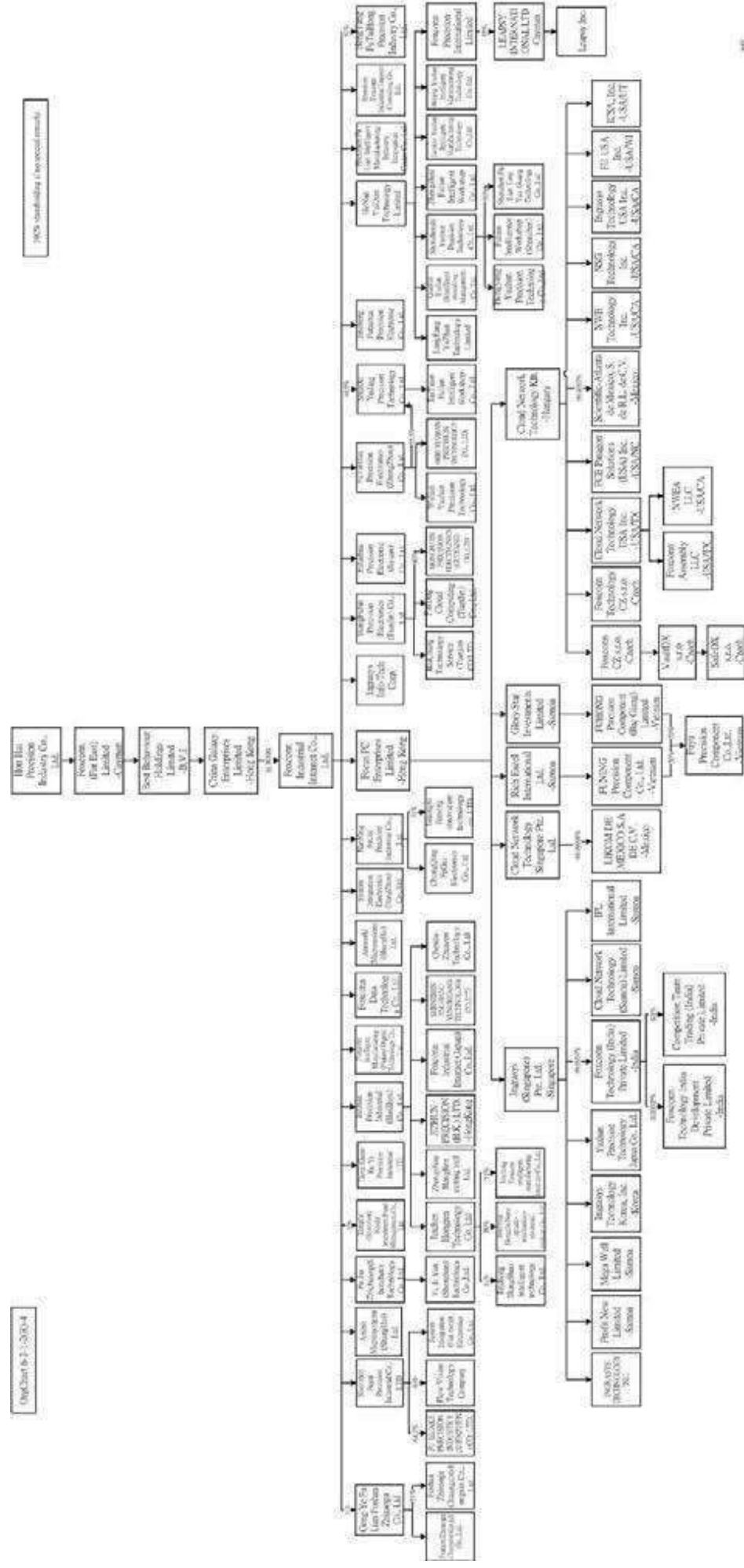


100% shareholding if no special remarks



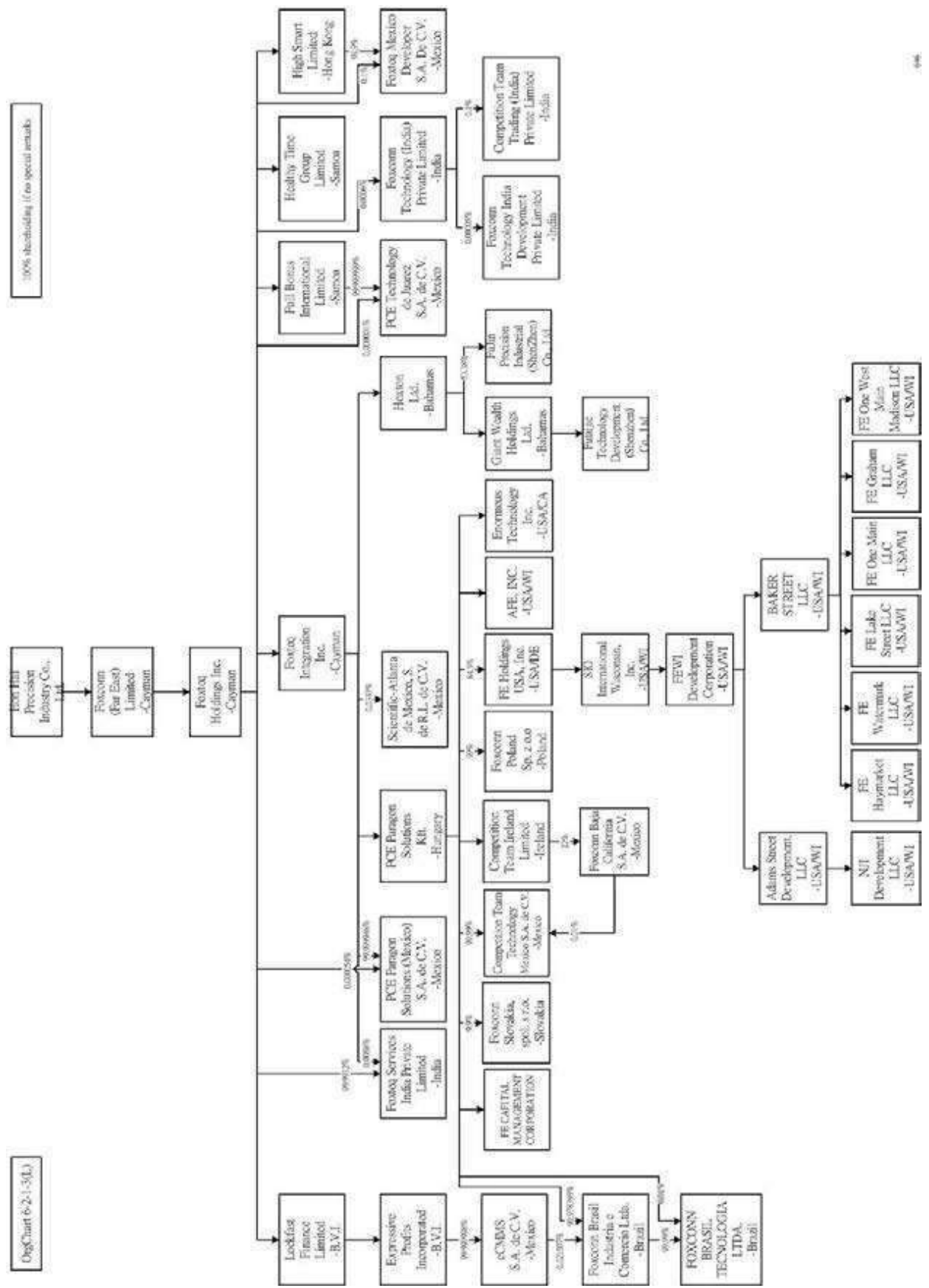
Org Chart as of 3/31/2014

905 subsidiary company results



OrgChart 6-2-1-3(L)

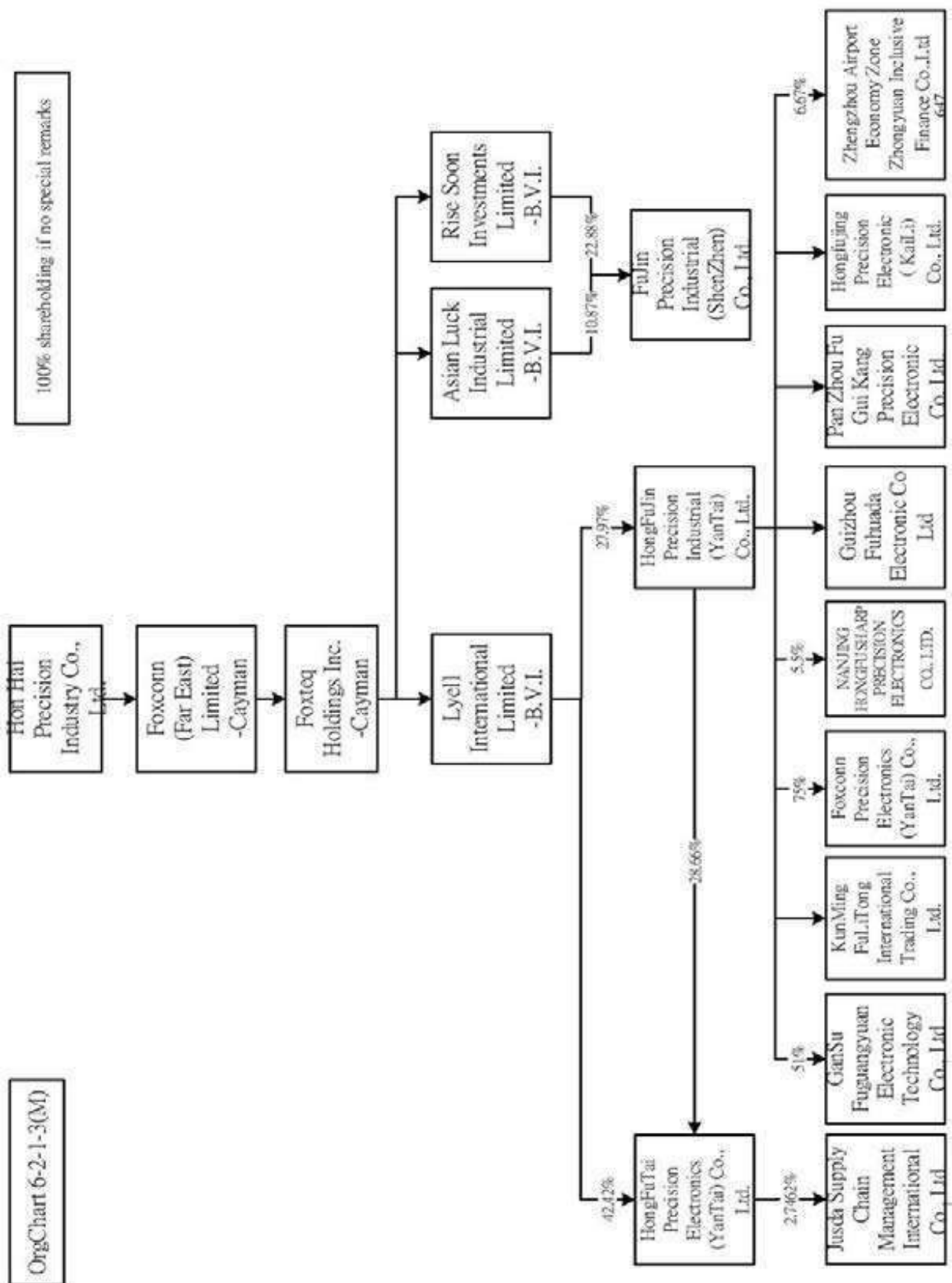
100% including (if no special marks)



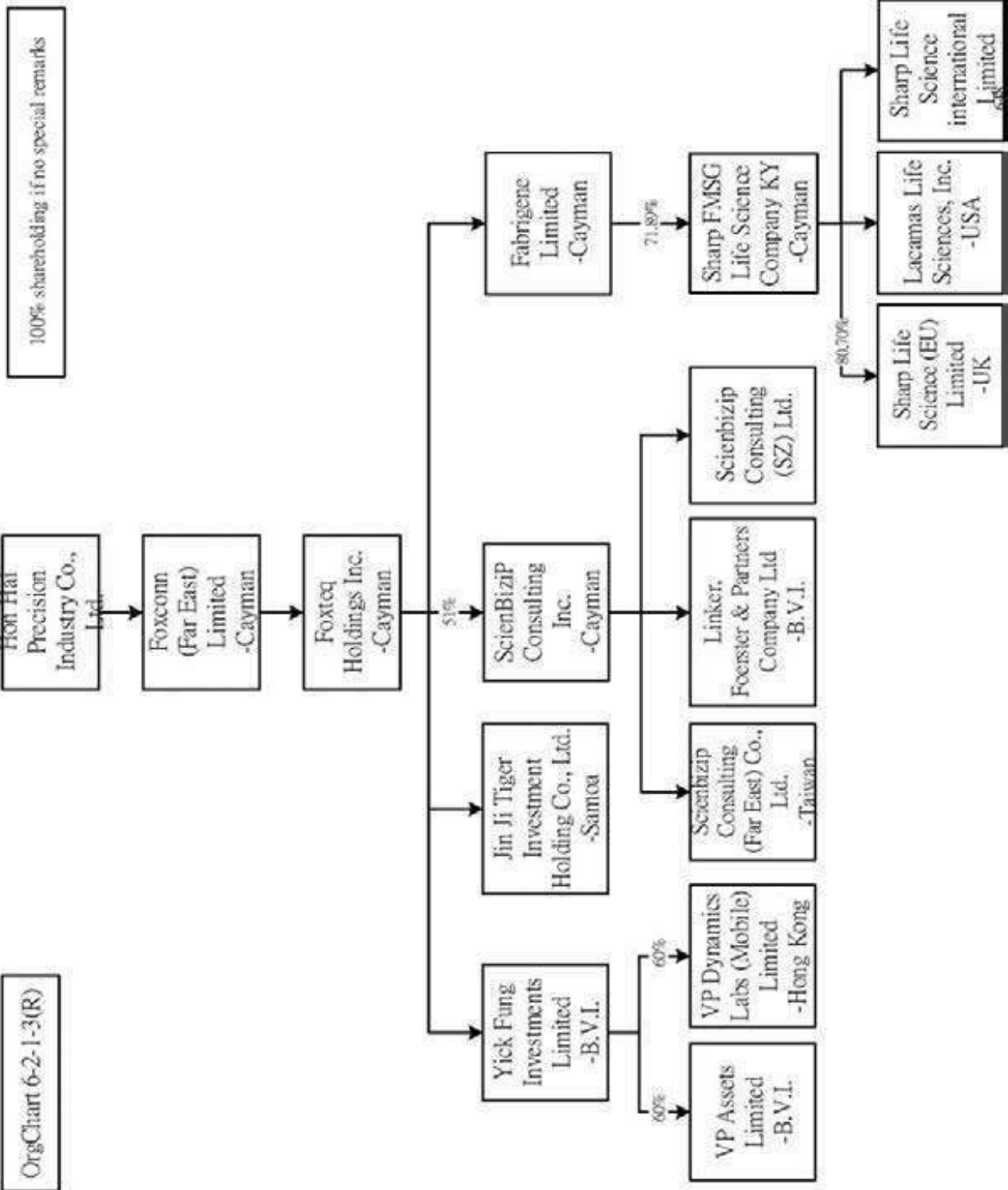


OrgChart 6-2-1-3(M)

100% shareholding if no special remarks



OrgChart 6-2-1-3(R)



100% shareholding if no special remarks

100% shareholding if no special remarks

Hon Hai Precision Industry Co., Ltd.

Foxconn (Far East) Limited -Cayman

Top Dynamic Limited -Cayman

Hinco Holdings Limited -Hong Kong

AnTec Automotive Electric System (KunShan) Co., Ltd.

Anrui Holdings Limited -B.V.I.

Profit Excel Group Limited -Samoa

Oriental Dragon Holdings Limited -Cayman

Armakale Holdings Limited -Bahamas

Grand Decade Holdings Limited -B.V.I.

Yanhorn Industries Limited -B.V.I.

HongZhuo Precision Tooling (KunShan) Co., Ltd.

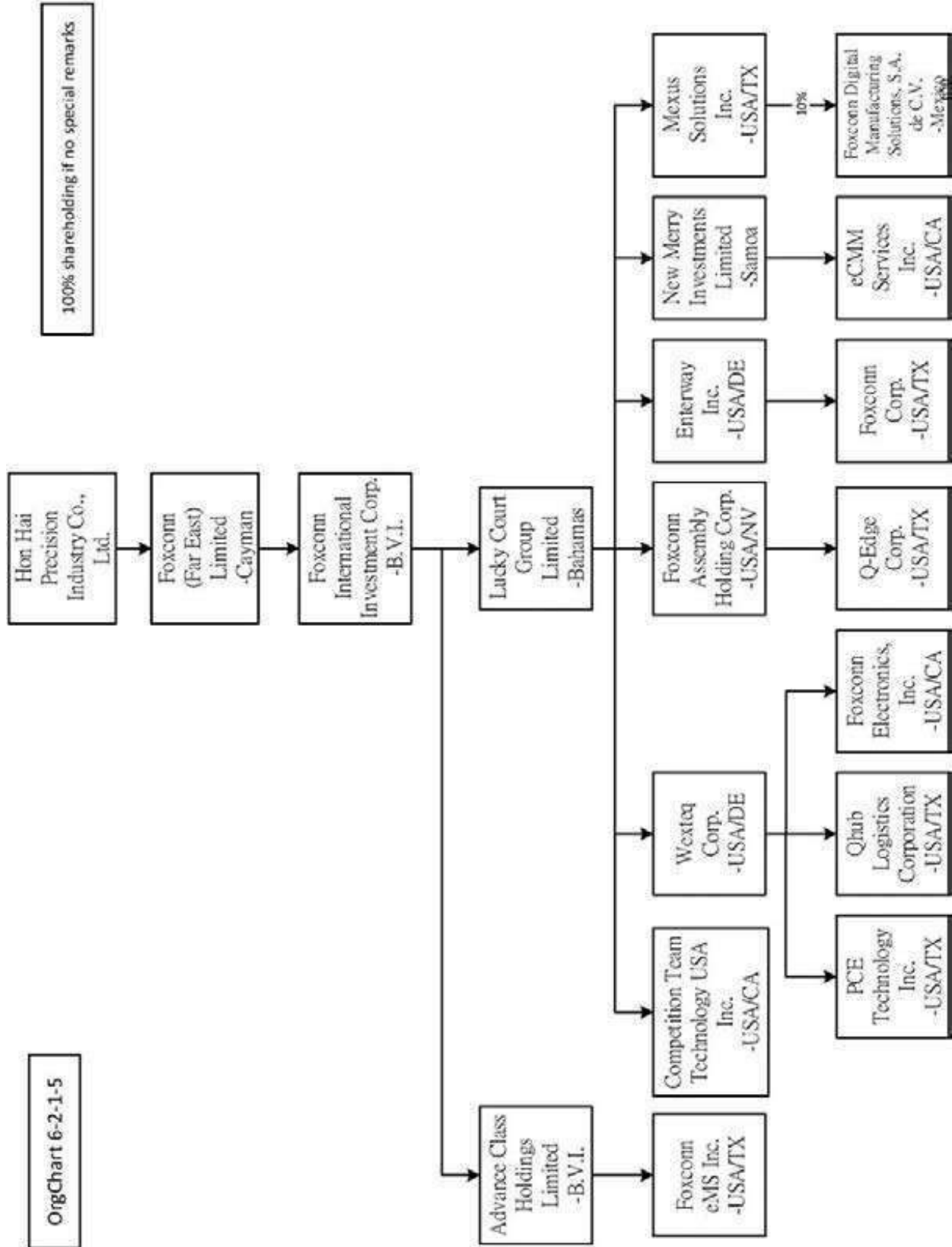
NANJING HONGFUSHARP PRECISION ELECTRONICS CO., LTD.

HongZhuo Precision Tooling (ShenZhen) Co., Ltd.

HongZhaoDa Integrated Innovative Service (KunShan)

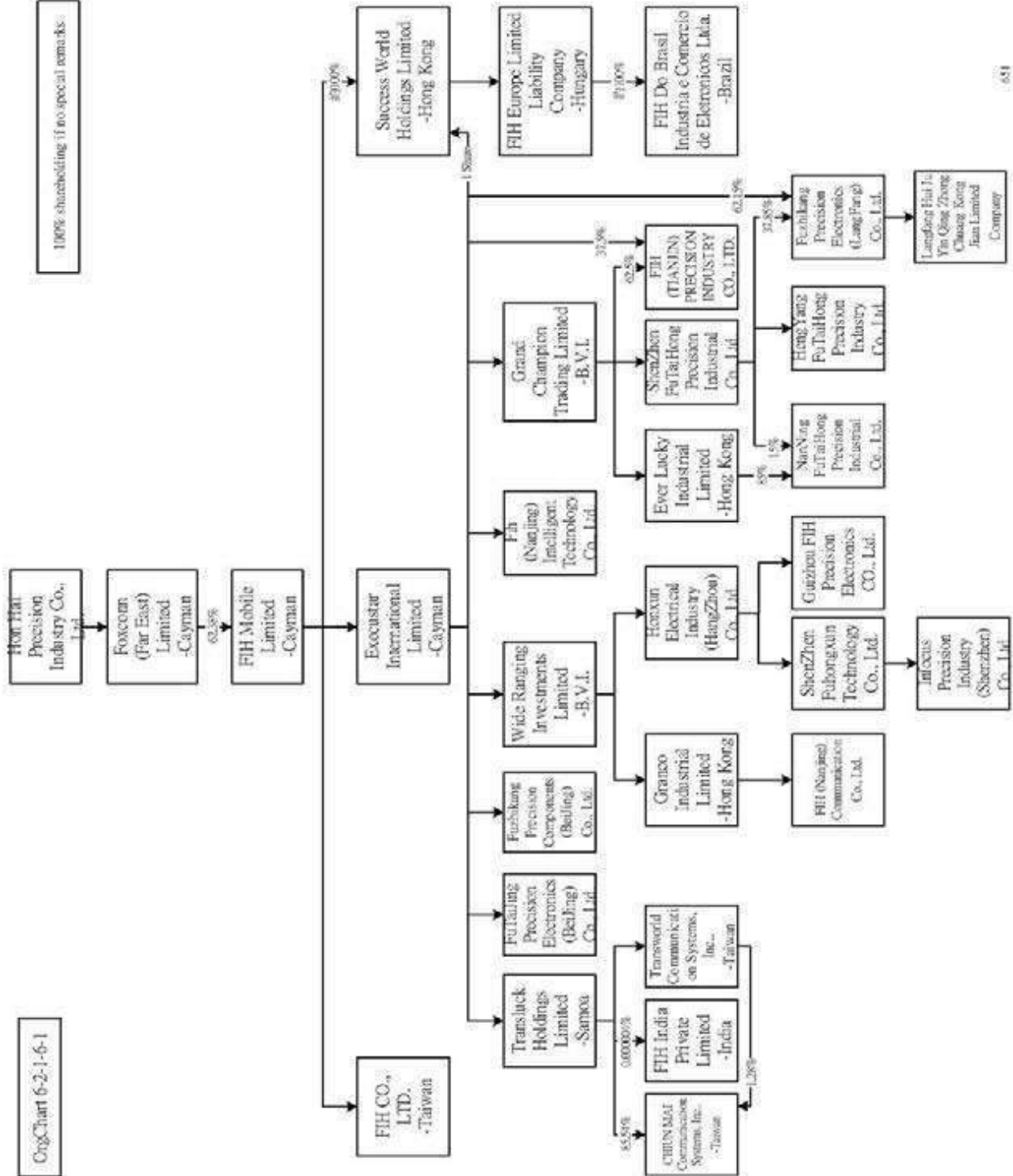
OrgChart 6-2-1-4

OrgChart 6-2-1-5



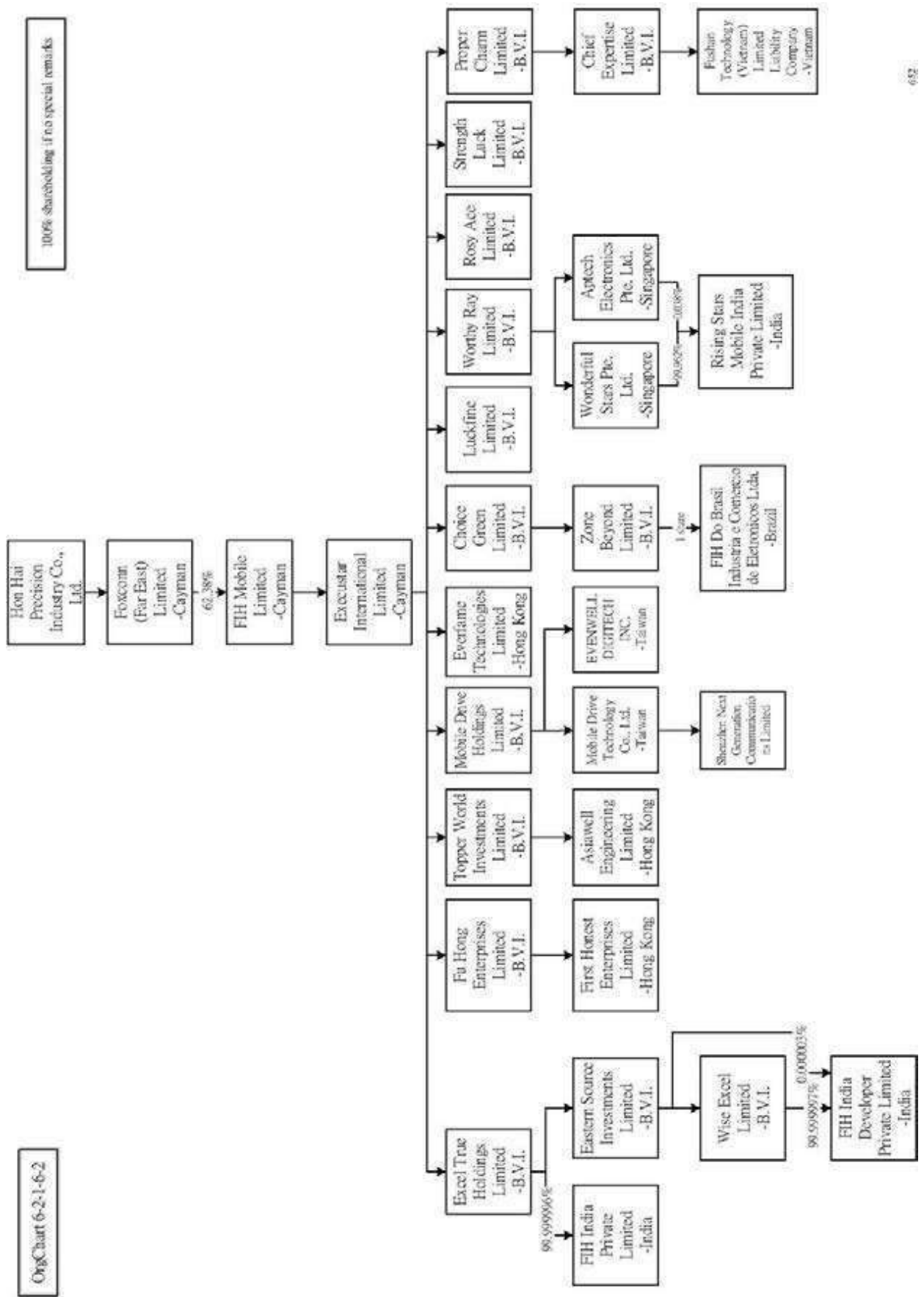
OrgChart 6-2-1-6-1

100% shareholding if no special remarks.



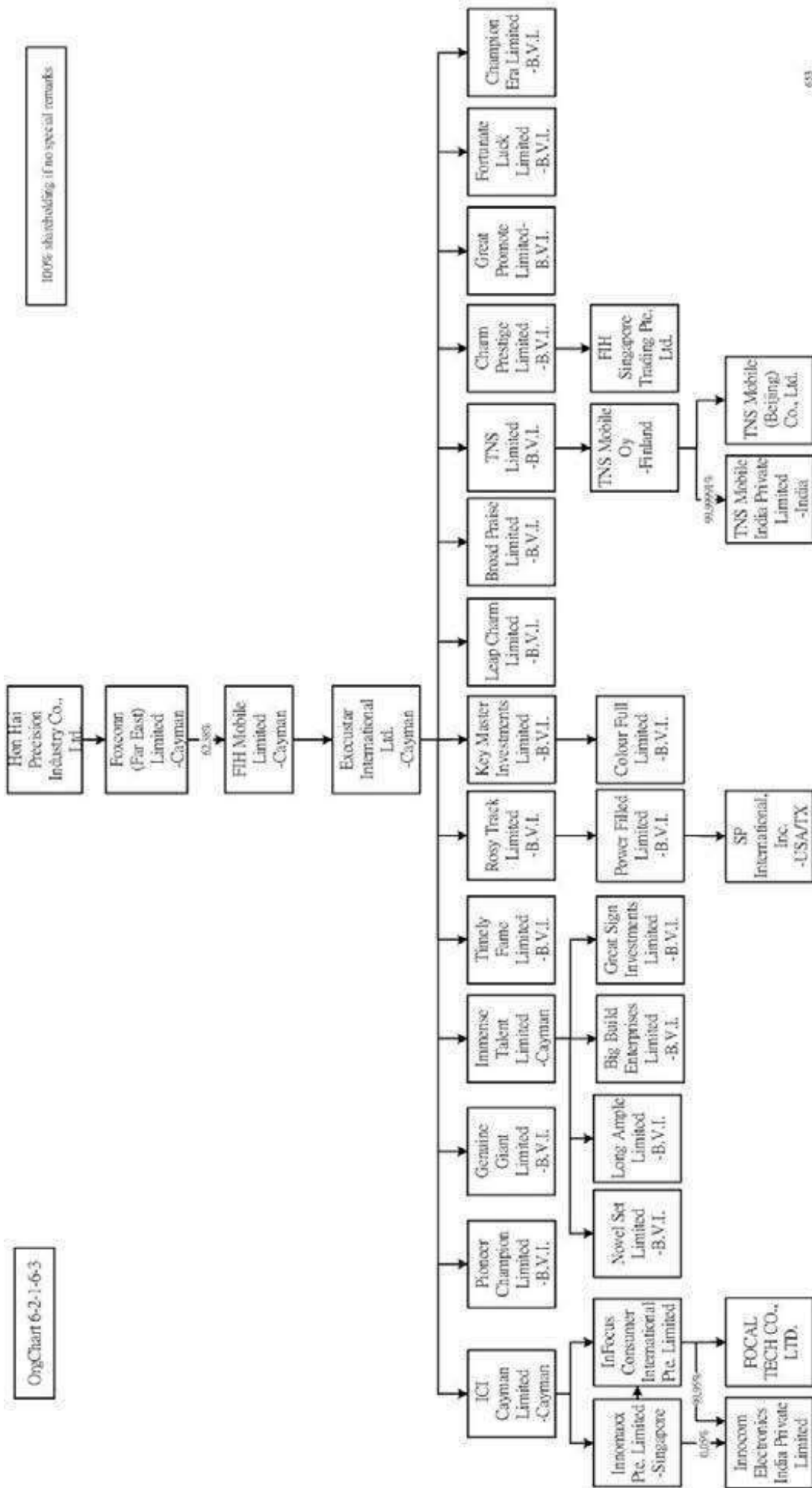
OrgChart 6-2-1-6-2

100% shareholding if no special remarks



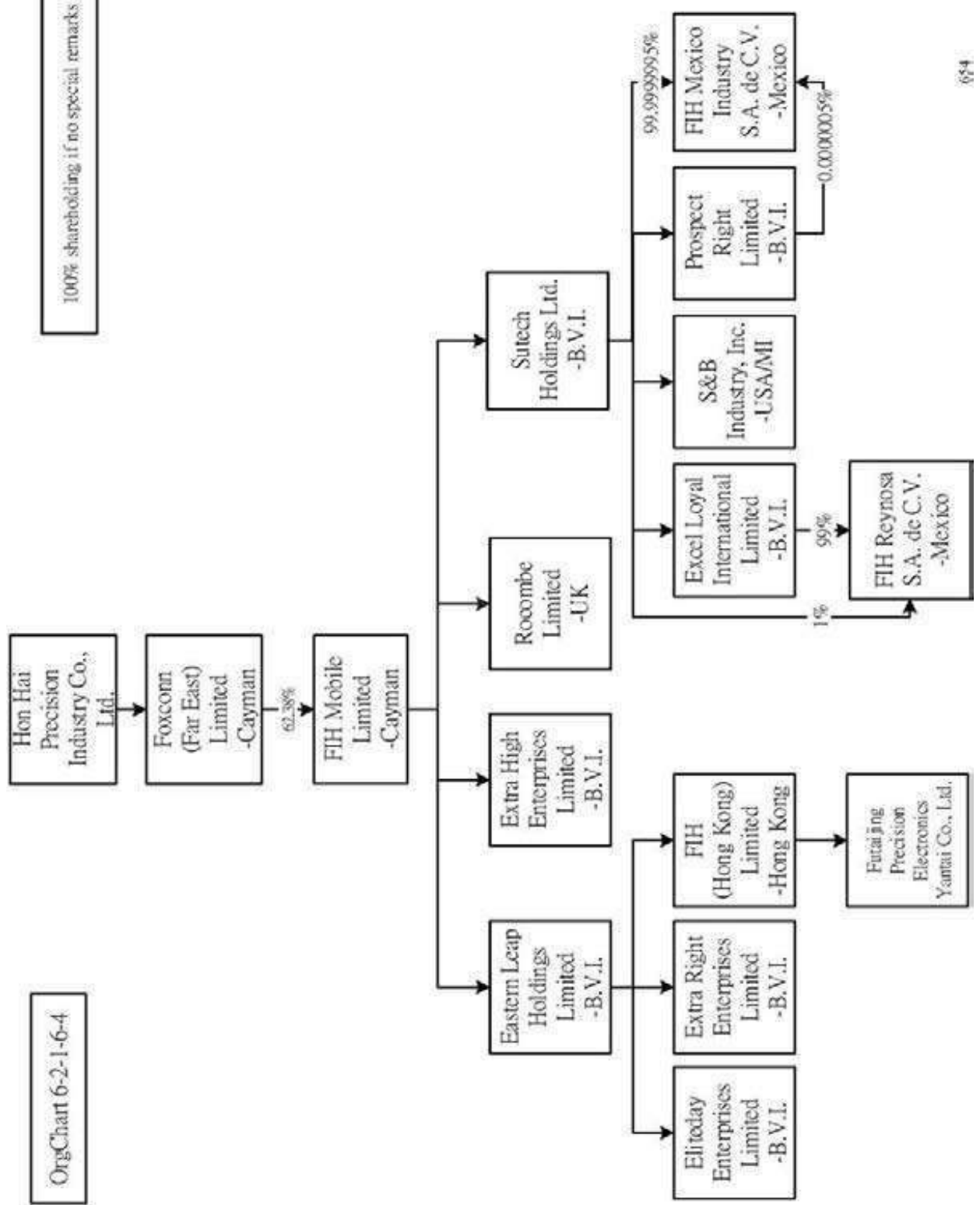
OrgChart 6-2-1-6-3

100% shareholding if no special remarks



OrgChart 6-2-1-6-4

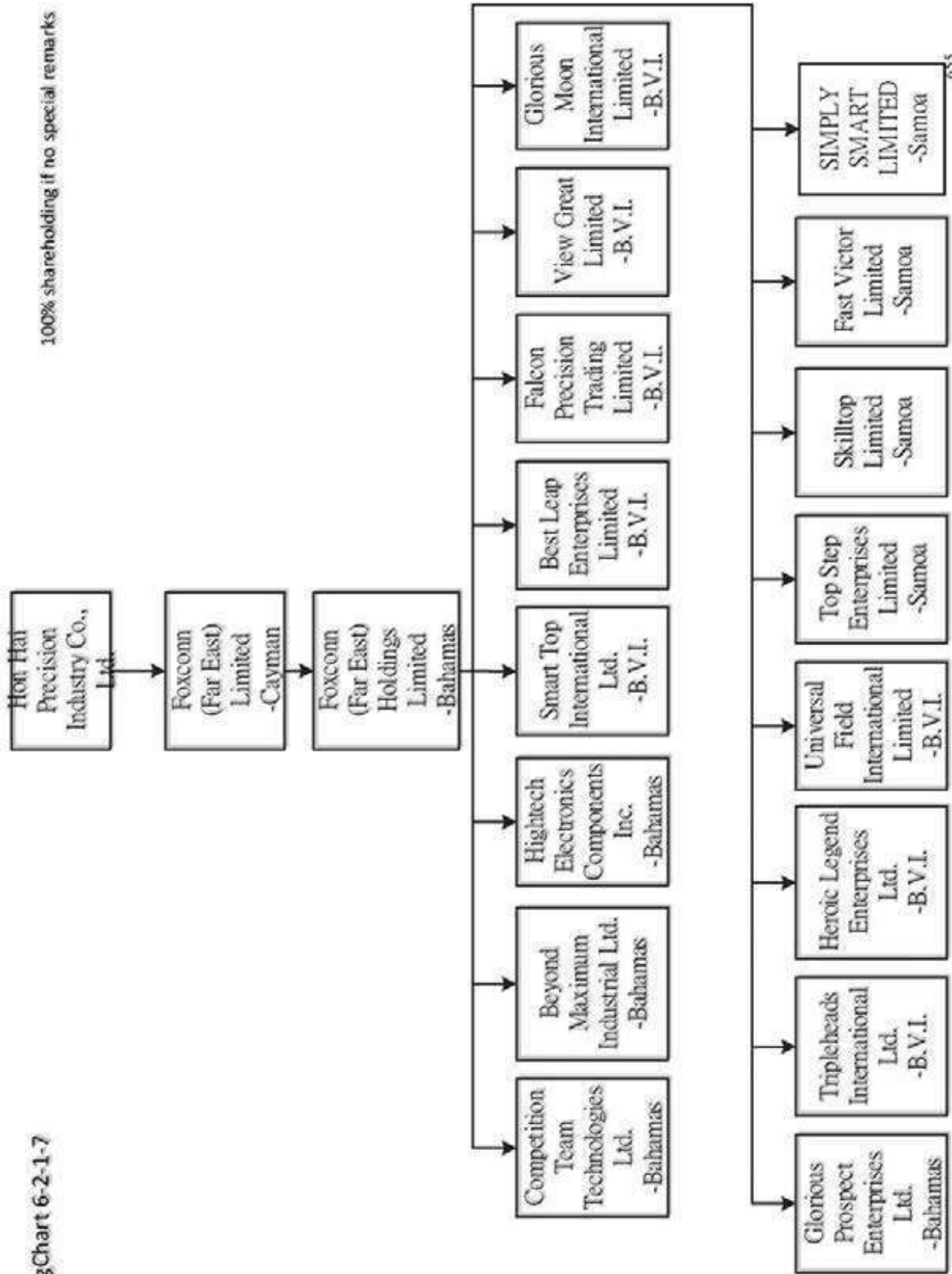
100% shareholding if no special remarks





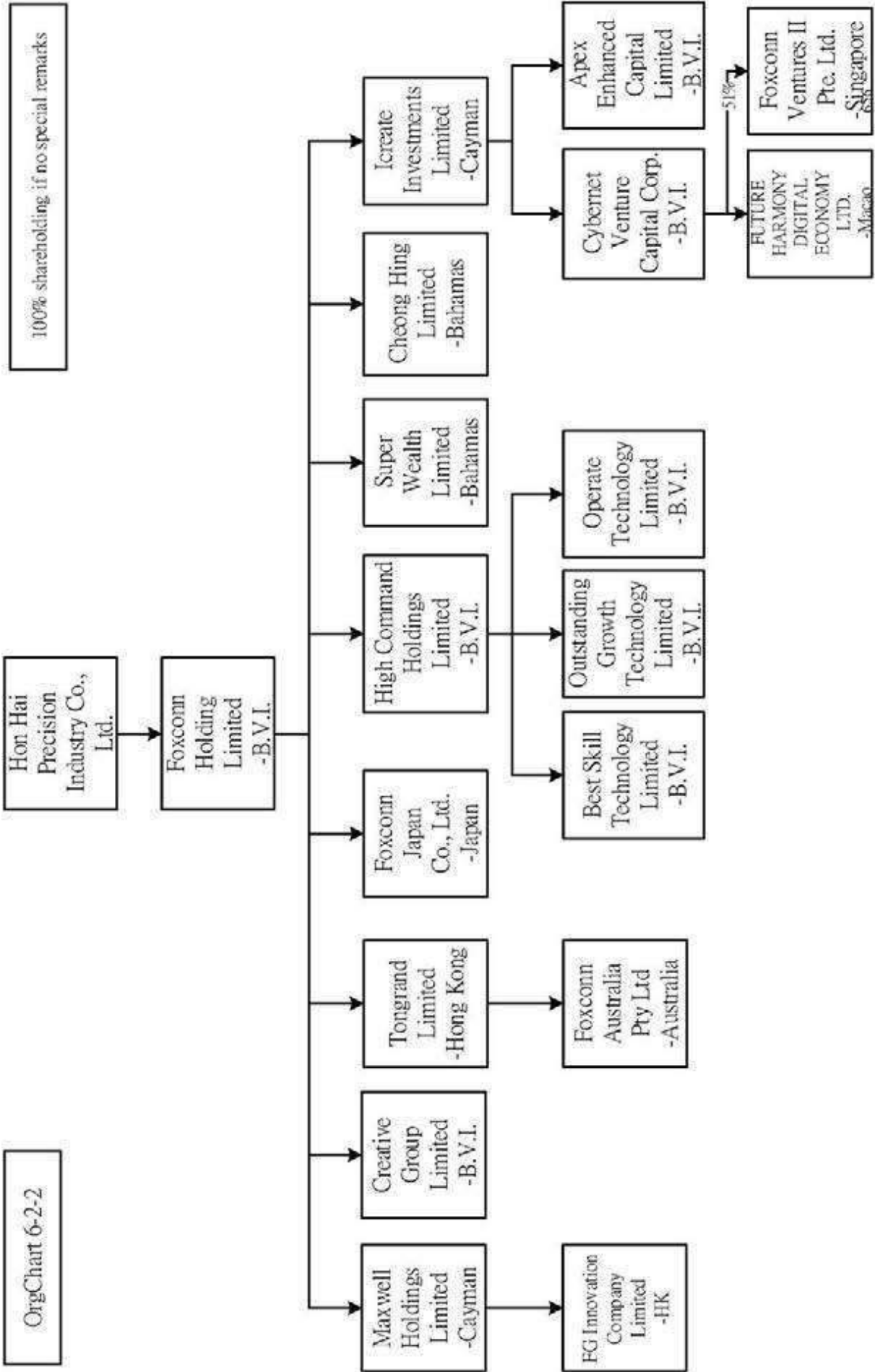
OrgChart 6-2-1-7

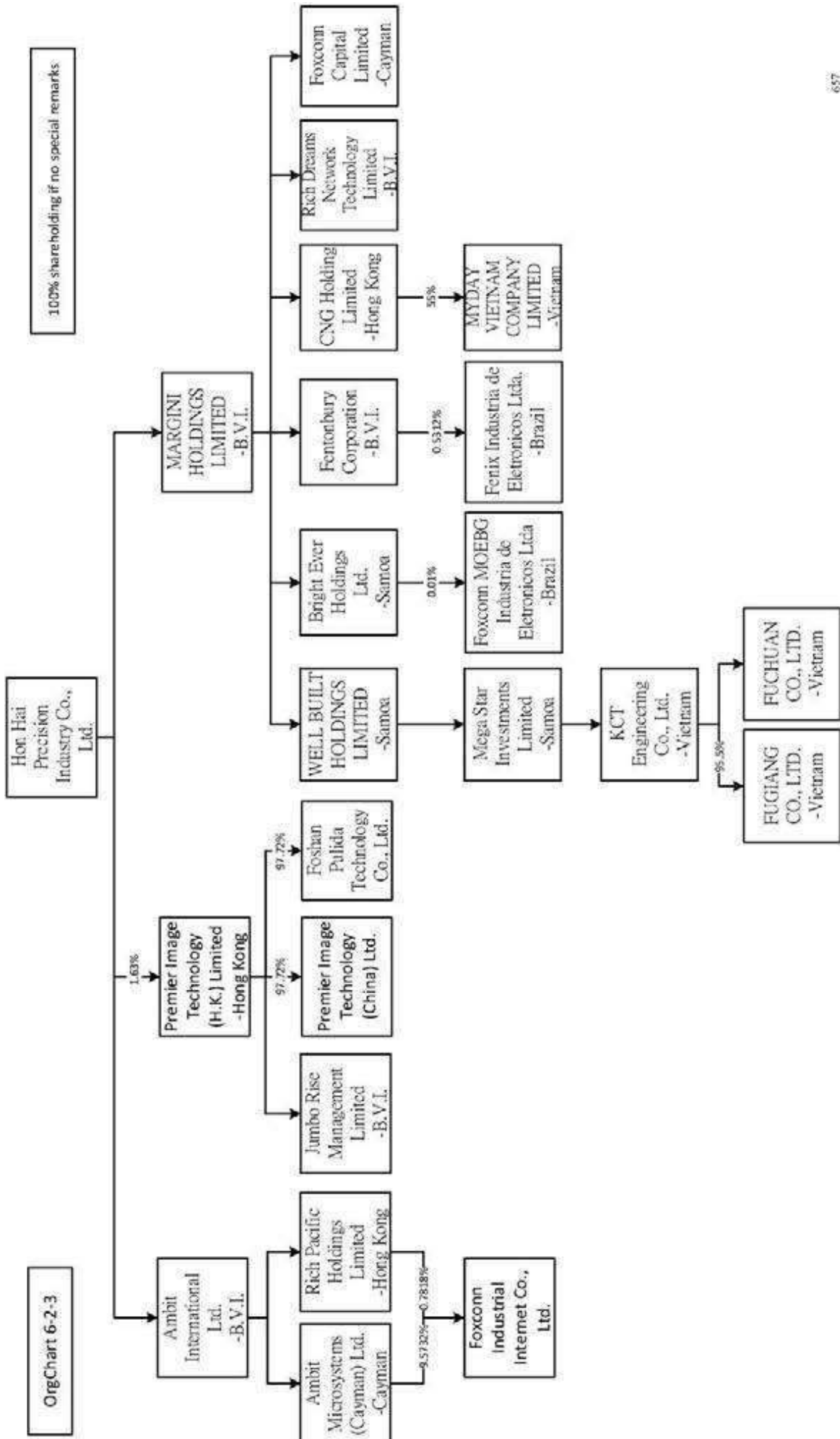
100% shareholding if no special remarks



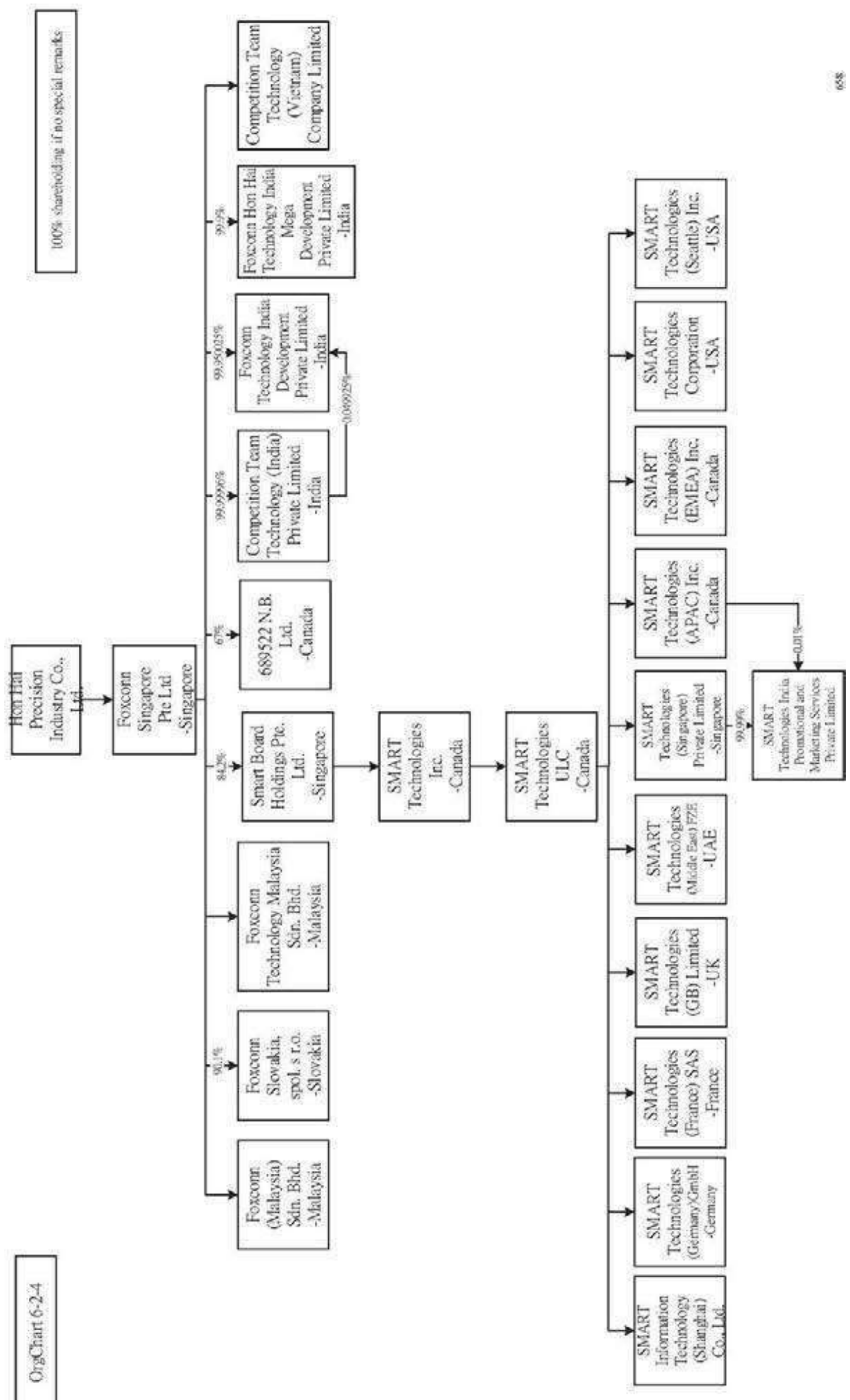
OrgChart 6-2-2

100% shareholding, if no special remarks

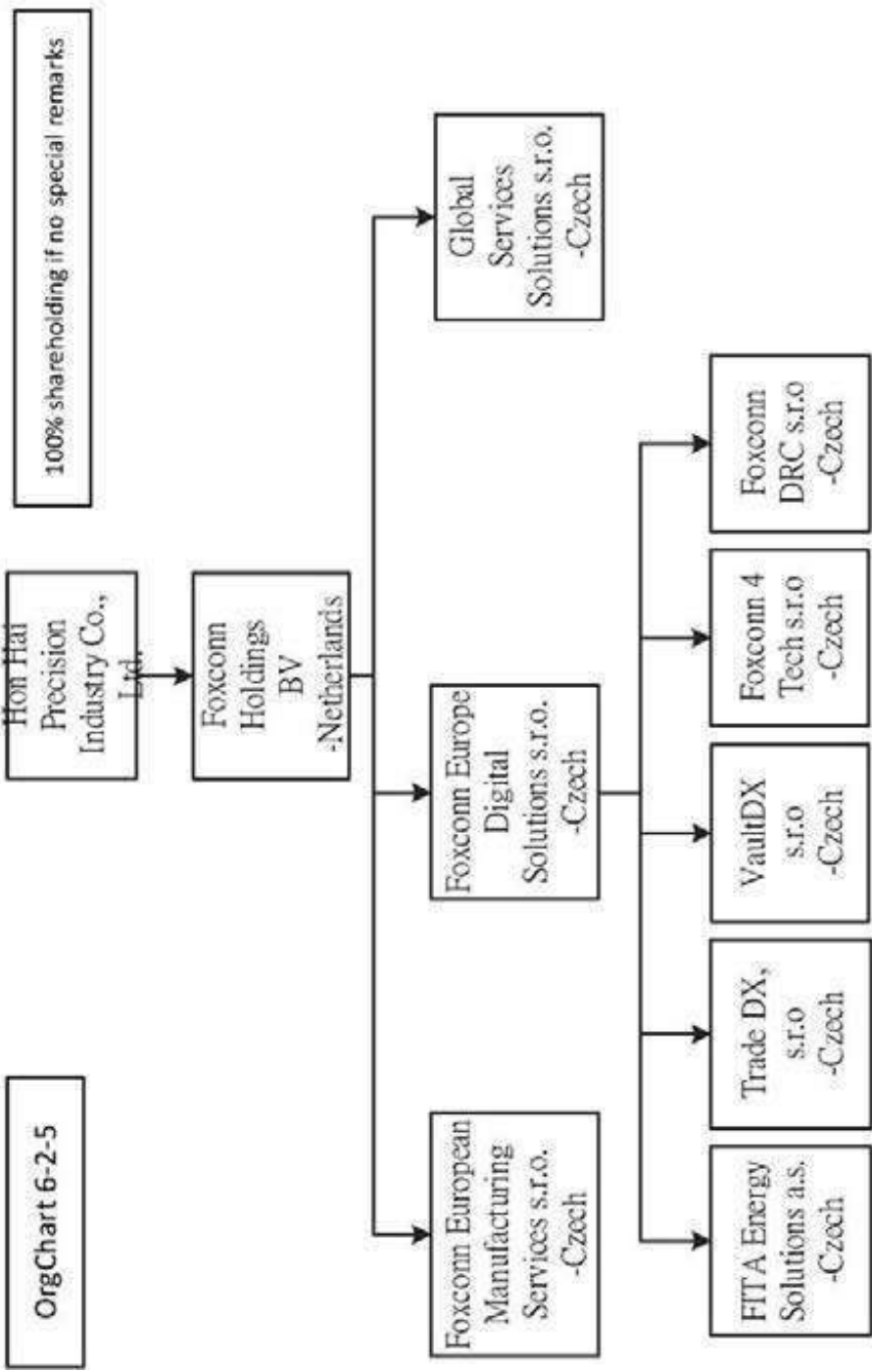




OrgChart 6-2-4



100% shareholding if no special remarks



OrgChart 6-2-5

**(b) Affiliated Companies Information**

Company name	Date of Establishment	Address	Paid in Capital
1st Special Material International Holdings Limited	2013/4/26	P.O. Box 31119 Grand Pavilion, Hibiscus Way, 802 West Bay Road, Grand Cayman, KY1-1205 Cayman Islands	US\$20,336,000
689522 N.B. Ltd.	2016/3/18	44 Chipman Hill Suite 1000, Saint John, New Brunswick, Canada, E2L 2A9	CAD100
ACHERNAR HOLDINGS LTD.	2017/5/26	P.O. Box 31119 Grand Pavilion, Hibiscus Way, 802 West Bay Road, Grand Cayman, KY1-1205 Cayman Islands	US\$19,000,000
AchernarTek Inc.	2020/10/16	9920 Pacific Heights Blvd, Suite 468, San Diego, CA 92121	US\$19,000,000
Adams Street Development, LLC	2017/8/31	1 S. Pinckney St. Ste. 700 Madison, WI 53703, United States of America	US\$20,000,000
Advance Automation Holding Co., Ltd.	2014/2/10	P.O. Box 31119 Grand Pavilion, Hibiscus Way, 802 West Bay Road, Grand Cayman, KY1-1205 Cayman Islands	US\$16,931,520.11
Advance Class Holdings Limited	1999/1/8	Vistra Corporate Services Centre, Wickhams Cay II, Road Town, Tortola, VG1110, British Virgin Islands	US\$6,105,211
AFE, INC.	2017/7/25	901 S. Whitney Way, Madison, WI 53711, United States of America	US\$116,500,000
Aguila Convergence Worldwide, Inc.	2017/5/11	1581 S. Perry Road, Plainfield, IN, 46168, USA	US\$100,000
Ambit International Limited	2003/1/30	Clarence Thomas Building, P.O. Box 4649, Road Town, Tortola, British Virgin Islands.	US\$74,572,281
Ambit Microsystems (Cayman) Ltd.	2003/1/30	Suite 102, Cannon Place, P.O. Box 712, North Sound Rd., George Town, Grand Cayman, KY1-9006, Cayman Islands	US\$70,867,141.32
Anrui Holdings Ltd.	2004/8/31	Vistra Corporate Services Centre, Wickhams Cay II, Road Town, Tortola, VG1110, British Virgin Islands	US\$1,500,000
Apex Gold Limited	2012/6/19	P.O. Box 31119 Grand Pavilion, Hibiscus Way, 802 West Bay Road, Grand Cayman, KY1-1205 Cayman Islands	US\$1,500,000
Aptech Electronics Pte. Ltd.	2015/4/21	54 Genting Lane #03-05, Ruby Lane Complex Singapore (349562)	US\$325,006
Argyle Holdings Limited	1998/4/23	Vistra Corporate Services Centre, Ground Floor NPF Building, Beach Road, Apia, Samoa	US\$286,071,116.02
Armada Holdings Limited	1997/5/7	Vistra Corporate Services Centre, Marlborough & Queen Street, Nassau, New Providence, Bahamas	US\$78,197,075
Asia Pacific Telecom Hong Kong Co., Ltd.	2000/11/17	29th Floor, Edinburgh Tower, The Landmark, 15 Queen's Road Central, Central, Hong Kong	HK\$7,800,002
Asia Sino Industrial Limited	2007/10/18	Level 54, Hopewell Centre, 183 Queen's Road East, Hong Kong.	HK\$1,382,244,482
Asian Luck Industrial Limited	1998/10/22	Vistra Corporate Services Centre, Wickhams Cay II, Road Town, Tortola, VG1110, British Virgin Islands	US\$5,700,000
Asiawell Engineering Limited	2009/8/3	8/F., Peninsula Tower, 538 Castle Peak Road, Cheung Sha Wan, Kowloon, Hong Kong	HK\$56,468,107

Company name	Date of Establishment	Address	Paid in Capital
BAKER STREET LLC	2018/6/25	901 S. Whitney Way, Madison, WI 53711, United States of America	US\$52,000,000
Bang Tai International Logistics Co., Limited	2014/6/5	10 SIU HUM TSUEN, SAN TIN, YUEN LONG, NEW TERRITORIES, HONG KONG	HK\$10,000,000
Belkin Asia Pacific Ltd.	2005/7/21	Room 2601, 26th Floor, Octa Tower, 8 Lam Chak Street, Kowloon Bay, Kowloon, Hong Kong	HK\$775,000
Belkin BV	1998/11/6	Herikerbergweg 106, 1101 CM Amsterdam, Netherlands	EUR20,000
Belkin C.V. (US), Inc.	2008/9/5	160 Greentree Drive Suite 101, Dover Delaware 19904 (Country of Kent)	US\$0
Belkin Canada Corporation	2001/12/17	1959 UPPER WATER STREET, SUITE 900, HALIFAX NS B3J 3N2, Canada	CAD75,000
Belkin Echo B.V.	2016/6/7	Herikerbergweg 106, 1101 CM Amsterdam, Netherlands	EUR1
Belkin Echo Holdings LLC	2016/4/22	160 Greentree Drive Suite 101, Dover Delaware 19904 (Country of Kent)	US\$0
Belkin GmbH (Germany)	2000/8/25	Otto-Hahn-Str. 20, 85609 Aschheim	EUR25,000
Belkin HK Technology Limited	2006/12/15	Room 2601, 26th Floor, Octa Tower, 8 Lam Chak Street, Kowloon Bay, Kowloon, Hong Kong	HK\$11,458,778.95
Belkin Hong Kong Limited	2005/4/20	Room 2601, 26th Floor, Octa Tower, 8 Lam Chak Street, Kowloon Bay, Kowloon, Hong Kong	HK\$2,400,000
Belkin Inc.	2003/7/1	160 Greentree Drive Suite 101, Dover Delaware 19904 (Country of Kent)	US\$1
Belkin India Private Limited	2009/4/16	27, First Floor, Babar Lane, Bengali Market New Delhi, Central Delhi, Delhi, 110001, India	INR7,750,000
Belkin International, Inc	2002/6/14	The Corporation Trust Company, 1209 Orange St. Wilmington, DE 19801	US\$0
Belkin KK	2006/6/30	1-27-11, Taitou, Taitou-ku, Tokyo, 110 0016, Japan	JPY10,000,000
Belkin Limited -Australia	2000/12/15	4 Pioneer Ave Tuggerah Business Park Tuggerah NSW 2259	AUD7,100,000
Belkin Limited -Korea	2008/7/2	8 Floor, 601, Yeoksam-ro, Gangnam-gu, Seoul	KRW75,000,000
Belkin Limited -UK	1996/3/6	c/o Bryan Cave Leighton Paisner LLP Adelaide House London Bridge London EC4R 9HA	GBP2,010,000
Belkin PTE Limited	2003/8/28	80 Robinson Road #02-00 Singapore 068898	SGD200,000
Belkin SAS	2001/5/28	165 Avenue du Bois de la Pie, ZAC de Paris Nord 2, Parc des Reflets, 95700 Roissy-en-France	EUR38,200
Best Behaviour Holdings Limited	1998/11/20	Vistra Corporate Services Centre, Wickhams Cay II, Road Town, Tortola, VG1110, British Virgin Islands	US\$6,650,191,591
Best Behaviour Limited	1998/5/18	Vistra Corporate Services Centre, Wickhams Cay II, Road Town, Tortola, VG1110, British Virgin Islands	US\$443,681,002
Best Ever Industries Limited	1999/7/2	Vistra Corporate Services Centre, Wickhams Cay II, Road Town, Tortola, VG1110, British Virgin Islands	US\$5,000,001
BEST EVER PTE. LTD.	2021/2/24	54 Genting lane #03-05 Ruby Land Complex Singapore (349562)	US\$2,150,000

Company name	Date of Establishment	Address	Paid in Capital
BEST EVER TECHNOLOGY INDIA PRIVATE LIMITED	2021/6/1	PLOT NO. 1 & 1A, UR NAGAR EXTENSION ANNA NAGAR WEST EXTENSION, CHENNAI Chennai TN 600050 IN	INR1,000,000
Best Gold Trading Limited	1999/1/8	Vistra Corporate Services Centre, Wickhams Cay II, Road Town, Tortola, VG1110, British Virgin Islands	US\$55,588,000
Best Leap Enterprises Limited	2007/11/29	Vistra Corporate Services Centre, Wickhams Cay II, Road Town, Tortola, VG1110, British Virgin Islands	US\$1
Beten (Cayman) Limited	2015/1/2	P.O. Box 31119 Grand Pavilion, Hibiscus Way, 802 West Bay Road, Grand Cayman, KY1-1205 Cayman Islands	US\$1,750,000
Beyond Maximum Industrial Limited	1997/5/13	Vistra Corporate Services Centre, Marlborough & Queen Street, Nassau, New Providence, Bahamas	US\$5,000
Bharat FIH Limited	2015/5/1	M-2B, DTA AREA, SIPCOT Industrial Park, PHASE - II, Chennai-Bangalore NH- 4, Sunguvarchatram, Sriperumbudur, Kancheepuram, Tamil Nadu, India, 602106	INR23,809,449,800
Big Build Enterprises Limited	2014/1/6	Vistra Corporate Services Centre, Wickhams Cay II, Road Town, Tortola, VG1110, British Virgin Islands	US\$1
Big Innovation Holdings Limited	2014/5/5	P.O. Box 31119 Grand Pavilion, Hibiscus Way, 802 West Bay Road, Grand Cayman, KY1-1205 Cayman Islands	US\$36,026,842.31
Breaktime Ltd.	2017/5/31	P.O. Box 31119 Grand Pavilion, Hibiscus Way, 802 West Bay Road, Grand Cayman, KY1-1205 Cayman Islands	US\$2,413,800
Bright Ever Holdings Ltd.	2006/1/9	Vistra Corporate Services Centre, Ground Floor NPF Building, Beach Road, Apia, Samoa	US\$247,095,842
Broad Praise Limited	2015/8/12	Vistra Corporate Services Centre, Wickhams Cay II, Road Town, Tortola, VG1110, British Virgin Islands	US\$1
Burrage Capital Healthcare Offshore Fund II, Ltd.	2010/10/1	P.O. Box 31119 Grand Pavilion, Hibiscus Way, 802 West Bay Road, Grand Cayman, KY1-1205 Cayman Islands	US\$15,000,000
Cai Hung Ning Cloud Application Services Co., Ltd.	2015/1/21	Vistra Corporate Services Centre, Ground Floor NPF Building, Beach Road, Apia, Samoa	US\$30,960
Carston Limited	1998/6/29	Vistra Corporate Services Centre, Marlborough & Queen Street, Nassau, New Providence, Bahamas	US\$155,187,001
Chained Finance Limited	2017/1/18	4th Floor, Harbour Place, 103 South Church Street, P.O. Box 10240, Grand Cayman KY1-1002.	US\$3,749.5
Chained Finance Limited	2017/4/11	10/F HONGKONG OFFSHORE CTR NO 28 AUSTIN AVENUE TST KLN HONG KONG	HKD1
Champion Era Limited	2017/5/23	Vistra Corporate Services Centre, Wickhams Cay II, Road Town, Tortola, VG1110, British Virgin Islands	US\$1,580,001
ChanterAnts Enterprise Application Cloud Services Co., Ltd.	2015/1/2	P.O. Box 31119 Grand Pavilion, Hibiscus Way, 802 West Bay Road, Grand Cayman, KY1-1205 Cayman Islands	US\$30,960



Company name	Date of Establishment	Address	Paid in Capital
Charm Prestige Limited	2016/2/1	Vistra Corporate Services Centre, Wickhams Cay II, Road Town, Tortola, VG1110, British Virgin Islands	US\$1
Cheong Hing Limited	1997/5/21	Vistra Corporate Services Centre, Marlborough & Queen Street, Nassau, New Providence, Bahamas	US\$125,000
Chief Expertise Limited	2015/8/25	Vistra Corporate Services Centre, Wickhams Cay II, Road Town, Tortola, VG1110, British Virgin Islands	US\$1
China Galaxy Enterprises Limited	2007/11/29	Level 54, Hopewell Centre, 183 Queen's Road East, Hong Kong.	HK\$32,263,250,179
Choice Green Limited	2014/9/29	Vistra Corporate Services Centre, Wickhams Cay II, Road Town, Tortola, VG1110, British Virgin Islands	US\$1
Chong Shing Group Ltd.	1997/8/22	Vistra Corporate Services Centre, Wickhams Cay II, Road Town, Tortola, VG1110, British Virgin Islands	US\$7,840,000
Ci Fu Technology Holding Limited	2012/10/16	P.O. Box 31119 Grand Pavilion, Hibiscus Way, 802 West Bay Road, Grand Cayman, KY1-1205 Cayman Islands	US\$87,812,713.34
CircuTech Australia Pty. Ltd.	2020/12/15	Unit 1, 40 Brodie Street, Rydalmere, NSW 2116	AUD1
CircuTech Enterprises (HK) Limited	2014/6/24	Flat 1001, 10/F, Houston Centre, 63 Mody Road, Tsim Sha Tsui East, Hong Kong	HK\$1,000
CircuTech Holdings (Singapore) Pte. Ltd.	2016/10/5	1 SCOTTS ROAD #24-10 SHAW CENTRE SINGAPORE(228208)	SGD1
CircuTech Holdings Alliances (Netherlands) B. V.	2016/8/30	Muskushouwsestraat 42, 6666MC Heteren	EUR0.01
CircuTech Inc.	2016/11/17	3500 S DuPont Highway, Dover, Kent County, DE 19901	US\$1,000
CircuTech International Holdings Limited	2000/8/24	Cricket Square, Hutchins Drive, P.O. Box 2681, Grand Cayman KY1-1111, Cayman Islands	HK\$4,686,756.6
CircuTech Investment Holdings (BVI) Limited	2016/8/19	Palm Grove House, P.O. Box 438, Road Town, Tortola, B.V.I.	US\$1
CircuTech Investment Limited	2016/8/26	Flat 1001, 10/F, Houston Centre, 63 Mody Road, Tsim Sha Tsui East, Hong Kong	HK\$1
CircuTech Japan K.K.	2017/4/14	Tokyo Club Building 11F, 3-2-6 Kasumigaseki, Chiyoda-ku, Tokyo	JPY100,000
Clear Merits Limited	2013/5/13	P.O. Box 31119 Grand Pavilion, Hibiscus Way, 802 West Bay Road, Grand Cayman, KY1-1205 Cayman Islands	US\$20,737,000
Clearer Energy Limited	2012/4/13	P.O. Box 31119 Grand Pavilion, Hibiscus Way, 802 West Bay Road, Grand Cayman, KY1-1205 Cayman Islands	US\$6,000,000
Cloud Network Technology (Samoa) Limited	2017/5/29	Vistra Corporate Services Centre, Ground Floor NPF Building, Beach Road, Apia, Samoa	US\$10,000
Cloud Network Technology Kft.	2017/5/30	2900 Komarom Banki Donatu.1. Hungary	US\$135,000,000
Cloud Network Technology Singapore Pte. Ltd.	2017/5/4	54 Genting Lane #03-05, Ruby Lane Complex Singapore (349562)	US\$127,000,000
Cloud Network Technology USA Inc.	2017/5/10	8801 Fallbrook Drive Houston, TX 77064	US\$10,000

<b>Company name</b>	<b>Date of Establishment</b>	<b>Address</b>	<b>Paid in Capital</b>
CMM Service Pte. Ltd.	2005/2/4	54 Genting Lane #03-05, Ruby Lane Complex Singapore (349562)	SGD14,906,805
CNG Holding Limited	2015/9/17	Level 54, Hopewell Centre, 183 Queen's Road East, Hong Kong.	HK\$699,050
CNTouch Inc.	2013/4/26	P.O. Box 31119 Grand Pavilion, Hibiscus Way, 802 West Bay Road, Grand Cayman, KY1-1205 Cayman Islands	US\$61,653,048
Colour Full Limited	2015/12/16	Vistra Corporate Services Centre, Wickhams Cay II, Road Town, Tortola, VG1110, British Virgin Islands	US\$1,505,422
Commercial Success Enterprises Ltd.	1999/6/18	Vistra Corporate Services Centre, Wickhams Cay II, Road Town, Tortola, VG1110, British Virgin Islands	US\$30,765,553.12
Competition Optical Technology Ltd.	1998/9/14	Units 23, 26/F Tuen Mun Central Square 22 Hoi Wing Road, Tuen Mun, New Territories, Hong Kong.	USD180,800,000
Competition Team Ireland Limited	2011/6/10	Unit H, Building 2100, Cork Airport Business Park, Cork, Ireland-T12YN0K	US\$2,709,200
Competition Team Technologies Limited	1997/5/13	Vistra Corporate Services Centre, Marlborough & Queen Street, Nassau, New Providence, Bahamas	US\$5,000
Competition Team Technology (India) Private Limited	2014/12/16	600B, 800B,900,IndoSpace Industrial Park Oragadam, Block B,Panrutti Village,Oragadam Wallajabad Road, Sriperumbudur Taluk Kancheepuram TN 631604 IN	Rs254,814,900
Competition Team Technology (Vietnam) Company Limited	2019/10/7	Lot CN-05, Dong Mai Industrial Zone, Dong Mai Ward, Quang Yen town, Quang Ninh Province, Vietnam	US\$73,100,000
Competition Team Technology Mexico S.A. de C.V.	2016/9/27	Av. Dr. Atl. No 2031-402, Colonia Zona Urbana Rio Tijuana, Tijuana, Baja California, C.P. 22010	MXN47,163,000
Competition Team Technology USA Inc.	2015/6/2	1320 Valley Vista Drive, STE 204, Diamond Bar, CA 91765	US\$10,000
Competition Team Trading (India) Private Limited	2016/3/11	B10, PLOT - 8, WADALA UDYOG BH AVAN WADALA MUMBAI Mumbai City MH 400031 IN	INR100,000
Creative Group Limited	1995/5/3	Vistra Corporate Services Centre, Wickhams Cay II, Road Town, Tortola, VG1110, British Virgin Islands	US\$6,100,000
Crystal Entertainment Limited	2012/8/21	Suite 1222, 12/F., Leighton Centre, 77 Leighton Road, Causeway Bay, HongKong.	US\$1,500,000
Cybernet Venture Capital Corporation	2000/11/1	Vistra Corporate Services Centre, Wickhams Cay II, Road Town, Tortola, VG1110, British Virgin Islands	US\$990,944,529
Cybertan Technology Corp.	2002/2/6	Vistra Corporate Services Centre, Wickhams Cay II, Road Town, Tortola, VG1110, British Virgin Islands	US\$272,519,097
Dominant Elite Holding Ltd.	2004/2/18	Vistra Corporate Services Centre, Wickhams Cay II, Road Town, Tortola, VG1110, British Virgin Islands	US\$178,545,482
Dudoo Ltd.	2017/5/16	P.O. Box 31119 Grand Pavilion, Hibiscus Way, 802 West Bay Road, Grand Cayman, KY1-1205 Cayman Islands	US\$3,628,608
Eastern Leap Holdings Limited	2007/10/29	Vistra Corporate Services Centre, Wickhams Cay II, Road Town, Tortola, VG1110, British Virgin Islands	US\$20,000,001

Company name	Date of Establishment	Address	Paid in Capital
Eastern Source Investments Limited	2006/4/6	Vistra Corporate Services Centre, Wickhams Cay II, Road Town, Tortola, VG1110, British Virgin Islands	US\$52,602,500
Eastern Tiger Holdings Ltd.	1998/3/18	Vistra Corporate Services Centre, Wickhams Cay II, Road Town, Tortola, VG1110, British Virgin Islands	US\$117,110,300
Easywell Investment Limited	2007/12/19	Level 54, Hopewell Centre, 183 Queen's Road East, Hong Kong.	HK\$2,842,007,750
EBO International Inc.	2012/9/17	Vistra Corporate Services Centre, Wickhams Cay II, Road Town, Tortola, VG1110, British Virgin Islands	US\$25,909,995
eCMM Services Inc.	2010/9/1	1320 Valley Vista Drive, STE 204, Diamond Bar, CA 91765	US\$6,000,000
eCMMS Precision Singapore Pte. Ltd.	2015/2/6	54 Genting Lane #03-05, Ruby Lane Complex Singapore (349562)	US\$343,010,000
eCMMS S.A. de C.V.	2004/1/26	Blvd. Oscar Flores No. 8951, Col. Puente Alto., Cd. Juarez Chihuahua. Mexico C.P. 32690	MXN112,334,845
Eco Clean Technology Inc.	2012/5/25	P.O. Box 31119 Grand Pavilion, Hibiscus Way, 802 West Bay Road, Grand Cayman, KY1-1205 Cayman Islands	US\$1,001,000
Efeihu (HongKong) Limited	2015/10/12	Level 54, Hopewell Centre, 183 Queen's Road East, Hong Kong.	US\$3,193,352
Efeihu Holdings Limited	2015/8/10	P.O. Box 31119 Grand Pavilion, Hibiscus Way, 802 West Bay Road, Grand Cayman, KY1-1205 Cayman Islands	US\$3,193,352
Elegant Enterprises Ltd.	1995/8/10	Vistra Corporate Services Centre, Marlborough & Queen Street, Nassau, New Providence, Bahamas	US\$25,710,654
Eliteday Enterprises Limited	2007/10/29	Vistra Corporate Services Centre, Wickhams Cay II, Road Town, Tortola, VG1110, British Virgin Islands	US\$1
Empower SCMLimited	2017/2/17	10 Siu Hum Tsuen, Ka Lung Road, San Tin Yuen Long, N.T., HongKong	HK\$27,000,000
ENHANCE EARN INTL LTD.	2017/5/1	2nd Floor, Building B, SNPF Plaza, Savalalo, Apia, Samoa	US\$100,000
Enormous Technology Inc.	2020/5/27	901 Campisi Way, Suite 260, Campbell, CA 95008	US\$10,000
Ensky Technology Pte. Ltd.	2006/10/9	111 Somerset Road #13-33 111 Somerset Singapore (238164)	US\$2,000,000
Enterway, Inc.	1995/9/7	Corporation Trust Center, 1209 Orange Street, New Castle County, Wilmington, Delaware 19801	US\$13,372,740
E-Solution Enterprises Limited	2000/5/2	Vistra Corporate Services Centre, Wickhams Cay II, Road Town, Tortola, VG1110, British Virgin Islands	US\$25,726,818
Ever Lucky Industrial Limited	2007/9/4	8/F., Peninsula Tower, 538 Castle Peak Road, Cheung Sha Wan, Kowloon, Hong Kong	HK\$532,019,203
Excel Loyal International Limited	2006/8/10	Vistra Corporate Services Centre, Wickhams Cay II, Road Town, Tortola, VG1110, British Virgin Islands	US\$4,005,000
Excel True Holdings Limited	2005/10/18	Vistra Corporate Services Centre, Wickhams Cay II, Road Town, Tortola, VG1110, British Virgin Islands	US\$94,474,500
Excel Victory Ltd.	2009/8/18	Vistra Corporate Services Centre, Ground Floor NPF Building, Beach Road, Apia, Samoa	US\$9,000,000

Company name	Date of Establishment	Address	Paid in Capital
Execustar International Limited	2000/3/13	P.O. Box 31119 Grand Pavilion, Hibiscus Way, 802 West Bay Road, Grand Cayman, KY1-1205 Cayman Islands	US\$1,368,474,011
Expressive Profits Incorporated.	1999/2/2	Vistra Corporate Services Centre, Wickhams Cay II, Road Town, Tortola, VG1110, British Virgin Islands	US\$34,899,905
Extra High Enterprises Limited	2007/12/3	Vistra Corporate Services Centre, Wickhams Cay II, Road Town, Tortola, VG1110, British Virgin Islands	US\$6,150,001
Extra Right Enterprises Limited	2007/10/26	Vistra Corporate Services Centre, Wickhams Cay II, Road Town, Tortola, VG1110, British Virgin Islands	US\$1
Fabrigene Limited	2016/10/18	P.O. Box 31119 Grand Pavilion, Hibiscus Way, 802 West Bay Road, Grand Cayman, KY1-1205 Cayman Islands	US\$94,000,894
Fair Pacific Holdings Limited	2007/11/22	Level 54, Hopewell Centre, 183 Queen's Road East, Hong Kong.	HK\$166,888,300
Falcon Precision Trading Pte. Ltd.	2015/5/6	54 Genting Lane #03-05, Ruby Lane Complex Singapore (349562)	US\$1
Famous Rise International Limited	2006/12/12	Vistra Corporate Services Centre, Ground Floor NPF Building, Beach Road, Apia, Samoa	US\$13,384,163
FAST VICTOR LIMITED	2011/2/3	Vistra Corporate Services Centre, Ground Floor NPF Building, Beach Road, Apia, Samoa	US\$1
FE Capital Management Corporation	2018/8/10	611 E. WISCONSIN AVE. MILWAUKEE, WI 53202, United States of America	US\$4,011,850
FE Graham LLC	2018/11/27	611 E. WISCONSIN AVE. MILWAUKEE, WI 53202, United States of America	US\$0
FE Haymarket LLC	2018/10/27	611 E. WISCONSIN AVE. MILWAUKEE, WI 53202, United States of America	US\$0
FE HOLDINGS USA, INC.	2017/6/30	Corporation Trust Center, 1209 Orange Street, New Castle County, Wilmington, Delaware 19801	US\$704,300,000
FE Lake Street LLC	2018/11/14	901 S. Whitney Way, Madison, WI 53711, United States of America	US\$0
FE One Main LLC	2018/11/14	901 S. Whitney Way, Madison, WI 53711, United States of America	US\$0
FE One West Main Madison LLC	2019/2/14	611 E. WISCONSIN AVE. MILWAUKEE, WI 53202, United States of America	US\$0
FE Watermark LLC	2018/10/27	611 E. WISCONSIN AVE. MILWAUKEE, WI 53202, United States of America	US\$0
Fenix Industria de Eletronicos Ltda.	2010/5/10	Rua JOSÉ PALMA RENNÓ, 238 , Santa Rita do Sapucaí , Minas Gerais	BRL53,618,580
Fentonbury Corporation	1997/4/22	Vistra Corporate Services Centre, Wickhams Cay II, Road Town, Tortola, VG1110, British Virgin Islands	US\$17,527,541
FEWI Development Corporation	2017/8/16	901 S. Whitney Way, Madison, WI 53711, United States of America	US\$209,200,000
FG Innovation Company Limited	2018/2/14	Units 23, 26/F Tuen Mun Central Square 22 Hoi Wing Road, Tuen Mun, New Territories, Hong Kong.	US\$28,384,027

Company name	Date of Establishment	Address	Paid in Capital
FIH (Hong Kong) Limited	2008/1/31	8/F., Peninsula Tower, 538 Castle Peak Road, Cheung Sha Wan, Kowloon, Hong Kong	HK\$155,146,001
FIH Do Brasil Indústria e Comércio de Eletrônicos Ltda.	2005/3/16	Avenida Açaí, nº 1580, Distrito Industrial, Manaus, Estado do Amazonas, CEP: 69075-020	BRL550,532,590
FIH Europe Limited Liability Company	2003/6/13	2900 Komarom Banki Donatu.1. Hungary	HUF2,000,210,000
FIH India Developer Private Limited	2006/7/7	Sipcot High-Tech Sez, Plot No.M2A & M2B, Sipcot Industrial Park, Sunguvarchatram - 602105, Sriperumbudur Taluk, Kanchipuram, Kancheepuram District, Tamil Nadu	Rs3,747,500,000
FIH India Private Limited	2005/12/6	FLAT No.F3 First Floor Door No. 4/750, St. Xaviers Street, Pannur, Thiruvallur Tamil Nadu-602108, India	Rs3,069,681,000
FIH Mexico Industry SA de CV	2003/9/19	Avenida Cristobal Colon #20301, Colonia Las Aldabas, Chihuahua, Chih CP31170, Mexico	MXN 2,007,283,685
FIH Mobile Limited	2000/2/8	P.O. Box 31119 Grand Pavilion, Hibiscus Way, 802 West Bay Road, Grand Cayman, KY1-1205 Cayman Islands	US\$320,400,000.00
FIH Reynosa S.A. De C.V.	2006/10/24	Vía Lombardía, No. 604, Código Postal 31110, Colonia Saucito, Chihuahua, Chihuahua	MXN889,588,000
FIH Singapore Trading Pte. Ltd.	2017/6/1	111 Somerset Road #13-33 111 Somerset Singapore (238164)	US\$19,000,000
FII USA Inc	2018/11/14	901 S. Whitney Way, Madison, WI 53711, United States of America	US\$6,000,000
Fine Mechanical Co.,Ltd.	2014/6/13	Vistra Corporate Services Centre, Wickhams Cay II, Road Town, Tortola, VG1110, British Virgin Islands	US\$3,531,805.62
Fine Tech Corporation	2000/10/6	4-9-7 Higashi-kojiya, Ota-ku Tokyo, 144-0033 Japan	JPY2,218,000,000
First Honest Enterprises Limited	2011/7/29	Suite 1222, 12/F., Leighton Centre, 77 Leighton Road, Causeway Bay, HongKong.	HK\$23,745,600
First Special Material Holding Limited	2014/10/27	Vistra Corporate Services Centre, Wickhams Cay II, Road Town, Tortola, VG1110, British Virgin Islands	US\$18,500,000
FIT Electronics, Inc.	2013/12/20	2580 Orchard Pkwy #100, San Jose, CA 95131	US\$1,332,610.50
FIT Optoelectrónica de México S. de R.L. de C.V.	2016/1/7	Oriente 2 # 40 Ciudad Industrial, Matamoros, Tamaulipas, México C.P. 87494	MXN3,000
FITA Energy Solutions a.s.	2018/4/27	U Zamecku 27, 530 03 Pardubice, Czech Republic	CZK 2,000,000
Flying Tiger Holdings Co.,Ltd.	2014/3/3	P.O. Box 31119 Grand Pavilion, Hibiscus Way, 802 West Bay Road, Grand Cayman, KY1-1205 Cayman Islands	US\$216,738,479.83
Focus PC Enterprises Limited	1996/5/28	Units 23, 26/F Tuen Mun Central Square 22 Hoi Wing Road, Tuen Mun, New Territories, Hong Kong.	HK\$10,000
Fortunate Luck Limited	2016/1/20	Vistra Corporate Services Centre, Wickhams Cay II, Road Town, Tortola, VG1110, British Virgin Islands	US\$1
Fortunebay Technology Pte. Ltd.	2017/11/27	54 Genting Lane #03-05, Ruby Lane Complex Singapore (349562)	US\$1,716,667

Company name	Date of Establishment	Address	Paid in Capital
Foxconn (Far East) Holdings Limited	1997/3/6	Vistra Corporate Services Centre, Marlborough & Queen Street, Nassau, New Providence, Bahamas	US\$3,759
Foxconn (Far East) Limited -Cayman	1996/1/25	P.O. Box 31119 Grand Pavilion, Hibiscus Way, 802 West Bay Road, Grand Cayman, KY1-1205 Cayman Islands	US\$7,809,628,745
Foxconn (Far East) Limited -HK	1988/12/29	Units 23, 26/F Tuen Mun Central Square 22 Hoi Wing Road, Tuen Mun, New Territories, Hong Kong.	HK\$4,266,601,370
Foxconn (Malaysia) Sdn. Bhd.	1989/8/15	170-09-01, LIVINGSTON TOWER, JALAN ARGYLL, 10050 GEORGE TOWN PULAU PINANG MALAYSIA	MYR100,000
Foxconn 4 Tech s.r.o	2015/8/27	Republic	CZK 200,000
Foxconn Assembly Holding Corporation	2001/2/23	4625 WEST NEVSO DR. STE 2 & 3, Las Vegas, NV, 89103, USA	US\$9,330,000
Foxconn Assembly LLC	2001/2/23	8801 Fallbrook Drive Houston, TX 77064	US\$8,830,000
Foxconn Asset Management LLC.	2000/8/24	1688 Richard Avenue Santa Clara, CA 95050 USA	US\$35,522,693.69
Foxconn Assets Management Limited	2000/6/13	Vistra Corporate Services Centre, Wickhams Cay II, Road Town, Tortola, VG1110, British Virgin Islands	US\$34,803,148.69
Foxconn Australia Ptv Ltd	2005/5/17	Unit 6, 40 Brodie Street, Rydalmere NSW 2116, Australia	US\$2,238,066.46
Foxconn Baja California S.A. de C.V.	1985/10/29	Laguna Mainar 5520, Col El Lago, Tijuana Baja California C.P. 22210	MXN44,180,612
Foxconn Brasil Industria e Comercio Ltda.	2006/8/10	Avenida Marginal Rodovia dos Bandeirantes No. 800, lot area 1, Bairro Engordadouro, city of Jundiá, state of São Paulo, postal code: 13213-008	BRL234,108,849
Foxconn Brasil Tecnologia Ltda.	2015/3/20	Marginal da Rodovia dos Bandeirantes, 800, blocos 7/8, Engordadouro, Jundiá, SP, CEP: 13.213-008	BRL10,000,000
Foxconn Capital Limited	2019/1/21	P.O. Box 31119 Grand Pavilion, Hibiscus Way, 802 West Bay Road, Grand Cayman, KY1-1205 Cayman Islands	US\$1
Foxconn Corporation	1997/1/1	8801 Fallbrook Drive Houston, TX 77064	US\$12,136,000
Foxconn CZ s.r.o.	2000/5/18	Republic	CZK2,831,440,000
Foxconn Digital Manufacturing Solutions, S.A. de C.V.	2011/8/25	Blvd. Oscar Flores No. 8951, Col. Puente Alto., Cd. Juarez Chihuahua. Mexico C.P. 32690	MXN 100,000
Foxconn DRC s.r.o	2015/8/27	Republic	CZK 200,000
Foxconn Electronics, Inc.	1997/11/26	1688 Richard Avenue Santa Clara, CA 95050 USA	US\$900,000
Foxconn eMS, Inc.	1996/5/9	8807 Fallbrook Dr Houston, TX 77064	US\$5,885,011
Foxconn Energy Holdings Limited	2011/7/29	P.O. Box 31119 Grand Pavilion, Hibiscus Way, 802 West Bay Road, Grand Cayman, KY1-1205 Cayman Islands	US\$55,035,000
Foxconn Europe Digital Solutions s.r.o.	2015/9/10	Republic	CZK 200,000
Foxconn European Manufacturing Services s.r.o.	2002/2/21	Republic	CZK100,000,000

Company name	Date of Establishment	Address	Paid in Capital
Foxconn EV Energy LLC	2021/11/4	4568 Mayfield Road,Suite 204,Cleveland,OH 44121	US\$103,000,000
Foxconn EV System LLC	2021/11/4	4568 Mayfield Road,Suite 204,Cleveland,OH 44121	0
Foxconn EV Technology Inc.	2021/10/19	4568 Mayfield Road,Suite 204,Cleveland,OH 44121	0
Foxconn Holding Limited	1994/10/4	Vistra Corporate Services Centre, Wickhams Cay II, Road Town, Tortola, VG1110, British Virgin Islands	US\$1,570,510,512
Foxconn Holdings B.V.	1989/7/14	Prins Bernhardplein 200, 1097JB Amsterdam, the Netherlands	EUR18,151.21
Foxconn Hon Hai Technology India Mega Development Private Limited	2015/11/12	Flat No.1202, B WING, BUILDING NO.43, VENUS TOWER, VEERA DESAI ROAD, AZAD NAGAR, ANDHERI WEST MUMBAI, Mumbai City, Maharashtra, 400053 IN	Rs15,561,107,000
Foxconn Image & Printing Product Pte. Ltd.	2008/10/6	54 Genting Lane #03-05, Ruby Lane Complex Singapore (349562)	US\$6,000,000
Foxconn Industrial Internet (Japan) Co.,Ltd.	2016/5/12	4-9-7 Higashi-kojiya, Ota-ku Tokyo, 144-0033 Japan	JPY19,000,000
Foxconn Interconnect Technology Japan Co., Ltd.	2014/9/17	3-9-5 Shin-Yokohama, Shin-Yokohama, Yokohama	JPY10,000,000
Foxconn Interconnect Technology Limited	2013/4/8	Cricknet Square Hutchins Drive P.O. Box 2681 Grand Cayman KY1-1111 Cayman Islands	US\$135,893,000
Foxconn Interconnect Technology Singapore Pte. Ltd.	2013/6/17	54 Genting Lane #03-05, Ruby Lane Complex Singapore (349562)	US\$1,126,509,441
Foxconn International Investment Corporation	1999/1/6	Vistra Corporate Services Centre, Wickhams Cay II, Road Town, Tortola, VG1110, British Virgin Islands	US\$62,056,339
Foxconn Japan Co., Limited	1996/12/10	3-9-5 Yokohama, Yokohama City, Kanagawa Prefecture	JPY10,000,000
Foxconn Korea Limited	2010/6/25	#303, Lemon Sporex B/D 1276, Matan 3 dong, Young Tong Gu, Suwon-City, Kyunggin-do, Korea.	KRW900,000,000
Foxconn OE Technologies Inc.	2015/8/28	2580 Orchard Pkwy #100, San Jose, CA 95131	US\$19,918,688.09
Foxconn OE Technologies Singapore Pte. Ltd.	2015/8/25	54 Genting Lane #03-05, Ruby Lane Complex Singapore (349562)	US\$88,282,390
Foxconn Poland Sp. z o.o	2017/3/29	Ostaszewo 57B, 87-148 Lysomice, Poland	USD1,091,414
Foxconn Precision Imaging Pte. Ltd.	2017/10/16	111 Somerset Road #13-33 111 Somerset Singapore (238164)	US\$50,000,000
Foxconn Precision International Limited	2016/4/8	Level 54, Hopewell Centre, 183 Queen's Road East, Hong Kong.	US\$1
Foxconn Rus, LLC	2007/7/18	No.22, ulitsa Moiseyenko Street, St. Petersburg, Russia	RU\$863,913,996
Foxconn SA B.V.	2008/4/9	Prins Bernhardplein 200, 1097JB Amsterdam, the Netherlands	EUR72,163,188
Foxconn Singapore Pte Ltd	1992/2/19	54 Genting Lane #03-05, Ruby Lane Complex Singapore (349562)	SGD1,088,344,555
Foxconn Slovakia, spol. s r.o.	1996/2/9	Dolné Hony 29, 949 01 Nitra, Slovak Republic	EUR42,129,723
Foxconn Technology (India) Private Limited	2007/4/7	Sipcot High-Tech Sez, Sipcot Indl Park Phase Ii, Chennai-Bangalore Highway (Nh4), Sunguvarchatram, Sriperam Pudur, Chennai, Taimi Nadu-Tn 602106	Rs852,623,510
Foxconn Technology CZ s.r.o.	2007/5/16	Karlov 245, 284 01 Kutná Hora, Czech Republic	CZK2,729,000,000

Company name	Date of Establishment	Address	Paid in Capital
Foxconn Technology India Development Private Limited	2015/8/6	SB-173, 2ND FLOOR, HIGHLAND CORPORATE CENTRE MAJIWADA THANE WEST Thane MH 400608 IN	Rs200,100,000
Foxconn Technology Malaysia Sdn. Bhd.	2010/9/27	Lot 58802,58803 & 58806, Jalan Pekeliling Tanjung 27, Indahpura, Kulai, 81000 Johor	MYR7,704,500
Foxconn Technology Service and Logistics Limited	2021/10/4	Level 54, Hopewell Centre, 183 Queen's Road East, Hong Kong	US\$100,000
	2009/11/5	Avrupa Serbest Bolgesi 113 Ada 1 Parsel No: 24 Kat: 3 Corlu/TEKIRDAG	TRY16,977,175
Foxconn Ventures Pte. Ltd.	2000/1/22	80 Robinson Road #02-00 Singapore (068898)	SGD1,030,314,551
Foxconn MOEBG Industria de Eletronicos Ltda.	2007/8/10	Avenida Açai, 1.580 -A - Distrito Industrial, Manaus - Amazonas CEP: 69075-020.	BRL24,317,631
Foxconn/HonHai Logistics California LLC	2000/8/4	1320 Valley Vista Drive, STE 204, Diamond Bar, CA 91765	US\$20,000
Foxconn/HonHai Logistics Texas LLC	2000/8/22	10515 Okanella St. #800, Houston, TX77041	US\$50,000
FOXIA INC.	2017/5/9	P.O. Box 31119 Grand Pavilion, Hibiscus Way, 802 West Bay Road, Grand Cayman, KY1-1205 Cayman Islands	US\$1
Foxteq (UK) Limited	1997/11/4	13 Queens Road, Aberdeen, AB15 4YL	GBP100,000
Foxteq Holdings Inc.	1997/1/9	P.O. Box 31119 Grand Pavilion, Hibiscus Way, 802 West Bay Road, Grand Cayman, KY1-1205 Cayman Islands	US\$1,811,936,688
Foxteq Integration, Inc.	1996/12/2	P.O. Box 31119 Grand Pavilion, Hibiscus Way, 802 West Bay Road, Grand Cayman, KY1-1205 Cayman Islands	US\$1,021,734,598
Foxteq Mexico Developer S.A. De C.V.	2010/1/15	Boulevard International NO. 888 San Jeronimo, Cd. Juarez, Chihuahua CP 32505	MXN 7,081,000
Foxteq Services India Private Limited	2005/7/7	No. 28 (North Phase), Thiru-Vi-Ka Industrial Estate, Ekkaduthangal, Guindy. Chennai--600 097	INR8,690,437
Foxteq Services Japan Corporation	2007/7/23	17-9,Shimoda Togane Chiba 283-0013 Japan	JPY49,000,000
Fu Hong Enterprises Limited	2012/7/23	Vistra Corporate Services Centre, Wickhams Cay II, Road Town, Tortola, VG1110, British Virgin Islands	US\$3,060,001
Fu Jin Ji Co., Ltd.	2014/4/23	P.O. Box 31119 Grand Pavilion, Hibiscus Way, 802 West Bay Road, Grand Cayman, KY1-1205 Cayman Islands	US\$14,855,747
FU JIN JI NETWORK SCIENCE TECHNOLOGY (VIETNAM) COMPANY LIMITED	2017/6/29	2nd Floor, 25T2 Tower Building, Lot N05, Tran Duy Hung Street, Trung Hoa Commune, Cau Giay District, Ha Noi City, Viet Nam	VND23,197,000,000
Fu Lian Net International (Hong Kong) Limited	2015/2/9	Level 54, Hopewell Centre, 183 Queen's Road East, Hong Kong.	US\$17,352,500
Fu Lian Net International Ecommerce Limited	2014/11/24	P.O. Box 31119 Grand Pavilion, Hibiscus Way, 802 West Bay Road, Grand Cayman, KY1-1205 Cayman Islands	US\$17,352,500
FUCHUAN CO., LTD.	2008/7/18	Binh Xuyen Industrial District 2, Binh Xuyen County, Vinh Phuc Province, Vietnam	US\$11,111,680



Company name	Date of Establishment	Address	Paid in Capital
FUGIANG CO., LTD	2007/12/6	Van Trung Industrial Park, Van Trung commune, Viet Yen District, Bac Giang Provice, Vietnam	VND627,900,000,000
FUHONG Precision Component (Bac Giang) Limited	2007/2/12	Dinh Tram Industrial Park, Viet Yen District, Bac Giang Provice, Vietnam	US\$70,000,000
FuKang Technology Company limited	2021/1/20	Lot I, Quang Chau IP, Nenh town, Van Trung commune, Viet Yen District, Bac Giang Province, Vietnam.	US\$350,000,000
Full Bonus International Limited	2006/8/29	Vistra Corporate Services Centre, Ground Floor NPF Building, Beach Road, Apia, Samoa	US\$120,365,775
Fullertain Information Technologies Limited	1999/10/19	Vistra Corporate Services Centre, Wickhams Cay II, Road Town, Tortola, VG1110, British Virgin Islands	US\$43,000,000
FUNING Precision Component Co., LTD.	2007/1/31	Lot No. C3, Que Vo Industrial Park, Que Vo district, Bacninh Province, Vietnam	US\$80,000,000
Fushan Technology (Vietnam) Limited Liability Company	2011/11/15	No. 8, Road 6, VSIP Bac Ninh Industrial Park, Phu Chan Ward, Tu Son City, Bac Ninh Province, Vietnam	US\$33,000,000
FUSING International Inc.	2010/2/12	1320 Valley Vista Drive, STE 204, Diamond Bar, CA 91765	US\$28,000,001
FUSING International Inc. Pte. Ltd.	2008/7/18	54 Genting Lane #03-05, Ruby Lane Complex Singapore (349562)	US\$28,000,001
Fuyu Precision Component Co., Ltd.	2019/12/20	Lot M1 & lot F, Quang Chau Industrial Park, Van Trung Commune, Viet Yen District, Bac Giang Province, Vietnam	US\$90,000,000
Gain Legend Investment Limited	2007/11/29	Level 54, Hopewell Centre, 183 Queen's Road East, Hong Kong.	HK\$814,565,129
Genuine Giant Limited	2014/8/13	Vistra Corporate Services Centre, Wickhams Cay II, Road Town, Tortola, VG1110, British Virgin Islands	US\$1
Giant Wealth Holdings Limited	1998/3/18	Vistra Corporate Services Centre, Marlborough & Queen Street, Nassau, New Providence, Bahamas	US\$12,000,000
Global Delivery Service Holdings Ltd.	2008/1/24	P.O. Box 31119 Grand Pavilion, Hibiscus Way, 802 West Bay Road, Grand Cayman, KY1-1205 Cayman Islands	US\$13,000,100
GLOBAL SERVICES SOLUTIONS s.r.o.	2007/10/19	Republic	CZK16,000,000
Glorious Moon International Limited	2014/9/16	Vistra Corporate Services Centre, Wickhams Cay II, Road Town, Tortola, VG1110, British Virgin Islands	US\$1
Glorious Prospect Enterprises Limited	1998/1/2	Vistra Corporate Services Centre, Marlborough & Queen Street, Nassau, New Providence, Bahamas	US\$2
Glory Star Investments Limited	2007/1/3	Vistra Corporate Services Centre, Ground Floor NPF Building, Beach Road, Apia, Samoa	US\$70,000,000
Gold Charm Limited	2012/7/11	Vistra Corporate Services Centre, Ground Floor NPF Building, Beach Road, Apia, Samoa	US\$122,645,965
Golden Harvest Management Limited	1998/1/8	Vistra Corporate Services Centre, Marlborough & Queen Street, Nassau, New Providence, Bahamas	US\$40,798,519
Golden Tiger Precision Inc.	2015/5/14	1600 Memorex Drive, Santa Clara, CA 95050	US\$3,000,000
Granco Industrial Limited	2007/11/29	8/F., Peninsula Tower, 538 Castle Peak Road, Cheung Sha Wan, Kowloon, Hong Kong	HK\$58,449,751

Company name	Date of Establishment	Address	Paid in Capital
Grand Champion Trading Ltd.	1998/12/8	Vistra Corporate Services Centre, Wickhams Cay II, Road Town, Tortola, VG1110, British Virgin Islands	US\$305,701,954
Grand Deluxe Limited	2007/11/29	Level 54, Hopewell Centre, 183 Queen's Road East, Hong Kong.	HK\$255,744,801
Grand Occasion International Limited	1999/6/2	Vistra Corporate Services Centre, Wickhams Cay II, Road Town, Tortola, VG1110, British Virgin Islands	US\$65,200,400
Great Promote Limited	2016/2/1	Vistra Corporate Services Centre, Wickhams Cay II, Road Town, Tortola, VG1110, British Virgin Islands	US\$1
Great Sign Investments Limited	2014/1/6	Vistra Corporate Services Centre, Wickhams Cay II, Road Town, Tortola, VG1110, British Virgin Islands	US\$1,001,048
Hampden Investments Ltd.	1999/1/8	Vistra Corporate Services Centre, Ground Floor NPF Building, Beach Road, Apia, Samoa	US\$230,000
HCC Teletron (HK) Technology Co., Limited	2018/6/21	RM 1902 EASEY COMMBLOG 253-261 HENNESSY ROAD WANCHAI HK	HK\$10,000
HCM International Company	2012/11/28	P.O. Box 31119 Grand Pavilion, Hibiscus Way, 802 West Bay Road, Grand Cayman, KY1-1205 Cayman Islands	US\$54,838,885
HCS Audio Technology Limited	2009/8/24	FLAT/RM LMN BLK 1 15/F KINGS WING PLAZA 3 ON KWAN STREET SHATIN NT	HK\$69,750,000
Healthconn Corp.	2015/3/26	P.O. Box 31119 Grand Pavilion, Hibiscus Way, 802 West Bay Road, Grand Cayman, KY1-1205 Cayman Islands	US\$400,000
Healthconn Limited	2015/4/20	Suite 1222, 12/F., Leighton Centre, 77 Leighton Road, Causeway Bay, HongKong.	HK\$2,700,000
Healthconn US Corp.	2019/2/26	251 Little Falls Drive, Wilmington, New Castle County, Delaware 19808	US\$2,200,000
Healthvegie Holding Pte. Ltd.	2017/10/19	54 Genting Lane #03-05, Ruby Lane Complex Singapore (349562)	US\$5,697,388
Healthy Time Group Limited	2006/10/5	Vistra Corporate Services Centre, Ground Floor NPF Building, Beach Road, Apia, Samoa	US\$3,902,277
High Command Holdings Limited	1999/7/2	Vistra Corporate Services Centre, Wickhams Cay II, Road Town, Tortola, VG1110, British Virgin Islands	US\$1
High Precision Holdings Limited	2011/5/26	P.O. Box 31119 Grand Pavilion, Hibiscus Way, 802 West Bay Road, Grand Cayman, KY1-1205 Cayman Islands	US\$25,500,000
High Smart Limited	2007/11/15	Level 54, Hopewell Centre, 183 Queen's Road East, Hong Kong.	HK\$4,718,337
Hightech Electronics Components Inc.	1997/5/13	Vistra Corporate Services Centre, Marlborough & Queen Street, Nassau, New Providence, Bahamas	US\$5,000
Hinco Holdings Limited	2007/11/22	Level 54, Hopewell Centre, 183 Queen's Road East, Hong Kong.	HK\$39,000,000
Hon Hai GP Holdings Limited	2021/7/22	P.O. Box 31119 Grand Pavilion, Hibiscus Way, 802 West Bay Road, Grand Cayman, KY1-1205 Cayman Islands	US\$1
Hong Jin Chang Holdings Co., Limited	2014/3/3	Level 54, Hopewell Centre, 183 Queen's Road East, Hong Kong.	HK\$155,000

Company name	Date of Establishment	Address	Paid in Capital
Hong Kong Ennopower Information Technology Co., Limited	2018/6/21	Level 54, Hopewell Centre, 183 Queen's Road East, Hong Kong.	HK\$10,000
HONG YANG HOLDING LTD	2017/3/8	Level 2, Central Bank of Samoa Building, Beach Road, Apia, Samoa	US\$500,000
Hong Yang Intelligent Technology CO., LTD.	2016/7/26	The Grand Pavilion Commercial Centre, Oleander Way, 802 West Bay Road, P.O. Box 32052, Grand Cayman KY1-1208, Cayman Islands	US\$800,000
Hoxton Limited	1995/8/10	Vistra Corporate Services Centre, Marlborough & Queen Street, Nassau, New Providence, Bahamas	US\$40,704,737
ICI Cayman Limited	2014/6/6	P.O. Box 31119 Grand Pavilion, Hibiscus Way, 802 West Bay Road, Grand Cayman, KY1-1205 Cayman Islands	US\$20,802,001
Icreate Investment Limited	2000/3/13	P.O. Box 31119 Grand Pavilion, Hibiscus Way, 802 West Bay Road, Grand Cayman, KY1-1205 Cayman Islands	US\$1,618,233,137
ICSA, Inc.	2019/6/25	5420 West John Cannon Dr N Suite 500 Salt Lake City, UT 84122	US\$500,000
iFP Green Technology (Netherlands) B.V.	2018/11/8	Muskushouwsestraat 42, 6666MC Heteren	EUR1
iFP Green Technology (US) Inc.	2018/11/14	251 Little Falls Drive, County of New Castle, Wilmington, DE 19808, USA	US\$1,000
iFP Green Technology Limited	2017/6/8	Room A2, Floor 7, Industry Center A, Hong Kong, No.489-491, Qingshan Road, Kowloon, Hong Kong	HK\$10,000,000
iFP Green Technology Pte. Ltd.	2018/11/16	1 Scotts Road #24-10 Shaw Centre, Singapore 228208	SG\$1
Immense Talent Limited	2013/6/28	P.O. Box 31119 Grand Pavilion, Hibiscus Way, 802 West Bay Road, Grand Cayman, KY1-1205 Cayman Islands	US\$1,048
InFocus Consumer International Pte. Limited	2017/3/7	111 Somerset Road #13-33 111 Somerset Singapore (238164)	SGD1 & USD35,086,785
Ingrasys (Singapore) Pte. Ltd.	2015/3/25	54 Genting Lane #03-05, Ruby Lane Complex Singapore (349562)	US\$75,000,000
Ingrasys Technology Korea, Inc.	2015/4/28	Rm 303, 400 Hyowon-ro, Yeongtong-gu, Suwon-si, Gyeonggi-do, Korea	KRW1,076,000,000
Ingrasys Technology Mexico S.A. de C.V.	2021/7/12	Av Periférico Sur 7999A Int 201 Colonia Santa María Tequepexpan San Pedro Tlaquepaque, Jalisco CP 45601	MXN558,435,602
Ingrasys Technology USA Inc.	2009/3/27	2025 GATEWAY PLACE STE 190, SAN JOSE, CA 95110	US\$2,350,000
Innocom Electronics India Private Limited	2014/12/13	#27 Kamarajar Colony, 3rd Street, Arcot Road Kodambakkam Chennai Tamil Nadu 600024	INR878,120,000
Innomaxx Pte. Limited	2015/2/4	111 Somerset Road #13-33 111 Somerset Singapore (238164)	US\$107,600
INNOVATIVE MEDIA LIMITED	2012/4/13	P.O. Box 31119 Grand Pavilion, Hibiscus Way, 802 West Bay Road, Grand Cayman, KY1-1205 Cayman Islands	US\$1
IPL International Limited	2017/6/15	Vistra Corporate Services Centre, Ground Floor NPF Building, Beach Road, Apia, Samoa	US\$10,000

Company name	Date of Establishment	Address	Paid in Capital
Ji Zhi International Holdings Co., Ltd.	2014/8/14	P.O. Box 31119 Grand Pavilion, Hibiscus Way, 802 West Bay Road, Grand Cayman, KY1-1205 Cayman Islands	US\$3,334,700
Jin Ji Full Internet Of Things Security Data Co., Ltd.	2014/8/14	P.O. Box 31119 Grand Pavilion, Hibiscus Way, 802 West Bay Road, Grand Cayman, KY1-1205 Cayman Islands	US\$181,751,540
Jin Ji Full Precision Co., Ltd.	2014/4/23	P.O. Box 31119 Grand Pavilion, Hibiscus Way, 802 West Bay Road, Grand Cayman, KY1-1205 Cayman Islands	US\$32,868,682
Jin Ji Full Precision Machinery Co., Ltd.	2014/6/26	P.O. Box 31119 Grand Pavilion, Hibiscus Way, 802 West Bay Road, Grand Cayman, KY1-1205 Cayman Islands	US\$136,977,112
Jin Ji Tiger Investment Holding Co., Ltd.	2014/6/18	Vistra Corporate Services Centre, Ground Floor NPF Building, Beach Road, Apia, Samoa	US\$2,000,000
Jizhun Precision (H.K.) Ltd.	2015/12/15	Level 54, Hopewell Centre, 183 Queen's Road East, Hong Kong.	US\$100
Joy Even Holdings Limited	2005/10/18	Vistra Corporate Services Centre, Wickhams Cay II, Road Town, Tortola, VG1110, British Virgin Islands	US\$35,346,918
Jumbo Rise Management Limited	2007/2/2	Vistra Corporate Services Centre, Wickhams Cay II, Road Town, Tortola, VG1110, British Virgin Islands	US\$1
Jusda (Hong Kong) Holdings Limited	2014/7/14	Level 54, Hopewell Centre, 183 Queen's Road East, Hong Kong.	HK\$395,792,469
Jusda (Singapore) Pte. Ltd.	2015/9/15	54 Genting Lane #03-05, Ruby Lane Complex Singapore (349562)	US\$6,750,001
Jusda Europe s.r.o.	2001/7/30	Republic	CZK200,000
Jusda India Supply Chain Management Private Limited	2017/1/20	THE HIVE (XPANDR VENTURES INDIA PRIVATE LIMITED), JAWAHARLAL NEHRU RAOD, ANNA NAGAR, CHENNAI Thiruvallur TN 600040 IN	INR30,439,620
Jusda International Holdings Limited	2014/5/16	P.O. Box 31119 Grand Pavilion, Hibiscus Way, 802 West Bay Road, Grand Cayman, KY1-1205 Cayman Islands	US\$51,069,996
Jusda International Limited	2014/3/27	10 Siu Hum Tsuen, Ka Lung Road, San Tin, Yuen Long, N.T., HongKong	HK\$188,122,500
Jusda International Supply Chain Management (Vietnam) Company Limited	2008/3/13	No.30, Ly Thai To street, Ninh Xa ward, Bac Ninh city, Bac Ninh province, Vietnam	US\$6,100,000
Jusda NL, B.V.	2017/5/31	Prins Bernhardplein 200, 1097JB Amsterdam, Netherland	EUR1,000,000
JUSDA SOUTH AFRICA SUPPLY CHAIN MANAGEMENT	2018/1/30	Ground Floor, Block A, West, Clearwater Office Park, Atlas Road, Parkhaven Boksburg Gauteng 1459	ZAR250,000
JUSDA SUPPLY CHAIN MANAGEMENT CORPORATION	2017/7/11	21700 COPLEY DR STE 100 DIAMOND BAR, CA 91765	US\$1,000,000
JUSDA SUPPLY CHAIN MANAGEMENT MEXICO S. DE R.L. DE C.V.	2018/1/11	Blvd. Independencia #1451-3, Parque, Industrial Intermex Oriente, Ciudad Juarez, Chihuahua C.P. 32599, Mexico	US\$1,500,000
KCT Engineering Co., Ltd.	2007/5/16	Golden Pack zone, Phuong Mao Commune, Que Vo District, Bacninh Province, Vietnam	VND812,610,000,000

<b>Company name</b>	<b>Date of Establishment</b>	<b>Address</b>	<b>Paid in Capital</b>
Key Master Investments Limited	2015/5/29	Vistra Corporate Services Centre, Wickhams Cay II, Road Town, Tortola, VG1110, British Virgin Islands	US\$1,505,422
Lacamas Life Sciences, Inc.	2016/12/28	5700 NW PACIFIC RIM BLVD, CAMAS, WA, 98607, UNITED STATES	US\$2,779,560
Leap Charm Limited	2014/6/23	Vistra Corporate Services Centre, Wickhams Cay II, Road Town, Tortola, VG1110, British Virgin Islands	US\$3,199,655
LEAPSY INTERNATIONAL LTD	2019/10/16	PO Box 309, Uglan House, Grand Cayman, KY1-1104, Cayman Islands	US\$7,770,000
LIKOM DE MEXICO S.A DE C.V.	1997/10/9	CALLE BUFALO # 351., Col. PARQUE INDUSTRIAL SALVARCAR, CIUDAD JUAREZ, Chihuahua, CP 32575	MXN60,586,556
Linker, Foerster & Partners Company Ltd	2013/5/23	30 de Castro Street, Wickhams Cay 1, P.O.Box 4519, Road Town, Tortola, British Virgin Islands	US\$30,000
Lockfast Finance Limited	1999/6/8	Vistra Corporate Services Centre, Wickhams Cay II, Road Town, Tortola, VG1110, British Virgin Islands	US\$35,404,431
Long Ample Limited	2015/3/23	Vistra Corporate Services Centre, Wickhams Cay II, Road Town, Tortola, VG1110, British Virgin Islands	US\$1
Luckfine Limited	2014/11/20	Vistra Corporate Services Centre, Wickhams Cay II, Road Town, Tortola, VG1110, British Virgin Islands	US\$1
Lucky Court Group Limited	1996/8/8	Vistra Corporate Services Centre, Marlborough & Queen Street, Nassau, New Providence, Bahamas	US\$30,354,880
Lyell International Limited	1997/4/22	Vistra Corporate Services Centre, Wickhams Cay II, Road Town, Tortola, VG1110, British Virgin Islands	US\$139,018,500
Margini Holdings Limited	2007/1/30	Vistra Corporate Services Centre, Wickhams Cay II, Road Town, Tortola, VG1110, British Virgin Islands	US\$275,980,200
Maxwell Holdings Limited	1995/2/28	P.O. Box 31119 Grand Pavilion, Hibiscus Way, 802 West Bay Road, Grand Cayman, KY1-1205 Cayman Islands	US\$14,884,027
Mega Star Investments Limited	2007/1/8	Vistra Corporate Services Centre, Ground Floor NPF Building, Beach Road, Apia, Samoa	US\$50,441,265
Mega Well Limited	2011/1/6	Vistra Corporate Services Centre, Ground Floor NPF Building, Beach Road, Apia, Samoa	US\$1
Metro Victory Limited	2011/2/25	Vistra Corporate Services Centre, Ground Floor NPF Building, Beach Road, Apia, Samoa	US\$87,812,713
Mexus Solutions Inc.	2011/7/25	8801 Fallbrook Drive Houston, TX 77064	US\$500,000
Mobile Drive Holdings Limited	2008/7/3	Vistra Corporate Services Centre, Wickhams Cay II, Road Town, Tortola, VG1110, British Virgin Islands	US\$46,529,865
Myday Vietnam Company Limited	2016/3/18	210 no, N09B2 Dich Vong urban area , Dich Vong ward, Cau Giay district, Ha Noi city, Viet Nam	VND3,665,400,000
New Beyond Maximum Industrial Limited	2013/6/18	Vistra Corporate Services Centre, Ground Floor NPF Building, Beach Road, Apia, Samoa	US\$1

Company name	Date of Establishment	Address	Paid in Capital
New Cypress Industries Limited	1998/11/25	Vistra Corporate Services Centre, Wickhams Cay II, Road Town, Tortola, VG1110, British Virgin Islands	US\$5,750,000
New Hero Enterprises Limited	2007/12/6	Level 54, Hopewell Centre, 183 Queen's Road East, Hong Kong.	HK\$30,189,447
New Merry Investments Limited	2007/12/21	Vistra Corporate Services Centre, Ground Floor NPF Building, Beach Road, Apia, Samoa	US\$1
New Wealth Industrial Limited	2014/2/7	Level 54, Hopewell Centre, 183 Queen's Road East, Hong Kong.	HK\$348,750,000
New Wing Interconnect Technology (Bac Giang) Co., Limited	2015/1/30	Van Trung Industrial Park, Viet Yen District, Bac Giang Province, Vietnam.	US\$80,000,000
NJI Development LLC	2018/5/1	1108 56th St Kenosha, WI 53140, United States of America	US\$0
NORWICH LIMITED	2011/6/16	Vistra Corporate Services Centre, Ground Floor NPF Building, Beach Road, Apia, Samoa	US\$55,000,000
Novel Set Limited	2015/2/3	Vistra Corporate Services Centre, Wickhams Cay II, Road Town, Tortola, VG1110, British Virgin Islands	US\$1
NSG Technology Inc.	1995/11/30	1705 Junction court, Suite 200, San Jose, CA 95112 USA	US\$5,000,000
NWE Technology, Inc.	1998/9/17	1688 Richard Avenue Santa Clara, CA 95050 USA	US\$950,000
NWEA LLC	2001/11/21	1688 Richard Avenue Santa Clara, CA 95050 USA	US\$0
NxAI Technology Corporation	2017/6/2	P.O. Box 31119 Grand Pavilion, Hibiscus Way, 802 West Bay Road, Grand Cayman, KY1-1205 Cayman Islands	US\$1
Oriental Dragon Holdings Limited	1996/11/8	P.O. Box 31119 Grand Pavilion, Hibiscus Way, 802 West Bay Road, Grand Cayman, KY1-1205 Cayman Islands	US\$68,067,075
Outstanding Growth Technology Limited	2000/3/29	Vistra Corporate Services Centre, Wickhams Cay II, Road Town, Tortola, VG1110, British Virgin Islands	US\$1
Pacific Wealth Consultants Limited	1997/4/29	Vistra Corporate Services Centre, Marlborough & Queen Street, Nassau, New Providence, Bahamas	US\$29,265,342
PCE Paragon Solutions (Mexico) S.A. de C.V.	2008/1/14	Avenida Del Bosque # 1170. Las Pintas Tlaquepaque Jalisco 45619, Mexico	MXN18,435,950
PCE Paragon Solutions (USA) Inc.	2008/2/11	225 Hillsborough Street, Suite 470, Raleigh, NC 27603	US\$3,500,000
PCE Paragon Solutions Kft.	2007/12/28	2900 Komarom Banki Donatu. I. Hungary	US\$150,396,424
PCE Technology de Juárez S.A. de C.V.	2008/4/15	Bldv. Internacional NO.888, San Jeronimo, Cd. Juarez, Chih. CP. 32505 Mexico	MXN4,091,828,209
PCE Technology Inc.	1999/2/16	2525 Brockton Dr. Austin, TX 78758	US\$10,000
Phyn LLC	2016/4/21	2140 S. Dupont Highway, Camden, Delaware 19934	US\$4,500,000
Phyn OY	2016/6/7	PL 37 01511 Vantaa / Äyritie 20 01510 Vantaa	US\$0
Pioneer Champion Limited	2017/5/23	Vistra Corporate Services Centre, Wickhams Cay II, Road Town, Tortola, VG1110, British Virgin Islands	US\$2,000,001

<b>Company name</b>	<b>Date of Establishment</b>	<b>Address</b>	<b>Paid in Capital</b>
Power Chain Investments Limited	2017/1/9	Vistra Corporate Services Centre, Wickhams Cay II, Road Town, Tortola, VG1110, British Virgin Islands	US\$4,735,591
Power Filled Limited	2014/6/6	Vistra Corporate Services Centre, Wickhams Cay II, Road Town, Tortola, VG1110, British Virgin Islands	US\$1
Power-All Networks Limited	2003/7/2	Rm. 540, 5/F, Phase 1 Enterprise Place, Hong Kong Science Park, Tai Po, New Territories, Hong Kong.	HK\$194,935,841
Precision Technology Investments Pte Ltd	1996/6/8	54 Genting Lane #03-05, Ruby Lane Complex Singapore (349562)	SGD124,854
Prime Rich Holdings Limited	2007/11/28	Level 54, Hopewell Centre, 183 Queen's Road East, Hong Kong.	HK\$3,250,101,105
Profit New Limited	2010/11/8	Vistra Corporate Services Centre, Ground Floor NPF Building, Beach Road, Apia, Samoa	US\$1
Proper Charm Limited	2015/9/1	Vistra Corporate Services Centre, Wickhams Cay II, Road Town, Tortola, VG1110, British Virgin Islands	US\$1
Prospect Right Limited	2014/10/3	Vistra Corporate Services Centre, Wickhams Cay II, Road Town, Tortola, VG1110, British Virgin Islands	US\$1
PT SHARP JUSDA LOGISTICS INDONESIA	2018/7/11	Gedung Multivision Tower, Lt. 25, NO. 21, Jl. Kuningan Mulia Lot. 9B, Jakarta Selatan, INDONESIA	US\$200,000
Q-Edge Corporation	2000/5/5	8801 Fallbrook Drive Houston, TX 77064	US\$2,200,000
Qhub Logistics Corporation	2001/4/4	8801 Fallbrook Drive Houston, TX 77064	US\$7,410,000
Radiant Blossom Limited	2014/8/8	Vistra Corporate Services Centre, Wickhams Cay II, Road Town, Tortola, VG1110, British Virgin Islands	US\$1
RAYPRUS HOLDING LIMITED	2019/10/25	P.O. Box 31119 Grand Pavilion, Hibiscus Way, 802 West Bay Road, Grand Cayman, KY1-1205 Cayman Islands	US\$43,000,000
RAYPRUS JAPAN CO., LTD	2021/5/25	Room B, 2nd floor, Shin-Oe, 1-chome, Shin-Oe, Chuo-ku, Kumamoto City	JPY100,000,000
Retrofit One Limited Partnership	2017/5/4	P.O. Box 31119 Grand Pavilion, Hibiscus Way, 802 West Bay Road, Grand Cayman, KY1-1205 Cayman Islands	US\$8,300,000
Rich Dreams Network Technology Limited	2015/3/24	Vistra Corporate Services Centre, Wickhams Cay II, Road Town, Tortola, VG1110, British Virgin Islands	US\$8,160,001
Rich Excel International Limited	2006/1/3	Vistra Corporate Services Centre, Ground Floor NPF Building, Beach Road, Apia, Samoa	US\$80,000,000
Rich Pacific Holdings Limited	2007/11/15	Level 54, Hopewell Centre, 183 Queen's Road East, Hong Kong.	HK\$157,196,026
Right On Time Limited	1999/3/18	Vistra Corporate Services Centre, Wickhams Cay II, Road Town, Tortola, VG1110, British Virgin Islands	US\$6,750,000
Rise Soon Investments Limited	1998/10/22	Vistra Corporate Services Centre, Wickhams Cay II, Road Town, Tortola, VG1110, British Virgin Islands	US\$12,000,000
Rising Stars Hi-Tech Private Limited	2021/4/29	C02 Ground Floor M2/A-1 SIPCOT HiTech SEZ SIPCOT Indus pk phase II Sunguvarchatram Sriperumbudur Kanchipuram Tamil Nadu 602106 India	INR500,000,000

Company name	Date of Establishment	Address	Paid in Capital
Robot Holding Co., Limited	2014/5/2	Level 54, Hopewell Centre, 183 Queen's Road East, Hong Kong.	HK\$131,363,615
Robust Sino Ventures Limited	2014/5/12	P.O. Box 31119 Grand Pavilion, Hibiscus Way, 802 West Bay Road, Grand Cayman, KY1-1205 Cayman Islands	US\$76,000,000
Rocombe Limited	2006/5/10	1 Bartholomew Lane, London, EC2N 2AX	GBP4,100,001
Rosy Ace Limited	2015/1/6	Vistra Corporate Services Centre, Wickhams Cay II, Road Town, Tortola, VG1110, British Virgin Islands	US\$1
Rosy Track Limited	2014/5/8	Vistra Corporate Services Centre, Wickhams Cay II, Road Town, Tortola, VG1110, British Virgin Islands	US\$1
Rotunda International Ltd.	2002/4/10	Commence Chambers, Road Town, Tortola, British Virgin Islands	US\$2,547,500
S&B Industry, Inc.	1969/7/11	13301 Park Vista Boulevard, Suite 100, Fort Worth, TX 76177, USA	US\$31,817,356
SafeDX s.r.o.	2015/11/24	K Zizkovu 851/4, Vysocany, 190 00 Praha 9, Czech Republic	CZK2,000,000
SAKAI SK HOLDINGS PTE.LTD.	2021/8/11	501 ORCHARD ROAD #08-01 WHEELOCK PLACE SINGAPORE (238880)	JPY1,000
ScienBiziP Consulting Inc.	2013/4/8	Oleander Way, 802 West Bay Road, P.O. Box 32052, Grand Cayman KY1-1208, Cayman Islands	US\$196,078
Scientific-Atlanta de Mexico S. de R. L. de C. V.	2011/10/11	Intermex 1680, Parque Industrial Intermex, Cd. Juarez, Chih. CP. 32690 Mexico	MXN 3,000
Sharp FMSG Life Science Company KY	2016/12/28	Office of Walkers Corporate Limited, Cayman Corporate Centre, 27 Hospital Road, George Town, Grand Cayman KY	US\$7,076,083
Sharp Jusda Logistics (France)	2020/2/13	Route de Bollwiller 68360 Soultz haut Rhin	EUR50,000
Sharp Jusda Logistics (Germany) GmbH	2019/9/19	Nagelsweg 33-35,20097 Hamburg Germany	EUR50,000
SHARP JUSDA LOGISTICS (HONG KONG) CO., LIMITED	2018/2/23	ROOM 4521-25,METROPLAZA TOWER 1, 223 HING FONG ROAD,KWAI FONG, NEW TERRITORIES, HONGKONG	HK\$1,000,000
Sharp Jusda Logistics (Netherlands) B.V.	2019/4/12	Bijsterhuizen 2025, 6604 LH Wijchen The Netherland	EUR1,000,000
Sharp Jusda Logistics (Philippine) Corp.	2018/8/31	9/F Filinvest One Building, Northgate Cyberzone, Filinvest City, Alabang-Zapote Road, Alabang, City of Muntinlupa, NCR, FOURTH DISTRICT, Philippines	PHP11,000,000
SHARP JUSDA LOGISTICS (THAILAND) CO., LTD.	2018/1/24	6/10 Pipatanasin Building 19th-20th Floor, Soi Patanasin, Naradhiwas Rajanagarindra Road, Thungmahamek, Sathorn, Bangkok 10120, Thailand	THB35,000,000
Sharp Jusda Logistics Corp.	2016/10/3	No. 1, Takumicho, Sakai Ward, Sakai City, Osaka Prefecture	JPY160,000,000
SHARP JUSDA LOGISTICS CORPORATION(US)	2019/11/27	8817 Fallbrook Dr, Houston, TX 77064	US\$1,000
Sharp Jusda Logistics Holding (Thailand) Co., Ltd.	2019/10/22	No.68/8 Moo.5 Bangsamak, Bangpakong, Chachoengsao	THB5,100,000
SHARP JUSDA LOGISTICS MALAYSIA SDN. BHD.	2018/1/9	No. 1b, Persiaran Kuala Langat, Section 27, 40400 Shah Alam Selangor Malaysia	MYR780,000



Company name	Date of Establishment	Address	Paid in Capital
Sharp Jusda Logistics Operation (Thailand) Co., Ltd.	2019/12/19	No.68/8 Moo.5 Bangsamak, Bangpakong, Chachoengsao	THB10,000,000
Sharp Life Science (EU) Limited	2016/12/29	Edmud Halley Road Oxford Science Park Oxford OX4 4GB, U.K.	GBP28,430,500
ShunSin Technology (Bac Giang, Vietnam) Limited ( )	2020/5/8	Lot H-02, Quang Chau IP, Nenh town, Viet Yen District, Bac Giang Province	US\$40,000,000
ShunSin Technology (Samoa) Corporation Limited	2015/2/5	Vistra Corporate Services Centre, Ground Floor NPF Building, Beach Road, Apia, Samoa	US\$9,510,000
ShunSin Technology Holdings (HongKong) Limited	2008/2/15	Suite 1222, 12/F., Leighton Centre, 77 Leighton Road, Causeway Bay, HongKong.	HK\$904,639,216
ShunSin Technology Holdings Limited	2008/1/8	P.O. Box 31119 Grand Pavilion, Hibiscus Way, 802 West Bay Road, Grand Cayman, KY1-1205 Cayman Islands	NT\$1,074,648,000
ShunYun Technology (Ha Noi, Vietnam) Limited	2019/12/26	Lot CN8, Thach That – Quoc Oai Industrial Zone, Phung Xa commune, Thach That district, Hanoi, Vietnam	US\$6,000,000
ShunYun Technology Holdings Limited	2020/7/13	Vistra (Cayman) Limited, P. O. Box 31119 Grand Pavilion, Hibiscus Way, 802 West Bay Road, Grand Cayman, KY1 - 1205 Cayman Islands	US\$2,230,000
SiCOM China Limited	2002/4/19	Akara Bldg., 24 De Castro Street, Wickhams Cay I, Road Town, Tortola, British Virgin Islands	US\$1
SiCOM Europe Limited	2000/10/26	Akara Bldg., 24 De Castro Street, Wickhams Cay I, Road Town, Tortola, British Virgin Islands	US\$1
Signal Communications Holdings Limited	2000/6/13	P.O. Box 957, Offshore Incorporations Centre, Road Town, Tortola, British Virgin Islands	HK\$15,000,000
Signal Communications Limited	1994/7/5	UNITS 1905-06, 19/F, TINS ENTERPRISES CENTRE, 777 LAI CHI KOK ROAD, KOWLOON, HONG KONG	HK\$1,000
Simply Smart Limited	2011/7/13	Vistra Corporate Services Centre, Ground Floor NPF Building, Beach Road, Apia, Samoa	US\$1
SIO International Wisconsin, Inc.	2017/7/25	901 S. Whitney Way, Madison, WI 53711, United States of America	US\$703,900,000
SJL AUSTRALIA PTY LTD	2020/8/11	2 JULIUS AV NORTH RYDE NSW 2113	AUD500,000
Skilltop Limited	2008/8/8	Vistra Corporate Services Centre, Ground Floor NPF Building, Beach Road, Apia, Samoa	US\$1
Smart Board Holdings Pte. Ltd.	2017/3/31	54 Genting Lane #03-05, Ruby Lane Complex Singapore (349562)	US\$115,093,463
SMART Technologies (APAC) Inc.	2009/11/30	3636 Research Road NW Calgary, AB T2L 1Y1 CANADA	CAD0
SMART Technologies (EMEA) Inc.	2009/11/16	3636 Research Road NW Calgary, AB T2L 1Y1 CANADA	CAD0
SMART Technologies (France) SAS	2009/1/30	43-47 Avenue de la Grande, Armee, 75116 Paris, France	EUR0
SMART Technologies (GB) Limited	2008/6/30	Scott House, Suite 1, The Concourse Waterloo Station, London, UK, SE1 7LY	GBP0
SMART Technologies (Germany) GmbH	2001/2/7	Gustav-Heinemann-Ufer 72c, D-50968 Koln, Deutschland	EUR0

Company name	Date of Establishment	Address	Paid in Capital
SMART Technologies (Middle East) FZE	2009/8/3	4th Floor, Jafza View Tower 19, Jebel Ali, Dubai, UAE, PO Box 263017	AED0
SMART Technologies (Seattle) Inc.	2004/5/10	2401 4th Ave, 3rd Floor, Seattle, Washington 98121, United States	US\$537,715
SMART Technologies (Singapore) Private Limited	2009/1/16	36 Robinson Rd, #13-01 City House, Singapore, 068877	SGD0
SMART Technologies Corporation	1995/10/18	1655 North Fort Myer Drive, Suite 900, Arlington, Virginia 22209-3108, United States	US\$919,090
SMART Technologies Inc.	2010/6/8	3636 Research Road NW Calgary, AB T2L 1Y1 CANADA	CAD46,626,663
SMART Technologies India Promotional and Marketing Services Private Limited	2010/12/28	Level 2, Elegance Tower, Jasola District Centre, Old Mathura Road, New Delhi, India, 110025	INR0
SMART Technologies ULC	2007/8/28	3636 Research Road NW Calgary, AB T2L 1Y1 CANADA	CAD24,513,136
Smart Top International Limited	1996/12/19	Vistra Corporate Services Centre, Wickhams Cay II, Road Town, Tortola, VG1110, British Virgin Islands	US\$50,000
Socle Technology (BVI) Ltd.	2010/7/12	Vistra Corporate Services Centre, Wickhams Cay II, Road Town, Tortola, VG1110, British Virgin Islands	US\$1,500,000
Socle Technology (Samoa) Ltd.	2010/7/13	Vistra Corporate Services Centre, Ground Floor NPF Building, Beach Road, Apia, Samoa	US\$1,500,000
Software & Service Limited	2008/3/17	Level 54, Hopewell Centre, 183 Queen's Road East, Hong Kong.	HK\$89,700,000
Sound Intelligence Holding Limited	2016/9/26	Unit A,15/F.,Sunshine plaza,353 Lockhart Road, Wanchai,hongkong	HKD1,000
SOUND Legend LIMITED	2021/2/24	Hibiscus Way, 802 West Bay Road, Grand Cayman, KY1 - 1205 Cayman Islands	US\$54,088,303
Sound Solutions (Hongkong) Co., Limited ( )	2016/10/28	Room 1903,19/F, Lee Garden One,33Hysan Avenue Causeway Bay ,HONG KONG	HKD10,000
Sound Solutions Austria GmbH	2016/2/27	Gutheil-Schoder-Gasse 8-12	EUR35,000
SOUND TALE LIMITED	2021/3/8	RM 1903.19/F LEE GARDEN ONE 33	US\$54,088,303
SP International, Inc.	2016/1/29	13301 Park Vista Boulevard, Suite 100, Fort Worth, TX 76177, USA	US\$9,900,001
SSI Micro-Components (America) Co., Limited	2016/11/14	18331 Lexington DR., Monte sereno,CA 95030	US\$150,000
Star Vision Precision Limited	2016/3/18	P.O. Box 31119 Grand Pavilion, Hibiscus Way, 802 West Bay Road, Grand Cayman, KY1-1205 Cayman Islands	US\$7,300,606
Star Vision Technology Limited	2016/5/23	Level 54, Hopewell Centre, 183 Queen's Road East, Hong Kong.	US\$7,300,606
Strength Luck Limited	2015/3/11	Vistra Corporate Services Centre, Wickhams Cay II, Road Town, Tortola, VG1110, British Virgin Islands	US\$4,000,001
Success World Holdings Ltd.	2003/1/10	8/F., Peninsula Tower, 538 Castle Peak Road, Cheung Sha Wan, Kowloon, Hong Kong	HK\$1,049,044,500
Super Fast Group Limited	2007/2/2	Vistra Corporate Services Centre, Ground Floor NPF Building, Beach Road, Apia, Samoa	US\$6,650,982

<b>Company name</b>	<b>Date of Establishment</b>	<b>Address</b>	<b>Paid in Capital</b>
Super Wealth Limited	1997/5/7	Vistra Corporate Services Centre, Marlborough & Queen Street, Nassau, New Providence, Bahamas	US\$9,605,000
Sutech Holdings Limited	2003/2/21	Vistra Corporate Services Centre, Wickhams Cay II, Road Town, Tortola, VG1110, British Virgin Islands	US\$4,000,001
Synergy Integration Technology (SAMOA), Inc.	2001/8/13	Vistra Corporate Services Centre, Ground Floor NPF Building, Beach Road, Apia, Samoa	US\$220,000
Talent Sky Holdings Limited	2006/12/6	Vistra Corporate Services Centre, Wickhams Cay II, Road Town, Tortola, VG1110, British Virgin Islands	US\$417,492,559
TeleEye Corporation	2000/9/20	Palm Grove House, P.O. Box 438, Road Town, Tortola, B.V.I.	US\$1
TeleEye Health Care Limited	2015/5/8	Palm Grove House, P.O. Box 438, Road Town, Tortola, B.V.I.	US\$1
Timely Fame Limited	2014/5/8	Vistra Corporate Services Centre, Wickhams Cay II, Road Town, Tortola, VG1110, British Virgin Islands	US\$1
TMJ Technology Co., Ltd.	2013/1/15	P.O. Box 31119 Grand Pavilion, Hibiscus Way, 802 West Bay Road, Grand Cayman, KY1-1205 Cayman Islands	US\$415,492,560
TNS Limited	2015/7/10	Vistra Corporate Services Centre, Wickhams Cay II, Road Town, Tortola, VG1110, British Virgin Islands	US\$19,000,001
TNS Mobile India Private Limited	2016/9/29	Flat No 820 A (8th Floor), Naurang House, 21 Kasturba Gandhi Marg New Delhi-110001, India	INR1,456,631,300
TNS Mobile Oy	2016/1/21	Bertel Jungin aukio 9 02600 Espoo Finland	EUR2,500
Tongrand Limited	1993/1/7	Level 54, Hopewell Centre, 183 Queen's Road East, Hong Kong.	HK\$124,904,000
Top Dynamic Ltd.	2003/1/3	P.O. Box 31119 Grand Pavilion, Hibiscus Way, 802 West Bay Road, Grand Cayman, KY1-1205 Cayman Islands	US\$11,625,094
TOP STEP ENTERPRISES LIMITED	2007/2/28	Vistra Corporate Services Centre, Ground Floor NPF Building, Beach Road, Apia, Samoa	US\$1
Topford International Limited	2007/11/26	Level 54, Hopewell Centre, 183 Queen's Road East, Hong Kong.	HK\$252,418,237
Topper World Investments Limited	2006/4/3	Vistra Corporate Services Centre, Wickhams Cay II, Road Town, Tortola, VG1110, British Virgin Islands	US\$7,060,000
Trade DX, s.r.o.	2017/3/17	Karlov 245, 284 01 Kutná Hora, Czech Republic	CZK 200,000
Transluck Holding Limited	2003/1/28	Vistra Corporate Services Centre, Ground Floor NPF Building, Beach Road, Apia, Samoa	US\$138,525,951
Union Wide Enterprises Limited	2007/10/30	Level 54, Hopewell Centre, 183 Queen's Road East, Hong Kong.	HK\$1,604,070,000
Universal Field International Limited	2006/12/13	Vistra Corporate Services Centre, Wickhams Cay II, Road Town, Tortola, VG1110, British Virgin Islands	US\$1
Ur Materials Co., Ltd.	2014/7/8	P.O. Box 31119 Grand Pavilion, Hibiscus Way, 802 West Bay Road, Grand Cayman, KY1-1205 Cayman Islands	US\$13,505,134

Company name	Date of Establishment	Address	Paid in Capital
VaultDX s.r.o	2015/8/26	Karlov 245, 284 01 Kutná Hora, Czech Republic	CZK 200,000
VP Assets Limited	2004/5/3	Vistra Corporate Services Centre, Wickhams Cay II, Road Town, Tortola, VG1110, British Virgin Islands	US\$200
VP Dynamics Labs (Mobile) Limited	2004/4/28	Unit 2406, 24/F., Strand 50, 50 Bonham Strand, Sheung Wan, Hong Kong	HK\$38,000.00
Wcube Co.,Ltd.	2006/12/15	P.O. Box 31119 Grand Pavilion, Hibiscus Way, 802 West Bay Road, Grand Cayman, KY1-1205 Cayman Islands	US\$47,137,716
WELL BUILT HOLDINGS LIMITED	2007/1/3	Vistra Corporate Services Centre, Ground Floor NPF Building, Beach Road, Apia, Samoa	US\$50,441,265
Wexteq Corporation	1997/10/6	Trust Centre 1209 Orange Street, New Castle County, Wilmington Delaware 19801 USA	US\$10,960,134
Wide Ranging Investments Limited	1998/12/28	Vistra Corporate Services Centre, Wickhams Cay II, Road Town, Tortola, VG1110, British Virgin Islands	US\$47,279,648
WIN WORLD ENTERPRISES LIMITED	2012/9/24	Level 54, Hopewell Centre, 183 Queen's Road East, Hong Kong.	HK\$100,000
Wise Excel Limited	2006/4/6	Vistra Corporate Services Centre, Wickhams Cay II, Road Town, Tortola, VG1110, British Virgin Islands	US\$52,602,500
Wonderful Stars Pte. Ltd.	2015/4/21	54 Genting Lane #03-05, Ruby Lane Complex Singapore (349562)	US\$138,499,996
Worthy Ray Limited	2014/12/9	Vistra Corporate Services Centre, Wickhams Cay II, Road Town, Tortola, VG1110, British Virgin Islands	US\$138,475,208
Xingfox Energy (Cayman) Technology Co., Ltd.	2015/11/11	P.O. Box 31119 Grand Pavilion, Hibiscus Way, 802 West Bay Road, Grand Cayman, KY1-1205 Cayman Islands	US\$2,478,185
Yanhorn Industries Limited	1993/7/26	Vistra Corporate Services Centre, Wickhams Cay II, Road Town, Tortola, VG1110, British Virgin Islands	US\$43,787,075
Yick Fung Investments Ltd.	1997/1/30	Vistra Corporate Services Centre, Wickhams Cay II, Road Town, Tortola, VG1110, British Virgin Islands	US\$10,100,001
Yuzhan Precision Technology Japan Co., Ltd.	2017/5/22	No. 9-5, Shin-Yokohama San Post Office, Yokohama City, Kanagawa Prefecture	JPY10,000,000
Zettmage Technologies Japan Inc.	2020/7/15	8, 2, Shin-Yokohama 2-chome, Yokohama City, Kanagawa Prefecture	JPY3,000,000
Zone Beyond Limited	2014/10/6	Vistra Corporate Services Centre, Wickhams Cay II, Road Town, Tortola, VG1110, British Virgin Islands	US\$1
Lih Shtun International Investments Limited	2003/1/30	15F., No. 207-1, Sec. 3, Beixin Rd., Xindian Dist., New Taipei City	NT\$86,500,000
Syntrend Lifestyle Co.	2018/3/30	11F., No. 2, Sec. 3, Civic Blvd., Zhongzheng Dist., Taipei City	NT\$35,000,000
SYNTREND CREATIVE PARK CO., LTD.	2010/6/9	No. 2, Sec. 3, Civic Blvd., Zhongzheng Dist., Taipei City	NT\$2,455,100,000
WWW (JinCheng) Co., Ltd.	2011/6/22	No.1216, Lanhua Road, Jincheng E.D.A., Shanxi	RMB189,641,000
Triple Win Technology(ShenZhen) Co., Ltd.	2001/2/26	No.2, Donghuan 2nd Road, Yousong No.10 Industrial Zone, Longhua, Longhua New District, Shenzhen	US\$43,000,000

Company name	Date of Establishment	Address	Paid in Capital
Shanghai Joyspeed global cargo Co., Ltd.	2008/7/29	Room A206D, No.49, Yunguang Road, Hongkou District, Shanghai	RMB12,500,000
Shanghai Topone Logistics Co., Ltd.	2010/6/4	Room 114, Zone A, Floor 1, Building 1, No.408, Xiewei Road, Xujing Town, Qingpu District, Shanghai	RMB19,182,925
WangHui Trading (ShangHai) Co., Ltd.	2010/12/13	Room 2680, Floor 2, Building 8, No.33, Guangshun Road, Changning District, Shanghai	RMB71,000,000
ShangHai KeTaiHuaJie Investment Co., Ltd.	2007/11/12	Room 505, Building 4, No.123, Juli Road, China(Shanghai)Pilot Free Trade Zone	RMB133,600,000
Shanghai Zhuxuntong Import & Export Co., Ltd.	2019/6/12	Building 18, No.8, Dongjing Road, Songjiang District, Shanghai	RMB2,000,000
ShangHai Foxconn Co., Ltd.	2006/1/6	Room 2108, No.1366, Lujiazui Ring Road, China(Shanghai)Pilot Free Trade Zone	RMB430,000,000
Shanghai FU SHEN	2018/9/17	Room 312, Building 1, No.500, Wenji Rd., Songjiang District, Shanghai City, China	RMB32,000,000
Shanghai Fujingtong Business Factoring Ltd.	2013/12/12	No.326 3F, Building 1. No.1287, Shangcheng Rd., China Free Trade Zone, Shanghai City, China	RMB485,000,000
ShangHai Fertile plan International Logistics Co., Ltd.	2007/12/11	Level 1, Building 1, No.1925, Nanle Rd., Songjiang District, Shanghai City, China	RMB10,000,000
ShangHai PengZhan Investment Co., Ltd.	2008/5/22	Room 307, Building 2, No. 981, Pudong Ave., Shanghai Free Trade Zone, Shanghai City, China	RMB50,000,000
Shanghai Ganxing Logistics Co., Ltd.	2003/8/15	Room A3001, Building 2, No. 598, Guang Hua Rd., Minhang Dist., Shanghai City, China	RMB4,800,000
Shandong Wangliu Logistics Co., Ltd.	2015/2/10	No. 18, Haiguan Rd., LiuTing St., Chengyang Dist. Qingdao City, ShanDong Province, China.	RMB5,000,000
Shandong chengshang energy Co., LTD.	2014/10/24	Huoshigou North, In Jing, Tiankeng Village, Shuiquan Town, Shantung District, Zaozhuang City, Shanshandong Province	RMB110,000,000
Foxconn Data Technology Co., Ltd.	2019/12/12	Room 601-602, Building A, 2F-6F, 1F Lobby, Building C, Zhengyuanzhi Smart Building, No. 359	RMB5,000,000
Foxconn Intelligent Manufacturing (Fujian) Digital Technology Co., Ltd.	2019/12/9	Floor 10/11, No.190, Pandun Road, Cangshan District, Fuzhou	RMB10,000,000
Gong Ye Fu Lian Foshan Zhizaogu Co., Ltd	2020/7/31	Unit 208, Floor 2, No. 12, Fengming Plaza, No. 7, Shugang Road, Guicheng Sub-District, Nanhai District, Foshan City(Shenbao, Zhu Office)	RMB100,000,000
HengYang FuTaiHong Precision Industry Co., Ltd.	2019/12/31	Room 101, Changfang, No. 1, Dier Electronic Information Venture Park, No. 2, Changtang Road, Baishazhou Industrial Park, Yanfeng District, Hengyang City, Hunan Province	RMB40,000,000
YuanFu (Shenzhen) Technology Co., Ltd.	2018/6/21	201, Building B3, Fushikang Industrial Park, No. 2, Donghuaner Road, Fukang Community, Longhua Sub-District, Longhua District, Shenzhen City	RMB10,000
Inner Mongolia Guijinyuan Supply Chain Management Co., Ltd.	2015/5/29	Room 22, Building 2, Government Xihuize Logistic Park, Haoqingning Town, Xincheng District, Hohhot City, Inner Mongolia, China.	RMB0

Company name	Date of Establishment	Address	Paid in Capital
Inner Mongolia Kaopu Supply Chain Management Co., Ltd.	2021/1/11	In Inner Mongolia Fenghui New Material Technology Co., Ltd., Gaozaineng Industrial Park, Baiyinchagan Town, Chahar Right Wing Rear Banner, Ulanqab, Inner Mongolia	RMB0
Inner Mongolia xin jing photovoltaic power generation co., Ltd.	2019/7/26	No. 1-222, Level 7, E'erduosi Airport Logistics Park, Ejin Horo Banner, Ordos City, Inner Mongolia, China	RMB0
Inner Mongolia Topone Logistics Co., Ltd.	2014/9/3	No. 497-1 Nairiyinxire St., Shangdu Township, Zhenglan Banner, Xilingol League, Inner Mongolia, China.	RMB10,000,000
TianJin Kaopu Information Technology Co., Ltd.	2019/8/20	Room 3-208-05/06, Tianjin Economic-Technological Development Area, Binhai New Area, Tianjin City, China.	RMB180,000
TNS Mobile (Beijing) Co., Ltd.	2016/9/14	Room 201 2F, No. 18, Tongjizhong Rd., Beijing Economic-Technological Development Area, Beijing City, China.	RMB4,655,000
Taiyuan JUSDA Supply Chain Management Co., Ltd.	2016/12/14	No.208 Tongguan Service Center Building, Taiyuan Wusu Comprehensive Protective Tariff Zone, Shanxi Transformation and Comprehensive Zone, Shanxi Province, China.	RMB1,000,000
Taiyuan Fuchi Technology Co., Ltd.	2021/5/6	Zone C, No.1, Longfei Street, Tanghuai Industrial Park, Shanxi Transformation and Comprehensive Reform Demonstration Zone	RMB0
SMART Information Technology (Shanghai) Co., Ltd.	2018/5/14	Room 2406, Unit 2401-2413, Floor 24, No. 1018, Changning Road, Changning District, Shanghai City	RMB6,780,000
Beijing Topone Logistics Co., Ltd.	2012/4/1	Room 208, Floor 2, Building 1, No. 1, Qianyi Street, Zhenfu, Tianzhu, Shunyi District, Beijing City	RMB5,000,000
Beijing Fusharp Electronic Commerce Ltd.	2010/11/17	Room 203 4F, No.18, Tongjizhong Rd., Beijing Economic-Technological Development Area, Beijing City, China.	RMB0
BEIJING fuyang New Energy Technology Co., Ltd.	2018/9/4	Room 203 2F, Building 4, No.18, Tongjizhong Rd., Beijing Economic-Technological Development Area, Beijing City, China.	RMB30,000,000
JUSDA INTERNATIONAL LOGISTICS (TAIWAN) CO., LTD.	2012/10/26	6F., No.65, Sec. 1, Qingfeng Rd., Zhongli Dist., Taoyuan City , Taiwan (R.O.C.)	NT\$181,000,000
Bharat Taiwan Corporation	2021/6/28	No. 4, Minsheng St., Tucheng Dist., New Taipei City	NT\$28,000,000
Sichuan Joyspeed global cargo Co., Ltd.	2020/8/31	No.500, Hangshu Avenue, Dongsheng Sub-district, Shuangliu District, Chengdu, Sichuan Pilot Free Trade Zone, China	RMB1,000,000
Zhengyi Special Material (HeNan) Co., Ltd.	2015/11/9	West Wing, Beiyonglong Chemical, Shihua West Rd., Puyang City, Henan Province, China.	US\$10,500,000
First Special Material (Shenzhen) Limited	2015/2/10	311, Floor 3, Rongqun Building, Longguan East Road, Yucui Community, Longhua Sub-District, Longhua District, Shenzhen City	US\$8,000,000
GanSu Fuguangyuan Electronic Technology Co., Ltd	2015/12/11	No.68 Chenjialiang Alley, 100m North of Zhongchuanzhuqu Middle School, Lanzhou New Area,	RMB60,000,000
TRANSWORLD COMMUNICATION SYSTEMS INC.	2008/10/2	NO.3, ZHONGSHAN RD., TUCHENG DIST., NEW TAIPEI CITY 236, TAIWAN	NT\$180,000,000

Company name	Date of Establishment	Address	Paid in Capital
MingYang Real Estate Development (KunShan) Co., Ltd.	1998/4/2	No. 1189, XiaoLin Rd, Yushan Township, Kunshan City, Jiangsu Province, China.	RMB27,330,000
AnPinDa Precision Industrial (HuiZhou) Co., Ltd.	2010/9/29	Huizhou Technology Park, Shiergou Lot, Damencun Group, Xialiao Town Committee, Longxi	US\$50,000,000
AnTec Automotive Electric System (KunShan) Co., Ltd.	2002/8/9	No.299 Nansong Rd., Yushan Town, Kunshan City, Jiangsu Province, China.	US\$9,505,000
ANTEC ELECTRIC SYSTEM CO., LTD.	1983/3/3	NO.239, SEC. 1, BEISHEN RD., SHENKENG DIST., NEW TAIPEI CITY 222, TAIWAN	NT\$600,100,000
Chengdu Yipu Logistics Co., Ltd.	2014/8/8	No.333, Hezuo Rd. (West District), Chengdu Hi-tech Industrial Development Zone, Chengdu City, Sichuan Province, China.	RMB1,200,000
Chengdu Zhuxuntong Import & Export Co., Ltd.	2019/6/28	No. 301, 3F, Building 58, No.888, Hezuo Rd., Chengdu Hi-tech Industrial Development Zone,	RMB2,000,000
CHENGDU FULIAN ZHUNREN TECHNOLOGY CO.,LTD	2015/1/15	No.1, Huanghe Road, Xindu Sub-District, Xindu District, Chengdu	RMB20,000,000
CHIVALRY TECHNOLOGY LIMITED	2020/8/18	Floor 19, Zhongtu Building, No. 263, Songyusheng Plaza, Aomen	MOP224,700
Jiangsu Yuchai Logistics Co., Ltd.	2015/5/12	No.18, Xinhui Road, Wuxi	RMB0
Ingrasys Info-Tech Corp.	1999/8/10	9F-913, No.1 Sanfengbeili, Chaoyang District, Beijing City, China.	RMB12,683,095
PULLUX ELECTRONICS LIMITED	2020/8/18	Floor 19, Zhongtu Building, No. 263, Songyusheng Plaza, Aomen	MOP337,100
Xi'an Topone Logistics Co., Ltd.	2014/5/4	In Shaanxi Shangchu, Erfuying Village, Fengchan Road, Weiyang District, Xi'an	RMB0
Foshan Pulida Technology Co., Ltd.	2020/9/10	No. 1, Changhong East Road, Chancheng District, Foshan City	RMB10,000,000
Premier Image Technology (China) Ltd.	1990/4/30	No.32 Changhong East Road, Chancheng District, Foshan City, China.	US\$141,764,036
Foshan Zhizaogu Chanyeshifanjidi Co., Ltd.	2020/9/25	Unit 208, Floor 2, No. 12, Fengming Plaza, No. 7, Shugang Road, Guicheng Sub-District, Nanhai District, Foshan City(Shenbao, Zhu Office)	RMB0
Foshan Zhizaogu Chuangxinzhongxin Co., Ltd	2020/9/28	Unit 208, Floor 2, No. 12, Fengming Plaza, No. 7, Shugang Road, Guicheng Sub-District, Nanhai District, Foshan City(Shenbao, Zhu Office)	RMB10,000,000
LinYih International Investments Co., Ltd.	1998/6/16	15F., NO.207-1, SEC. 3, BEIXIN RD., XINDIAN DIST., NEW TAIPEI CITY 23143, TAIWAN	NT\$2,619,000,000
Honxun Electrical Industry (HangZhou) Co., Ltd.	1999/12/17	No.58 11th Main Street, Hangzhou Economic and Technological Development Area, Hangzhou	US\$126,800,000
HongYe Precision Components (KunShan) Co., Ltd.	1998/12/18	No.880 Zizhu Rd., Yushan Town, Kunshan City, Jiangsu Province, China.	US\$5,800,000
PEROBOT CO., LTD.	2016/5/9	2F., NO.32, JIHU RD., NEIHU DIST., TAIPEI CITY 11492, TAIWAN	NT\$100,000,000
uniEat Co.,Ltd.	2018/5/9	11F-2, No.25, Chenggong 2nd Rd., Qianzhen District, Kaohsiung City, Taiwan.	NT\$107,000,000
Belkin Trading (Shanghai) Co., Ltd.	2004/5/31	Room 1407B, No. 118 Xinling Rd., China Pilot Free-Trade Zone, Shanghai City, China.	US\$1,140,000
Asia Pacific Telecom Co.,Ltd.	2000/5/5	8F, No.32, Jihu Rd., Niehu Dist., Taipei City, Taiwan.	NT\$43,171,963,990

Company name	Date of Establishment	Address	Paid in Capital
ZETTMAGE SEMICONDUCTOR LIMITED	2020/8/21	Floor 19, Zhongtu Building, No. 263, Songyusheng Plaza, Aomen	MOP561,900
EVENWELL DIGITECH INC.	2009/10/9	NO.4, MINSHENG ST., TUCHENG DIST., NEW TAIPEI CITY 236, TAIWAN	NT\$90,000,000
Yueyang Jusda Supply Chain Management Co.,Ltd.	2019/8/27	Room 208, Customs Service Center, International Trade Bonded Logistics Center, Chenglingji Free	RMB3,000,000
KUNSHAN FUCHENGKE PRECISION ELECTRONICAL CO.,LTD.	2014/10/31	Room 9, No. 299, Nansong Rd, Yushan Township, Kunshan City, Jiangsu Province, China.	US\$25,000,000
Kunshan Tengyang Intelligent Technology Co.,Ltd	2017/8/1	No. 668, Haunqing Rd, Yushan Township, Kunshan City, Jiangsu Province, China.	US\$0
KunShan XinYang Real Estate Development Co., Ltd.	2009/4/8	No.57, Z26, Beibao Island Villa Area, Yushan Township, Kunshan City, Jiangsu Province, China.	RMB84,000,000
Cens Way Technologies Co., Ltd.	2020/10/27	No. 53, Sec. 4, Zhongyang Rd., Tucheng Dist., New Taipei City , Taiwan (R.O.C.)	NT\$302,000,000
HANGZHOU JUSDA SUPPLY CHAIN MANAGEMENT LIMITED	2015/8/3	Building 4, No. 3, Dongmen, Baoshui District, Zonghe, Qiantang New District, Hangzhou City, Zhejiang Province	RMB1,000,000
Hangzhou Jianguo Innovation Medical Technology Co., Ltd.	2016/9/19	Room 306, Building 3, No.9 Zhuantang Science & Economy Area, Xihu District, Hangzhou City,	RMB33,000,000
DongGuan HongSong Precision Components Co., Ltd.	2005/6/15	No.6 Xinyuannan Rd., Tangxia Town, Dongguan City, Guangdong Province, China.	US\$10,000,000
Dongying PV Technology Co. Ltd.	2016/12/14	Room 101, No.166, Dongyingqu South 1st Rd., Dongying City, Shandong Province, China.	RMB19,910,000
Wuhan Jusda Supply Chain Management Limited	2015/6/23	No.3, East GaoQiao 4th Rd, Tainan 1st Rd South, Xihu District, Wuhan City, Hubei Province,China.	RMB10,000,000
Wuhan Topone Logistics Co., Ltd.	2014/5/12	No. 1 Taizhong Ave., Gaoqiao Industrial Park, Wuhan Wujiashan Taishang Investment Area,	RMB5,000,000
Wuhan Zhunxuntong Enterprise Service Co.,Ltd	2019/3/26	1F & 2F, Building C01, MOEBG Phase 1, Foxconn Technology Group Wuhan Science and Technology Park, No.239, Guanggu 2nd Rd, Donghu New Technology Development Zon, Wuhan City, Hubei Province, China.	RMB1,000,000
Henan Zhongyuan RongChuang Fund Management Co., Ltd.	2013/3/6	No. 1328, 13F, Nanyi International Building 2, Zhanxi 2nd Rd, Xinyi Rd East, Zhengzhou Area of	RMB20,000,000
Henan Zhongyuan Financial Leasing Co.Ltd	2013/1/24	4F, Building D12, Changan Rd., East Area Bonded Area, Zhengzhou Aviation Port, Zhengzhou City, Henan Province, China	RMB64,000,000
Henan Yupin Real Estate Co.,Ltd	2014/10/10	10F, Runfengjinshang Building 2, No.76, Duyanghu Rd., Zhengzhou Aviation Port, Zhengzhou	RMB670,000,000
HeNan FuChi Technology Co., Ltd.	2017/1/18	F11, Baoshui District, Zonghe, East Of Changan Road, Hangkonggang District, Zhengzhou City	RMB220,000,000
HeNan YuZhan Technology Limited	2015/10/23	Level 2 & 3, Building B07-2, Area B, East Consolidated Bonded Area, Zhengzhou Airport Economy Zone, Zhengzhou City, Henan Province, China.	RMB3,450,000,000



Company name	Date of Establishment	Address	Paid in Capital
FAROBOT INC.	2020/7/30	12F.-4,12F.-3, No. 700, Zhongzheng Rd., Zhonghe Dist., New Taipei City , Taiwan (R.O.C.)	NT\$200,000,000
SolidEdge Solution Inc	2021/1/13	5F., No. 9, Lixing 5th Rd., East Dist., Hsinchu City	NT\$299,000,000
Jin Ji Full Investment Holding Co., Ltd.	2017/9/30	4F., NO.53, SEC. 4, ZHONGYANG RD., TUCHENG DIST., NEW TAIPEI CITY 23675, TAIWAN	NT\$268,000,000
Jin Ji Full Precision Machinery (WuHan) Co.,Ltd	2015/1/28	Building J03, Foxconn Technology Group Wuhan Science and Technology Park, No.1 Guanggu 2nd Rd, Wuhan Donghu New Technology Development Zone, Wuhan City, Hubei Province,China.	US\$35,000,000
JIN JI FULL PRECISION MACHINERY (QIN HUANG DAO) CO., LTD	2018/5/29	Factory A15, No.18 Tengfei Rd., Qinhuangdao Economic & Technological Development Zone, Qinhuangdao City, Hebei Province, China.	US\$1,500,000
Changchun ChenTai Technology Co., Ltd.	2014/8/29	Room 201, Hexing Deputy Building, Hexingda Rd., Changchun Helong Economic Development Zone, Changchun City, Jilin Province, China.	RMB16,020,000
Changchun YongTai Technology Co., Ltd.	2014/8/29	Room 202, Hexing Deputy Building, Hexingda Rd., Changchun Helong Economic Development Zone, Changchun City, Jilin Province, China.	US\$1,600,000
Changchun Leiguan Environmental Plastic Products C	2013/10/16	North 1, Junction of Heshun Road and Delong Avenue, Nong'an Economic Development Zone, Changchun, Jili	US\$5,520,000
Qingdao Ruitaitong Supply Chain Management Co., Ltd.	2018/8/31	525, Floor 1, East Office Building, No.45, Beijing Road, Qingdao Bonded Zone, Shandong	RMB0
Shin Yan Technology (Foshan) Co., Ltd.	2021/5/14	401-6, Floor 4, Block A, R&D Building, Software Sci-Tech. Park, Shishan Town, Nanhai District, Foshan	RMB0
Nanjing Futeng New Energy Vehicle Technology Co., Ltd.	2021/1/12	Floor 4, Building C3, Hongfeng Sci-Tech. Park, Nanjing E.D.A.	RMB0
NANJING HONGFUSHARP PRECISION ELECTRONICS CO., LTD.	2016/12/7	No.318, Yao Xin Ave., Nanjing Economic and Technological Development Zone, Nanjing City, Jiangsu Province, China.	RMB4,063,025,000
NanNing FuTaiHong Precision Industrial Co., Ltd.	2011/1/12	B Factory Area, Foxconn Technology Group Nanning Science Park, No. 51 Tongle Ave., Nanning City, Guanxi Autonomous Region, China.	US\$50,000,000
NanNing FuGui Precision Industrial Co., Ltd.	2011/1/12	B Premise, Foxconn Nanning Sci-Tech. Park, No.51, Tongle Avenue, Nanning, Guangxi	RMB1,100,332,552
Smarter Technology (Shenzhen) Co., Ltd.	2016/2/23	49 Gaoxin Area Joint Headquarters Building, No. 63, Xuefu Rd., Binhai Community, Yuehai District, Nanshan District, Shenzhen City, Guangdong Province, China.	RMB10,000,000
Spectacular Co., Ltd.	2020/6/17	11F., No. 32, Jihu Rd., Neihu Dist., Taipei City , Taiwan (R.O.C.)	NT\$100,000,000
Maoming Yijie Logistics Co., Ltd.	2015/6/5	Shangnan Village, Paotai, Nanhai Sub-district, Dianbai District, Maoming	RMB3,120,000
SOCLE TECHNOLOGY CORP.	2013/5/14	3F., NO. 1, CHUANGXIN 2ND RD., HSINCHU SCIENCE PARK, HSINCHU CITY 300, TAIWAN	NT\$531,386,000

Company name	Date of Establishment	Address	Paid in Capital
SOCLE TECHNOLOGY (Shanghai) LTD	2011/1/12	Room 301-30, 3F Building 2, No.38 Debao Rd., Shanghai Free-Trade Zone, Shanghai City, China.	US\$1,500,000
CHONGQING GUANZHUO TECHNOLOGY CO., LTD.	2010/11/26	4F Research Building, Area B Xiyong Software Park, Chongqing City, China.	RMB35,000,000
CHONGQING FERTILE PLAN LOGISTICS CO., LTD.	2009/7/21	Xiyong Comprehensive Bonded Zone, No.1 Dongqu 1st Rd., Shapingba District, Chongqing City, China.	RMB10,000,000
Chongqing Hongteng Technology Co., Ltd.	2014/9/17	22F, No.1 Xijing Ave., Shapingba District, Chongqing City, China.	US\$3,000,000
Chongqing Zhunxuntong Customs Service Co.,Ltd.	2019/4/25	3a-3-08, No. 57-19 DaXueChengZongbao Blvd., Shapingba District, Chongqing City, China.	RMB1,500,000
ChongQing FuGui Electronics Co., Ltd.	2017/4/19	Building 41, No.1 Xijing Ave., Shapingba District, Chongqing City, China.	RMB100,000,000
ChongQing Jingmei Precision electronic Co., Ltd.	2014/9/9	Building 16 & 23, No.1 Xijing Ave., Shapingba District, Chongqing City, China.	RMB30,000,000
Joyspeed Global Cargo China Limited	2002/12/9	Unit 01-02, Tower 1, 6/F, Magnet Place, 77-81 Container Port Road, Kwai Chung, N.T., Hong Kong	HK\$8,000,000
Jusda Supply Chain Management Shanghai Co., Ltd.	2016/8/22	Room 114, Building 3, No.2469, Tingfeng Highway, Zhujing Town, Jinshan District, Shanghai	RMB8,000,000
JUSDA SCM (HUAIAN) CO., Ltd.	2016/11/15	No.168 Fushikang Rd., Huai'an Economic and Technological Development Zone, Huaian City, Jiangsu Province, China.	RMB4,000,000
Jusda Energy Technology (Shanghai) Co., Ltd.	2018/11/20	Room 406 4F, No 237 Gaohe Rd., Pudong New District, Shanghai City, China.	RMB0
Jusda Energy Technology(Zhoushan) Co.,Ltd.	2020/1/6	Room 409-81, Building 4, Gaoxin Industries Park, Zhoushan, Dinghai District, Zhoushan City, Zhejiang Province	RMB0
Jusda Supply Chain Management International Co., Ltd.	2010/10/11	No.888 Hezuo Rd., Gaoxin West District, Chengdu City, Sichuan Provnice, China.	RMB179,384,654
Triple Win Precision Electronics (Jin Cheng) Co., Ltd.	2018/5/28	Factory Building B2, Foxconn Industrial Park Area B, No. 1216 Lanhua Rd., Jincheng Development Zone, Jincheng City, Shanxi Province, China.	RMB60,000,000
Jincheng Foxconn intelligent manufacturing institute Co., Ltd.	2019/10/23	No. 1216 Lanhua Rd., Jincheng Development Zone, Jincheng City, Shanxi Province, China.	RMB100,000,000
Jincheng Futaihua Precision Electronic Co., Ltd.	2015/11/10	Factory Building A2, Foxconn Industrial Park Area B, 1216 Lanhua Rd., Jincheng Development Zone, Jincheng City, Shanxi Province, China.	RMB1,100,000,000
Jinchen Hongren Technology Co. Ltd	2015/1/13	No.1216, Lanhua Road, Jincheng E.D.A., Shanxi	RMB183,000,000
Jincheng Hongzhi Nano optical-mechanical-electrical institute Co., Ltd.	2019/10/15	Planned South of ShunAn Rd., (ShuangChuang Park Building 6), East of JinDing Rd., Jincheng Development Zone Jinjiang Industrial Park, Jincheng City, Shanxi Province, China.	RMB500,000

Company name	Date of Establishment	Address	Paid in Capital
Jincheng HongShuo intelligent technology Co., Ltd.	2019/9/29	Planned South of ShunAn Rd., (Building A14), East of JinDing Rd., Jincheng Development Zone Jinjiang Industrial Park, Jincheng City, Shanxi Province, China.	RMB80,000,000
Taibangjie Supply Chain Management(Shen Zhen) Limited	2014/10/30	Room 206 & 208 2F, Lot B, Gangzhilong Science and Technology Park, Heping E. Rd., Longhua Subdistrict, Longhua New District, Shenzhen City, Guangdong Province, China.	HK\$600,000
Infocus precision industry(shenzhen) Co., Ltd.	1999/1/11	51F United Headquarters Mansion, No.63 Xuefu Rd., Yuehai Residential District, Nanshan District, Shenzhen City, Guangdong Province, China.	RMB200,797,664
SHUNSIN TECHNOLOGY (ZHONG SHAN) LIMITED	1998/6/19	No.9 Jianye East Rd., Torch Hi-Tech Development Zone, Zhongshan City, Guangdong Province, China	US\$102,000,000
ShunYun Technology Holdings (Hong Kong) Limited	2021/7/7	Suite 1222, 12/F., Leighton Centre, 77 Leighton Road, Causeway Bay, HongKong.	US\$1
SHUNYUN TECHNOLOGY (ZHONGSHAN) LIMITED	2020/11/26	Building 11, Zhiyi, No. 9, Jianye East Road, Huoju Development Area, Zhongshan City	US\$19,500,000
TalenteK Microelectronics (He fei) Limited	2017/6/5	XinZhan Bonded Zone of HeFei, AnHui Province, China	RMB46,577,960
CircuTech Technology Service (ShenZhen) CO.LTD.	2019/7/31	Lot 605, 6F, 11#-6, 11#-4, 8 Levels, Wancheng Comprehensive Warehouse, No.6 Hongmian Rd.,	HKD5,000,000
MIH Consortium	2021/7/6	Rm. 614, No. 1, Jingmao 2nd Rd., Nangang Dist., Taipei City	NT\$30,000,000
Ambit Microsystems (JiaShan) Ltd.	2015/8/7	Room 101 6F, No.258 Nanyuan Rd., Xitang Town, Jiashan County, Zhejiang Province, China.	RMB6,000,000
AMBIT MICROSYSTEMS CORP.	2016/2/26	3F., NO.32, JIHU RD., NEIHU DIST., TAIPEI CITY 11492, TAIWAN	NT\$100,000
JiZhun Precision Industrial (HuiZhou) Co., Ltd.	2006/9/11	12th Group Section, Xialiao Village Committee Damen Village, Boluo County, Huizhou City,	RMB653,484,766
KangZhun Electronic Technology (KunShan) Co., Ltd.	1998/7/9	No.880 Zizhu Rd., No.880 Zizhu Rd., Kunshan Economic and Technological Development Zone, Kunshan City, Jiangsu Province, China.	US\$251,100,000
GENCONN BIOTECH CO., LTD.	2017/2/14	15F., NO.207-5, SEC. 3, BEIXIN RD., XINDIAN DIST., NEW TAIPEI CITY 23143, TAIWAN	NT\$40,000,000
CONING TECHNOLOGY LIMITED COMPANY	2016/5/26	NO.15, GONGYEQU 7TH RD., XITUN DIST., TAICHUNG CITY 40755, TAIWAN	NT\$295,000,000
HEALTHCONN CORP.	2009/1/10	P.O. Box 31119 Grand Pavilion, Hibiscus Way, 802 West Bay Road, Grand Cayman, KY1-1205 Cayman Islands	NT\$457,378,830
GLOBAL IT SERVICES CO. LTD.	2008/6/19	3F., NO.3-2, ZHONGSHAN RD., TUCHENG DIST., NEW TAIPEI CITY 23680, TAIWAN	NT\$20,000,000
JieDaShi Software (ShenZhen) Co., Ltd.	2008/6/20	Area A 3F Mold Factory, Foxconn Technology Group Longhua Science Park Sector D1, No.2	US\$11,500,000

Company name	Date of Establishment	Address	Paid in Capital
HuaiAn MingYang Real Estate Development Co., Ltd.	2007/4/28	No. 6, Xiamen Rd., Huai'an Economic and Technological Development Zone, Huaian City, Jiangsu	RMB70,000,000
HuaiAn FuLiTong Trading Co., Ltd.	2007/7/12	Building E6, No.168 Fushikang Rd., Huai'an Economic and Technological Development Zone, Huaian City, Jiangsu Province, China.	RMB30,000,000
HUAIAN FuYang Soleros Technology Co., Ltd.	2017/11/2	Room 1009 Building E6, No.168 Fushikang Rd., Huai'an Economic and Technological	RMB37,000,000
Shenzhen Yuchai Logistics Co., Ltd.	2009/1/16	Room 1706, Tian'an International Building, Renmin South Road, Luohu District, Shenzhen	RMB100,000
SHENZHEN HOCHICHUANG TECHNOLOGY CO., LTD.	2018/4/3	24B, Floor 24, Block A, Zhongzhi Times Plaza, No. 8, Donghuaner Road, Fukang Community, Longhua Sub-District, Longhua District, Shenzhen City	RMB3,000,000
Shenzhen eLux Display Co., Ltd.	2017/4/21	Foxconn Industrial Park Sector A, No.2 Donghuan 2nd Rd., Fukang Community, Longhua Subdistrict, Shenzhen City, Guangdong Province, China.	RMB0
Shenzhen Topone Logistics Co., Ltd.	2013/2/1	802, No. 15, 1st Alley, Cuigang District 1, Fuwei Community, Fuyong Subdistrict, Bao'an Dist., Shenzhen City, Guangdong Province, China.	RMB5,000,000
Shenzhen KCT Technology Co., Ltd.	2017/1/17	Room A, 2F, Building B, Foxconn Industrial Park Sector A, No.2 Donghuan 2nd Rd., Fukang Community, Longhua Subdistrict, Shenzhen City, Guangdong Province, China.	RMB5,000,000
Jin Ji Tiger Investment Holding Co., Ltd.	2014/8/29	Vistra Corporate Services Centre, Ground Floor NPF Building, Beach Road, Apia, Samoa	RMB127,200,000
QIANHAIJUSDA SUPPLY CHAIN MANAGEMENT LIMITED	2015/10/21	Room 201, Building A, No. 1 Qianwan 1st Rd, 1 Qianwan 1st Road, Qianhai Shenzhen-Hong Kong Modern Service Industry Cooperation Zone, Shenzhen City, Guangdong Province, China.	RMB15,000,000
Shenzhen Zhunxuntong technology Co., Ltd.	2018/8/17	3F Foxconn Industrial Park Building D13, No.2 Donghuan 2nd Rd., Fukang Community, Longhua Subdistrict, Shenzhen City, Guangdong Province, China.	RMB10,000,000
Shenzhen Foxconn Advanced Manufacturing Capacity Training University	2000/8/19	No.2 Donghuan 2nd Rd., Yousong 10th Industrial Zone, Longhua Town, Baoan District, Shenzhen City, Guangdong Province, China.	RMB730,000
ShenZhen Fuhongxun Technology Co., Ltd.	2017/3/30	Room B 2F, Building B, East of Donghuan 2nd Rd., Longhua Subdistrict, Shenzhen City, Guangdong Province, China.	RMB100,000,000
SHENZHEN FORTUNE FINTECH CO., LTD	2016/11/24	Room 201 Building A, No.1 Qianwan 1st Rd., Qianhai Shenzhen-Hong Kong Modern Service Industry Cooperation Zone	RMB4,000,100
ShenZhen FerTile Plan international Logistics Co., Ltd.	2006/10/25	1F and Mezzanine Building 1, Century Display Technology Park, Minqing Rd. (N), Longhua	RMB110,000,000

Company name	Date of Establishment	Address	Paid in Capital
Shen Zhen Fu Neng new energy technology Co., Ltd.	2013/1/31	Area A 2F Mold Factory, Foxconn Technology Group Longhua Science Park Sector D1, No.2 Donghuan 2nd Rd, Longhua Sub-district, Shenzhen City, Guangdong Province, China.	RMB30,000,000
ShenZhen Fulianwang Internet Of Things Intelligent Home Furnishing Co., Ltd	2017/5/5	Floor 4, Building D12, Fushikang Industrial Park, No. 2, Donghuaner Road, Fukang Community, Longhua Sub-District, Longhua District, Shenzhen City	RMB2,000,000,000
Shenzhen Fu Rong Inclusive Finance Co., Ltd.	2017/1/13	2F (Southeast Wing) Building B, Foxconn Technology Group Longhua Science Park, No.2	RMB600,000,000
Shenzhen Fu Lian Ling Yun Guang Technology Co., Ltd	2020/9/1	Factory Building Floor A1/2, Jieli Premise, Babai Industrial Park, No.2 Industrial Zone, Baihua Community, Guangming Sub-District, Guangming District, Shenzhen	RMB0
ShenZhen FuHongJie Technology Service Co., Ltd.	2006/8/28	Warehouses 6F 601-605, 506-510, 5F 501-502, 2F 201-206, Wancheng Comprehensive Warehouse, No 1#-10#, Level 2, Wancheng Comprehensive Warehouses, No.6 Hongmian Drive, Futian Free Trade Zone, Fubao Subdistrict, Shenzhen City, Guangdong Province, China.	RMB8,000,000
Shenzhen Dengmao Science And Technology Company	2014/7/7	West Wing 2F, No.3 Guanbao Rd., Shangkeng Community, Guanhu Office, Guanlan New District, Longhua Sub-district, Shenzhen City, Guangdong Province, China.	RMB10,000,000
Shenzhen Hyper Power Information Technology Co., Ltd.	2018/4/27	Room 201 Building A, No.1 Qianwan 1st Road, Qianhai Shenzhen-Hong Kong Modern Service Industry Cooperation Zone, Shenzhen City, Guangdong Province, China.	RMB5,000,000
SMARTSHELL office (Shenzhen) co., ltd	2018/4/20	Room 201, Building A, No. 1, Qianwanyi Road, Shengang Cooperative District, Qianhai, Shenzhen City	RMB0
Shen Zhen Hong Zhao Da Technology Services Co., Ltd.	2015/5/4	Warehouses 5F 503-505, 4F 401-402, 3F 306-310, 2F 207-210, Wancheng Comprehensive Warehouse, No 1#-10#, Level 2, Wancheng Comprehensive Warehouses, No.6 Hongmian Drive, Futian Free Trade Zone, Fubao Subdistrict, Shenzhen City, Guangdong Province, China.	RMB10,000,000
Hongfei Precision Technology (shenzhen Co., Ltd.	2017/10/13	A District, Jiaceng, Building 1, Changfang, F8C District, Kejiyuan, Fushikang, Erhao, Donghuaner Road, Longhua Sub-District, Longhua District, Shenzhen City	RMB66,000,000
Yantian Jusda Supply Chain Management Co., Ltd.	2016/5/9	Floor 1, Building A, Xiandaiwuliu Center, Beipian District, Baoshui District, Zonghe, Yantian, No. 15, Mingzhu Road, Yantian District, Shenzhen City	RMB2,000,000
Leapsy Inc.	2017/8/2	101, No. 2, Kehui Road, Kejiyuan Community, Yuehai Sub-District, Nanshan District, Shenzhen City	RMB12,833,100

Company name	Date of Establishment	Address	Paid in Capital
SHENZHEN HEALTHCONN HEALTH TECHNOLOGY CORP.	2015/8/27	Floor 3, Building C12, Fushikang Industrial Park, No. 2, Donghuaner Road, Fukang Community, Longhua Sub-District, Longhua District, Shenzhen City	RMB2,000,000
ShenZhen FuTaiHong Precision Industrial Co., Ltd	2002/6/25	2F, Building 3, Foxconn Technology Group Longhua Science Park Sector K1, No.2 Donghuan 2nd Rd, Longhua Sub-district, Shenzhen City, Guangdong Province, China.	US\$184,720,000
Shenzhen FuLian Fugui Precision Industry Co., LTD	2017/5/11	Floor 1/2/3/4, Building 1, Factory Building, Zone F8D, Foxconn Tech. Industrial Park, East of Minqing Road, Longhua Sub-district, Longhua District, Shenzhen	RMB2,040,000,000
Shenzhen Fu Lian Intelligent Manufacturing Industry Innovation Center Co., Ltd.	2018/9/30	Floor 2, Building B3, Fushikang Industrial Park, No. 2, Donghuaner Road, Fukang Community, Longhua Sub-District, Longhua District, Shenzhen City	RMB60,000,000
FuGion Material Technology (ShenZhen) Limited	2007/5/22	Shubiankeng Industrial Area, Bantantou Community, Songgang Residential District, Baoan District, Shenzhen City, Guangdong Province, China.	US\$12,500,000
Shenzhen Zhanggongzhi	2018/8/22	27-1, No.27-28, Xingong Village, Sanlian Community, Longhua Sub-district, Longhua District, Shenzhen	RMB6,570,000
Shenzhen Foxconn Industrial Internet Consulting Co., Ltd.	2019/10/9	Level 2, Building B3, Foxconn Industrial Park, No.2 Donghuan 2nd Rd., Fukang Community, Longhua Subdistrict, Shenzhen City, Guangdong Province, China.	RMB50,000,000
Fu Lian Shenzhen	2018/6/27	Floor 2, Building B3, Foxconn Industrial Park, No.2, Donghuan 2nd Road, Fukang Community, Longhua Sub-district, Longhua District, Shenzhen	RMB0
SHENZHEN JINGJIANG YUNCHUANG TECHNOLOGY CO., LTD	2018/1/10	2F B Area, 1F B Area and Mezzanine B Area, Building 14-B08, Foxconn Industrial Park Sector B Factories, Guanlan Residential District, Dashan Community, Longhua Subdistrict, Shenzhen City, Guangdong Province, China. 1F Mezzanine A, Foxconn Industrial Park Sector D1, No.2 Donghuan 2nd Rd., Fukang Community, Longhua Subdistrict, Shenzhen City, Guangdong Province, China.	RMB80,000,000
Shenzhen Jingji Precision Machinery Trade Co., Ltd	2015/5/22	Area A, Building B Mezzanine, Foxconn Technology Group Longhua Science Park Sector C, No.2 Donghuan 2nd Rd, Longhua Sub-district, Shenzhen City, Guangdong Province, China.	RMB10,000,000
Shenzhen Hongzhi yun chuang Technology Co., Ltd	2015/7/20	101, 201, 1F Mezzanine, Building B3, Foxconn Technology Group Longhua Science Park Sector C, No.2 Donghuan 2nd Rd, Longhua Sub-district, Shenzhen City, Guangdong Province, China.	US\$15,000,000
Innovative & Intelligent Factory Accelerator (Shenzhen) Co., Ltd	2017/9/20	48 Gaoxin Area Joint Headquarters Building, No. 63, Xuefu Rd., Binhai Community, Yuehai District, Nanshan District, Shenzhen City, Guangdong Province, China.	RMB1,500,000

Company name	Date of Establishment	Address	Paid in Capital
InnoPower Beijing Technology Co., Ltd	2021/6/7	Floor 5501-07, Building 32, No.1 Courtyard, Disheng North Street, Beijing E.D.A., Beijing	RMB0
FORTUNE PRECISION OPTICS CO., LTD.	2011/6/17	4F., NO.53, SEC. 4, ZHONGYANG RD., TUCHENG DIST., NEW TAIPEI CITY 23675, TAIWAN	NT\$1,000,000
Foxconn (KunShan) Computer Connector Co., Ltd.	1993/1/20	No.999 Beimen Rd., Kunshan Economic and Technological Development Zone, Kunshan Shi, Jiangsu Province, China.	US\$244,600,000
Foxconn (NanJing) Software Co., Ltd.	2007/8/1	3FA199 No.1 Tianpu Rd., Pukou Economic Development Zone, Nanjing City, Jiangsu Province, China.	US\$32,000,000
Foxconn Shenyang Precision industry Co., Ltd.	2007/1/17	No.38 Tannan E. Rd., Hunnan District, Shenyang City, Liaoning Province, China.	RMB374,833,830
Foxconn Industrial Internet Co., Ltd.	2015/3/6	2F, Building C1, Foxconn Technology Group Longhua Science Park, No.2 Donghuan 2nd Rd, Longhua Sub-district, Shenzhen City, Guangdong Province, China.	RMB17,724,987,418
Foxconn Electrical Industry Development (Kunshan) Co., Ltd.	1995/11/29	No.889 Fushikang Rd., Yushan Town, Kunshan City, Jiangsu Province, China.	US\$124,000,000
Foxconn Precision Components (ShenZhen) Co., Ltd.	1993/6/23	2nd Industrial Zone, Huangtiancao Park, Xixiang Town, Baoan District, Shenzhen City, Guangdong Province, China.	US\$60,840,000
Foxconn Precision Electronics (TaiYuan) Co., Ltd.	2006/8/30	No.1 Longfei Rd., Tanghuai Park, Shanxi Transformation and Comprehensive Zone, Shanxi Province, China.	US\$473,500,000
Foxconn Precision Electronics (YanTai) Co., Ltd.	2006/6/20	District A-7, Yantai Economic and Technological Development Zone, Yantai City, Shandong	US\$164,000,000
Fuyou Wande Trading Limited Company	2012/12/20	Foxconn Technology Park, No.1 Guanggu 2nd Rd., Wuhan Donghu New Technology Development Zone, Wuhan City, Hubei Province, China.	RMB10,000,000
FOCAL TECH CO., LTD.	2017/7/12	NO.4, MINSHENG ST., TUCHENG DIST., NEW TAIPEI CITY 23679, TAIWAN	NT\$91,600,000
FuHong Precision Components (ShenZhen) Co., Ltd.	1995/11/16	2F-B / 1F-B, Foxconn Baoyuan Industrial Park Sector A, Longhua Subdistrict, Shenzhen City, Guangdong Province, China.	US\$11,500,000
Fu MinG Tuo property management (ShenZhen) Ltd.	1999/1/27	Building 4, Foxconn Century Palace, No.111, Heping Rd., Longhua Subdistrict, Longhua Dist.,	RMB21,369,000
XIX INC.	2014/11/5	9F, No.32, Jihu Road, Neihu Dist., Taipei City, Taiwan.	NT\$32,283,332
Fujintong Financial Information Service(Shanghai) Co., Ltd	2014/6/6	Room 601, Floor 6, Technology Building, No.26, Jiafeng Road, China(Shanghai)Pilot Free Trade Zone	RMB10,000,000
FuJin Precision Industrial (ShenZhen) Co., Ltd.	1995/12/20	10th Industrial Area, Haundong 2nd Rd (N), Longhua Sub-district, Shenzhen City, Guangdong	US\$52,450,000
Fu Jin Ji Network Science-Technology (Henan) Co., Ltd.	2013/5/20	Room 101 1F, No. 11 / No.25 Sigang Liandong Avenue (E), Zhengzhou Airport Economy Zone,	RMB100,000,000
FU JIN JI NETWORK TECHNOLOGY CO., LTD.	2014/12/26	10F., NO.32, JIHU RD., NEIHU DIST., TAIPEI CITY 11492, TAIWAN	NT\$31,092,760
Fuyu Energy Technology (Kunshan) Co., Ltd.	2007/3/8	No.299, Nansong Rd., Yushan Town, Kunshan City, Jiangsu Province, China.	US\$20,000,000

Company name	Date of Establishment	Address	Paid in Capital
Fuyu (Funing) Energy Technology Co., Ltd.	2012/7/11	No.168 Fushikang Ave., Foxconn Industrial Park, Funing County, Yancheng City, Jiangsu Province, China.	US\$55,000,000
Fuyu properties (Shanghai) Co., Ltd	2001/5/15	(Apart from Rooms 102, 203) No.388 Lianyou Rd., Minhang District, Shanghai City, China.	US\$278,000,000
BREAKTIME INC.	2016/12/12	5F., No.287, Sec. 3, Nanjing E. Rd., Songshan Dist., Taipei City, Taiwan (R.O.C.)	NT\$56,686,670
FuZhun Precision Tooling (HuaiAn) Co., Ltd.	2006/12/6	No.168 Fushikang Rd., Huai'an Economic and Technological Development Zone, Huaian City, Jiangsu Province, China.	US\$99,200,000
FUZHUN PRECISION TOOLING (JIASHAN) CO.,LTD	2016/5/6	No. 599, Datang Rd., Xitang Town, Jiashan County, Jiaxing City, Zhejiang Province, China.	US\$70,000,000
FuJin Precision Industrial (JinCheng) Co., Ltd.	1999/2/4	Jincheng Local Taxation Bureau Economic and Technological Development Zone, JinchengCity, Shangxi Province, China.	US\$667,000,000
FuTaiJing Precision Electronics (BeiJing) Co., Ltd	2006/11/10	No.9 Jingxiu Street, Beijing Economic-Technological Development Area, Beijing City China.	US\$75,000,000
Futaijing Precision Electronics Yantai Co., Ltd.	2012/7/20	No.50 Beijingzhong Rd., Yantai Economic and Technological Development Zone, Yantai City, Shandong Province, China.	US\$20,000,000
Fu Tai International Investment Co., Ltd	2021/10/8	11F., No. 32, Jihu Rd., Neihu Dist., Taipei City	NT\$105,000,000
FuTaiKang Electronics Development (YanTai) Ltd.	2007/6/7	No.8 Jiaxing Rd., Yantai Economic and Technological Development Zone, Yantai City, Shandong Province, China.	US\$60,000,000
FuTaiKang Precision Components (ShenZhen) Co., Ltd	1999/2/2	101 Building D10, Foxconn Technology Group Longhua Science Park, No.2 Donghuan 2nd Rd, Longhua Sub-district, Shenzhen City, Guangdong Province, China.	US\$5,750,000
FuTaiJie Science & Technology Development (ShenZhe	1999/1/28	No.2, Donghuan 2nd Road, Yousong No.10 Industrial Zone, Longhua Sub-district, Longhua New District, Shenzhen	US\$12,000,000
FuTaiHua Industrial (ShenZhen) Limited	2007/3/14	Building 4/6/7/13 (I Section), Foxconn Guanlan Technology Park Sector B, Guanlan Residential District, Longhua Subdistrict, Shenzhen City, China.	US\$370,000,000
Futaihua Precision Industry (Weihai) Co., Ltd.	2021/8/4	No.29, Jinzhou Road, Torch Hi-Tech Industrial Development Area, Weihai, Shandong	US\$0
FuTaiHua Precision Electronics (ChengDu) Co., Ltd.	2010/7/16	Hezuo Rd., Gaoxin West District, Chengdu City, Sichuan Province, China.	US\$52,000,000
FuTaiHua Precision Electronics (ZhengZhou) Co., Ltd.	2010/7/5	No.7 Standard Factory, Henan Zhengzhou Export Processing Zone, 9th Street, Zhengzhou Economic and Technological Development Zone, Zhengzhou City, Henan Province, China.	RMB2,247,168,040
FuNeng New Energy Technology (Nanyang) Co., Ltd.	2012/6/20	No.6 Longsheng Ave., Nanyang City, Henan Province, China.	US\$35,000,000
FLNET CO., LTD.	2014/11/18	2F., NO.32, JIHU RD., NEIHU DIST., TAIPEI CITY 11492, TAIWAN	NT\$270,000,000



Company name	Date of Establishment	Address	Paid in Capital
FuDing Precision Components (ShenZhen) Co., Ltd.	1995/12/7	1F, 2F, Area A Building A2 / A3, Factory 4 / 5, Baoyuan Science and Technology Park Sector B, Guangguang Rd (S), Dashui District, Guanlan Residential District, Longhua Sub-district, Shenzhen City, Guangdong Province, China.	US\$48,000,000
FIH (TIANJIN) PRECISION INDUSTRY CO., LTD.	2005/6/8	No.207 Hainan Rd., Tianjin Economic-Technological Development Area, Binhai District, Tianjin City, China.	US\$52,800,000
FIH (NANJING) COMMUNICATION CO.,LTD.	2007/5/28	Block B, Yihua Center, No. 50, Andemen Avenue, Yuhuatai District, Nanjing City	US\$17,500,000
FIH CO., LTD.	2004/2/25	NO.4, MINSHENG ST., TUCHENG DIST., NEW TAIPEI CITY 236, TAIWAN	NT\$200,000,000
Fuzhikang Precision Components (BeiJing) Co., Ltd.	2001/3/13	No. 18, Tongjizhong Rd., Beijing Economic-Technological Development Area, Beijing City,China.	US\$68,800,000
Fuzhikang Precision Electronics (LangFang) Co., Ltd.	2007/2/16	No. 18, Furao Road, Longhe New & Hi-Tech Industry Development Area, Anci District, Langfang City, Hebei Province	US\$475,500,000
Fuxiang Private equity investment fund joint ventur	2014/11/13	Room 733, Floor 7, No.26, Jiafeng Road, China(Shanghai)Pilot Free Trade Zone	RMB300,000,000
FuXiang Precision Industrial (KunShan) Co., Ltd.	2004/7/22	No.299, Nansong Rd., Yushan Town, Kunshan City, Jiangsu Province, China.	US\$150,000,000
FuHuaJie Industrial (ShenZhen) Limited	2007/3/14	Floor 3, Building 2, Factory Building, Zone F8A, Foxconn Sci-Tech. Park, No.2, Donghuan 2nd Road, Longhua Sub-district, Longhua District, Shenzhen	US\$115,000,000
FU HUAKE PRECISION INDUSTRY (SHENZHEN) CO. LTD.	2014/10/24	3F Building 1, Foxconn Technology Group Longhua Science Park Section F8a, No.2 Donghuan 2nd Rd, Longhua Sub-district, Shenzhen City, Guangdong Province, China.	RMB82,365,500
FuhuaKe Precision Industry (GuiZhou) Co., Ltd.	2015/12/29	Foxconn Technology Group, Qianzhong Road Electronic Information Industry Park, Gui-An New District, Guizhou Province, China.	US\$30,000,000
FUGUIKANG PRECISION ELECTRONICS (GUIZHOU) CO., LTD.	2014/3/14	Qianzhong Road Electronic Information Industry Park, Gui-An New District, Guizhou Province, China.	US\$20,000,000
FuYang Soleros Technology(NANAYNG) CO., LTD	2015/9/7	No.10 Yulongyuan, Photoelectric Industry Cluster, Nanyang City, Henan Province, China.	US\$173,949,711
FUMENG ELECTRONICAL TECHNOLOGY (HEZE) CO., LTD	2014/12/23	No. 5158 Changjiang E. Rd., Heze Economic Development Zone, Heze City, Shandong Province,China.	US\$0
Fu Sheng Optoelectronics Technology(Kunshan) Co., Ltd	2017/8/11	No.199 Fushikang Rd., Yushan Town, Kunshan City, Jiangsu Province, China.	US\$20,000,000
FuDing Electronic Technology (JiaShan) Co., Ltd.	2006/12/25	No.99 Fuxing Ave., Xitang Town, Jiashan County, Zhejiang Province, China.	US\$365,000,000
FuDing Precision Industrial (ZhengZhou) Co., Ltd.	2010/9/2	No.4401 Shangdu Rd., Baisha Town, Zhengzhou City, Henan Province, China.	US\$40,000,000
Rich Dreams Network Technology (Hangzhou) Limited	2017/6/21	Room 243, Building 3. No.16 Zhuantang Technology Economy Area, Xihu District, Hangzhou City, Zhejiang Province, China.	RMB1,200,000

Company name	Date of Establishment	Address	Paid in Capital
KICK2REAL CO.,LTD.	2014/4/28	4F., NO.53, SEC. 4, ZHONGYANG RD., TUCHENG DIST., NEW TAIPEI CITY 23675, TAIWAN	NT\$4,000,000
Fuhong Cloud Computing (TianJin) Co., Ltd.	2020/9/21	Floor 3, Building A03, Floor 3, Building A02, Foxconn Tianjin Sci-Tech. Park, No.36, North Avenue, West Zone, Tianjin Development Zone	RMB400,000,000
ShanXi Yuding Precision Technology Co., Ltd.	2017/5/27	No.1, Longfei Street, Tanghuai Park, Taiyuan, Shanxi Comprehensive Reform Demonstration Zone	RMB2,700,000,000
FULIAN TECHNOLOGY (ZHOU KOU) CO., LTD	2021/2/1	Building A01, Foxconn Technology Park, Junction of Daqing Road and Nvwa Road, Chengbei Hi-and-New Tech Park, Chuanhui District, Zhoukou, Henan	RMB0
Fulian Technology (Wuhan) Co., Ltd.	2017/12/26	E730, Factory Building J02, Foxconn Wuhan Sci-Tech. Park, Extra 1, Guanggu 2nd Road, Donghu New Tech Development Zone, Wuhan	RMB1,309,000,000
FULIAN TECHNOLOGY(JIYUAN)CO.,LTD.	2012/4/13	Floor 2, Building C1, Foxconn Sci-Tech. Park, No.2, Donghuan 2nd Road, Longhua Sub-district, Longhua District, Shenzhen	RMB6,018,887,500
Fulian Lankao Yuzhan Intelligent Manufacturing Technology Co.,Ltd	2019/6/21	Building G05, Foxconn Sci-Tech. Park, West of Junction of Jiyang Avenue and Lanyang Road, Lankao County, Kaifeng, Henan	RMB905,000,000
FULIAN TECHNOLOGY(HEBI)CO.,LTD.	2017/12/29	North of Weiliu Road, Heqi Avenue(Middle Section), Urban and Rural Integration Demonstration Zone, Hebi	RMB297,000,000
BaiChang Technology Service(Tianjin) CO.LTD.	2016/12/15	No.81, Haitong Street, Tianjin Economic and Technology Development Area Export Processing Zone	RMB265,011,840
Amworld Microsystems (ShangHai) Ltd.	2007/9/17	Industrial Area, Shanghai	RMB120,340,000
Ambit Microsystems (ShangHai) Ltd.	2003/5/22	No.1925, Nanle Road, Songjiang Industrial Area, Shanghai	RMB587,988,947
FULIAN SYSTEM INTEGRATION ELECTRONICS (HANGZHOU) CO., LTD.	2005/11/28	B5 Factory Building, Plot M14-11-5, Hangzhou E.D.A., Zhejiang	RMB191,817,500
FULIAN SYSTEM INTEGRATION ELECTRONICS (HAINING) CO.,LTD.	2019/6/3	Building D, No.75-77, Zhijiang Road, New & Hi-Tech Industries Park, Haining, Haining City, Jiaxing, Zhejiang	RMB200,000,000
Fulian Fu Jia Zhichuang(Shenzhen) Technology Co.,Ltd.	2019/4/25	Floor 50, United Headquarters Building, Hi-and-New Tech Park, No.63, High-tech South 10th Path, Binhai Community, Yuehai Sub-district, Nanshan District, Shenzhen	RMB70,000,000
Fulian Fu Ji Yun(Shenzhen) Technology Co.,Ltd.	2019/5/10	Floor 50, United Headquarters Building, Hi-and-New Tech Park, No.63, High-tech South 10th Path, Binhai Community, Yuehai Sub-district, Nanshan District, Shenzhen	RMB1,000,000
Fulian Dong Guan Fu Yi Precision Industrial Ltd.	2016/8/31	Floor 1-4, Building 12, Weifeng Industrial Town, No.6, Songshui Road, Songmushan Village, Dalang Town, Dongguan	RMB10,000,000
Fulian TaiYuan Fulian Intelligent Workshop Co., Ltd.	2019/7/8	Building DF5, No.1, Longfei Street, Tanghuai Park, Taiyuan, Shanxi Comprehensive Reform Demonstration Zone	RMB0

Company name	Date of Establishment	Address	Paid in Capital
FULIAN INTELLIGENT WORKSHOP(ZHENGZHOU)CO., LTD	2019/6/11	Building 7, Junction of Huaxia Avenue and Donghai Road, Airport Zone, Zhengzhou	RMB10,000,000
Shenzhenshi Yuzhan Precision Technology Co., Ltd.	2016/3/28	Floor 1, /C04 Building, Floor 3/4, Building C08, Floor 2, Building 07, /C, Floor 4, Building C09, Building 5, Factory Building, Zone B, Foxconn Hongguan Sci-Tech. Park, Fuchengda No.3 Community, Foxconn H5 Factory Building 101/ Guanlan Sub-District, No.2, Donghuan 2nd Road, Fukang Community, Longhua Sub-district, Longhua District, Shenzhen	RMB4,789,000,000
HongFuJin Precision Electronics (TianJin) Co., Ltd	2010/6/10	No.36, North Avenue, West Zone, Tianjin Economic and Technology Development Area	RMB1,762,082,400
Flow Vision Technology Company	2019/4/18	Unit 17K, Floor 17, Block A, Zhongzhi Times Plaza, No.8, Donghuan 2nd Road, Fukang Community, Longhua Sub-district, Longhua District, Shenzhen	RMB2,000,000
FuJun Precision Electronics (ChongGing) Co., Ltd.	2010/9/2	Factory #303-03, HP Park, No.22 Xiyuan 1st Rd., Shapingba District, Chongqing City, China.	US\$15,000,000
FuHonYuan (ShenZhen) Environment Technology Inc.	2012/12/3	Room 501 5F, Building D13, Foxconn Technology Group Longhua Science Park Sector F7, No.2 Donghuan 2nd Rd, Longhua Sub-district, Shenzhen City, Guangdong Province, China.	US\$200,000
FOXCONN GLOBAL NETWORK CORPORATION	2014/7/10	6F, No. 32, Lane 407, Section 2, Tiding Boulevard, Neihu District, Taipei City, 114	NT\$351,001,450
Fuyun Acoustics Technology (Shenzhen) Co., Ltd.	2021/2/20	401/601, Foxconn G12 Factory Building, No.2, Donghuan 2nd Road, Fukang Community, Longhua Sub-district, Longhua District, Shenzhen	RMB0
FuYu Electronic Technology (HuaiAn) Co., Ltd.	2006/12/6	No.168 Fushikang Rd., Huai'an Economic and Technological Development Zone, Huaian City, Jiangsu Province, China.	US\$266,200,000
Langfang city Fuyang New Energy Technology Co., Ltd.	2017/9/21	Building C5, No. 18, Furao Road, Longhe New & Hi-Tech Industry Development Area, Anci District, Langfang City, Hebei Province	RMB38,000,000
LangFang Fertile Plan Logistics Co., Ltd.	2008/1/11	Floor 3, Disan, Building B19, No. 18, Furao Road, Longhe New & Hi-Tech Industry Development Area, Anci District, Langfang City, Hebei Province	RMB10,000,000
LangFang YuZhan Technology Limited	2016/5/26	B14, Factory B13-14, Foxconn Technology Group Sector B, No 369 Jianshe S. Rd., Longhe High Technology Industrial Zone, Anci District, Langfang City, Hebei Province, China.	RMB10,000,000
ALTUS TECHNOLOGY INC.	2003/7/22	2F., No. 25, Chenggong 2nd Rd., Qianzhen Dist., Kaohsiung City , Taiwan (R.O.C.)	NT\$1,018,900,000
Premier Image Technology (H.K.) Limited	1990/9/14	8/F., Whole Floor, Peninsula Tower, 538 Castle Peak Road, Kowloon	HK\$86,192,389
BIG INNOVATION COMPANY LTD.	2014/10/17	10F., No. 32, Jihu Rd., Neihu Dist., Taipei City , Taiwan (R.O.C.)	NT\$100,000,000
LIFE 8 CREATIVE CO., LTD.	2015/4/17	3F., No. 32, Jihu Rd., Neihu Dist., Taipei City , Taiwan (R.O.C.)	NT\$240,000,000

Company name	Date of Establishment	Address	Paid in Capital
HUNAN JUSDA Supply Chain Management Co., Ltd.	2016/12/16	South, Floor 10, Xiezilou, Baoshui Wuliu Investment Construction Co., Ltd. Business, Jinxia Customs, Changsha, No. 29, Qingzhuhu Road, Qingzhuhu Sub-District, Kaifu District, changsha City	RM10,000,000
Guizhou Hangtuo Wulian Technology Co., Ltd.	2020/11/3	Room 230, Floor 1, Technology Incubation Center A, Hi-Tech Industrial Development Area, Tongren, Guizhou	RMB0
GUIZHOU FUNAYUANCHUANG TECHNOLOGY CO., LTD	2014/3/14	Qianzhong Road Electronic Information Industry Park, Gui-An New District, Guizhou Province, China.	US\$41,000,000
Guizhou FIH Precision Electronics Co., Ltd.	2015/3/2	Qianzhong Road Electronic Information Industry Park, Gui-An New District, Guizhou Province,China.	RMB400,000,000
Guizhou Fuhuada Electronic Co., Ltd.	2013/10/23	No.36 Changling S. Rd., Guiyang National Hi-Tech Industry Development Zone, Guiyang City,Guizhou Province, China.	RMB30,000,000
DYNAMIC COMPUTING TECHNOLOGY CO., LTD.	2011/4/1	13F.-2, No. 25, Chenggong 2nd Rd., Qianzhen Dist., Kaohsiung City , Taiwan (R.O.C.)	NT\$120,000,000
CloudMed CDMO Co., Ltd.	2021/6/23	No. 3, Zhongshan Rd., Tucheng Dist., New Taipei City	NT\$200,000,000
Sound Solutions International Co.,Ltd.	2000/11/22	301, Floor 3, Building 2, No.20, Tongji South Road, Beijing E.D.A., Beijing	RMB381,017,436
Sound Solutions (Zhenjiang) International Co., Ltd.	2016/9/20	No.5, Dongfang Access Road, Dagang Sub-district, Zhenjiang New District	RMB707,320,851
SSI Precision Equipment (Zhenjiang) Co., Ltd.	2017/3/14	Room 210, Building 3, Shanghai White Cat Technology Park, Building 21, No. 641 Tianshan Road, Shanghai	RMB50,000,000
Synergy Integration Technology (Shanghai) Inc	2001/10/25	3F.-1, NO. 8, TAIYUAN 1ST ST., ZHUBEI CITY, HSINCHU COUNTY 302, TAIWAN	US\$200,000
Synergy Circulation Technology Co., Ltd.	1998/1/23	No. 53, Section 4, Zhongyang Road, Tucheng District	NT\$129,163,550
Rayprus Technologies Ltd.	2019/3/11	Room 210, Erlou, Louyiqi, Bangong, Zonghe, Jianguan Center, Duoshilianyun Customs, No. 416, Jinyang Road, Toutunhe District, Jingji Technology Development Area, Wulumuqi, Xinjiang	NT\$357,000,000
Xinjiang Kaopu Supply Chain Management Co., Ltd.	2018/7/4	401, Building 2, F8a Factory / 101, Building B9, Building D12, Foxconn Industrial Park, No.2 Donghuan 2nd Rd., Fukang Community, Longhua Subdistrict, Shenzhen City, Guangdong Province, China.	RMB1,090,000
Yuan Kang Agrictural Technology Co., Ltd.	2018/1/17	No.8 Jiaxing Rd., Yantai Economic and Technological Development Zone, Yantai City, Shandong Province, China	US\$5,560,000
YanTai FuLiTong International Trading Co., Ltd.	2008/3/25	No.8 Jiaxing Rd., Yantai Economic and Technological Development Zone, Yantai City, Shandong Province, China.	RMB10,000,000
FEIHU YANTAI)LIMITED	2015/12/18	No. 50, Beijingzhong Rd., Yantai Economic and Technological Development Zone, Yantai City, Shandong Province, China.	RMB20,000,000
YanTai FuTaiTong International Logistics Co., Ltd.	2007/10/26	A-7 Community, Yantai Economic and Technological Development Zone, Yantai City, Shandong Province, China.	RMB10,000,000

Company name	Date of Establishment	Address	Paid in Capital
YanTai FuHuaDa Precision Co., Ltd.	2010/9/26	D05 Section A, Foxconn Industrial Park, No.8 No.8 Jiaxing Rd., Yantai Economic and Technological Development Zone, Yantai City, Shandong Province, China.	US\$17,000,000
Yantai Economic&Technological Development Area Hon	2014/1/22	Building A03, No.8 No.8 Jiaxing Rd., Yantai Economic and Technological Development Zone, Yantai City, Shandong Province, China.	RMB400,000
Yantai Ur New Material Technology Co., Ltd.	2018/11/28	NO.12-10, GONGYEQU 31STRD., XITUN DIST., TAICHUNG CITY 40768, TAIWAN	RMB10,000,000
KING GIANTS PRECISION IND. CO., LTD.	2012/5/24	3F, HP PC Factor, Xiyong Microelectronic Industrial Park, No.22 Xiyuan 1st Rd., Xiyong Town, Shapingba District, Chongqing City, China.	NT\$5,000,000
Inncom Technology (ChongQing) Co., Ltd.	2009/10/21	NO.4, MINSHENG ST., TUCHENG DIST., NEW TAIPEI CITY 236, TAIWAN	US\$3,000,000
CHIUN MAI COMMUNICATION SYSTEMS, INC.	2001/4/11	10F., NO.32, KANGHU RD., NEIHU DIST., TAIPEI CITY 11492, TAIWAN	NT\$1,500,000,000
LINKOOH TECHNOLOGY INC.	2016/1/19	Room 242, Building 2, No.16 Fu Xing Ave., Xitang Town, Jiashan County, Jiaxing City, Zhejiang Province, China.	NT\$50,000,000
JiaShan PV Technology Co. Ltd.	2017/10/25	Room 318 3F, Concentrated Auxillary Area, No 530 Zhengding Rd., Shanghai Free-Trade Zone, Shanghai City, China.	RMB30,000,000
Jia Ming Leasing (Shanghai) Company Limited	2015/2/13	Room 901, Lot A, Jiaxing Intelligence & Innovation Park, No.36 Changsheng S. Rd., Jiaxing City, Zhejiang Province, China.	US\$39,570,000
Jiaxing Zhixie Trading Co.,Ltd.	2010/7/8	Room 1107, Lot A, Jiaxing Intelligence & Innovation Park, No.36 Changsheng S. Rd., Jiaxing City, Zhejiang Province, China.	RMB420,000,000
JiaXin Aifengpai Trading Co.,Ltd.	2014/6/25	Area B 1F Factory H3, Century Display Technology Park, Minqing Rd. (N) Sector K2, Longhua Subdistrict, Baoan District, Shenzhen City, Guangdong Province, China.	RMB66,000,000
G-TECH Optoelectronics (Shenzhen) Co.,Ltd	2010/9/28	No.168 Hezuo Rd., Gaoxin W. District, Chengdu City, Sichuan Province, China.	US\$50,000,000
Fushirui ChenDu Precision Industry Co., Ltd.	2014/12/18	Building 7, Junction OfHuaxia Boulevard And Donghai Road, Hangkonggang District, Zhengzhou City	US\$7,000,000
Fushirui Zhengzhou Precision Industry Co., Ltd.	2014/11/4	Shop 1006-1010, 10F, Building A5, No.116-130 Linan Freight Market, Dayuan Village, Taihe Township, Baiyun Dist., Guangzhou City, Guangdong Province, China.	US\$8,000,000
Guangzhou Wangliu Logistics Co., Ltd.	2014/7/21	Room C112, Building 4, No. 169, Chuangqiang Road, Ningxi Street, Zengcheng District, Guangzhou City	RMB0
GUANGZHOU JUSDA SUPPLY CHAIN MANAGEMENT CO., LTD.	2018/9/30	Room 101 / 201, Building B, No.99 Fenghuang 4th Rd., Zhongxin Guangzhou Zhishicheng, Guangzhou City, Guangdong Province, China.	RMB21,100,000
Guangzhou Ur Materials Technology Co., Ltd.	2017/8/9	Room 207, Intersection 7~20, 2F A~2, Building B43, Foxconn Technology Group Nanning Science Park, No. 51, Tongle Blvd, Jiangnan Dist., Nanning City, Guangxi Province, China.	RMB35,000,000

Company name	Date of Establishment	Address	Paid in Capital
China ASEAN Supply Chain Management Co., Ltd.	2019/1/21	No.1, Danan Road, Yulin	RMB25,000,000
Yulin Yuchai Warehousing Service Co., Ltd.	2005/8/3	No.14, Songbai Road, Xingning District, Nanning	RMB45,000,000
Guangxi Yuchi Zhilian Technology Co., Ltd.	2012/4/19	C2327, Floor 2, Building 16, No.8, Jinlong Road, Nanning Area,"China(Guangxi)Pilot Free Trade Zone	RMB240,000,000
Guangxi Youfu Logistics Co., Ltd.	2021/7/6	No.14, Songbai Road, Xingning District, Nanning	RMB0
Guangxi Dynamic Power technology development Co., Ltd.	2006/11/14	No.1, Danan Road, Yuzhou District, Yulin	RMB5,000,000
Guangxi Yuchai MRT Logistics Co., Ltd.	2013/4/23	C1866, Floor 2, Building 16, No.8, Jinlong Road, Nanning Area,"China(Guangxi)Pilot Free Trade Zone	RMB10,000,000
Guangxi Kairui Supply Chain Management Co., Ltd.	2021/5/21	7~20 Intersection A~D 2F, Foxconn Technology Group Nanning Science Park Building B43, No.51 Tongle Ave., Nanning City, Guanxi Autonomous Region, China.	RMB0
Guangxi Fumeng Innovation Technology Co., Ltd.	2017/4/11	No.14, Songbai Road, Xingning District, Nanning	RMB10,000,000
Guangxi Changxing Tire Sales Co., Ltd.	2021/5/7	No.203, Floor 2, Building 3, Industry R&D, Xing Gong Biao Zhuo Factory Building, No.31, Songbai Road, Santang Town, Xingning District, Nanning	RMB0
Guangxi Changtu Tire Sales Co., Ltd.	2017/10/27	No.202, Floor 2, Building 3, Industry R&D, Xing Gong Biao Zhuo Factory Building, No.31, Songbai Road, Santang Town, Xingning District, Nanning	RMB3,000,000
Guangxi Changda Tire Sales Co., Ltd.	2018/8/21	Factory Building Floor 5, Floor 5, Building B01, Zhongmeng Industrial Park, No.5, Guangxin Road, Pumiao Town, Yongning District, Nanning	RMB5,000,000
Guangxi Changqi Tire Sales Co., Ltd.	2019/12/4	No.236, No.1408 Room, Floor 14, Building 2, Wuxiang Greenland Center, No.15, Pingle Avenue, Nanning Area, Guangxi Pilot Free Trade Zone, China	RMB20,000,000
Guangxi KUKU Supply Chain Technology Co., Ltd.	2021/2/5	1F No.7 Light Industries, Lianghe Industrial Park, Guizhou Hongguo Economic Development Zone, Liupanshui City, Guizhou Province, China.	RMB0
Pan Zhou Fu Gui Kang Precision Electronic Co. Ltd.	2014/7/17	3F., NO.33, KEYA RD., DAYA DIST., CENTRAL TAIWAN SCIENCE PARK, TAICHUNG CITY 42881, TAIWAN	RMB50,000,000
FOXNUM TECHNOLOGY CO., LTD.	2007/9/13	No.104, South Building, 100m North of Intersection of Zhenggang 4th Street and Baoshui S. Rd., Zhengzhou Airport Economic Integrated Experimental Zone, Zhengzhou City, Henan Province, China.	NT\$499,283,160
Zhengzhou Yongyang Testing Services Co., Ltd	2013/10/16	1F Building K06, East of Zhengxing Rd., Zhengzhou Airport Economic Integrated Experimental Zone, Zhengzhou City, Henan Province, China.	RMB10,800,000

Company name	Date of Establishment	Address	Paid in Capital
ZhengZhou Justa Logistics Co., Ltd	2011/7/25	Room 213 2F, Business and Logistics Industry Development Bureau, Intersection of Zhenggang 2nd Street and Zhenggang 6th Rd., Zhengzhou Airport Economic Integrated Experimental Zone, Zhengzhou City, Henan Province, China.	RMB3,000,000
Zhengzhou Jusda Industrial Park Development Co., Ltd.	2017/10/25	4F, Comprehensive Bonded Area Building D12, North of Shizu Rd., Zhengzhou Airport Economic Integrated Experimental Zone, Zhengzhou City, Henan Province, China.	RMB70,000,000
Zhengzhou Zhunxuntong technology Co., Ltd.	2018/4/18	919, Lot C, Window of the World Aviation, Yungang Rd. (S), Zhengzhou Airport Economic Integrated Experimental Zone, Zhengzhou City, Henan Province, China.	RMB3,000,000
Zhengzhou Airport Economic comprehensive Experiment	2014/4/10	4F, Comprehensive Bonded Area Building F13, East of Zhengxing Rd., Zhengzhou Airport Economic Integrated Experimental Zone, Zhengzhou City, Henan Province, China.	RMB300,000,000
Zhengzhou Fuyu Occupation training school	2014/8/6	Modern Agriculture Demonstration Park, Yanminghu Town, Zhongmu County, Zhengzhou City, Henan Province, China.	RMB300,000
Zhengzhou Fuyusheng Energy Technology Co., Ltd.	2013/2/26	Modern Agriculture Demonstration Park, Yanminghu Town, Zhongmu County, Zhengzhou City, Henan Province, China.	RMB50,000,000
Zhengzhou Fuyucheng Agricultural Biotechnology Co., Ltd.	2013/1/29	Building E06, Comprehensive Bonded Zone, East of Zhenxing Road, Zhengzhou Airport Zone	RMB40,000,000
ZHENGZHOU FULIAN HONGREN TECHNOLOGY CO.,LTD	2015/2/13	Floor -5, Floor 4, Jinrong Plaza, Junction Of Huaxia Boulevard And Yingbin Road, Hangkonggang District, Zhengzhou	RMB3,100,000
Zhengzhou WanmaYun Elec. Technology Co., Ltd.	2013/11/20	Room 204, 2F, No.1 Fuqian 1st Rd., Tianzhu Township, Shunyi Dist., Beijing City, China.	RMB10,000,000
Kaopu Information Technology (Beijing) Co., Ltd.	2013/11/1	918, Huanan Universal Logistic Center, Huanan International Print and Packing District (2nd Phase), No.1 Huanan Blvd., Hehua Community, Pinghu Subdistrict, Longgang Dist., Shenzhen City, Guangdong Province, China.	RMB38,000,000
Kaopu Information Technology (Shenzhen) Co., Ltd.	2015/11/11	5th Floor, No. 9, Lixing 5th Road, Hsinchu City, Hsinchu Science Park	RMB0
XINGFOX ENERGY TECHNOLOGY CO., LTD.	2016/2/5	No.9 Gongye Ave., Baishazhou Industrial Park, Huifeng Dist., Hengyang City, Hunan Province, China.	NT\$75,030,000
Hengyang Fuxiangyun Culture Co., Ltd.	2012/2/13	Disan Venture Park, Baishazhou Industrial Park, Yanfeng District, Hengyang City, Hunan Province	RMB35,000,000
Hengyang Yuzhan Precision Technology Co., Ltd	2020/5/15	Building A13, 3rd Phase Industrial Park, Baishazhou Industrial Park, Huifeng Dist., Hengyang City, Hunan Province, China.	RMB0
HENGYANG HENGZHIFU FINANCE AND ACCOUNTING SERVICES CO.,LTD	2017/12/29	Room 101, Changfang, No. 1, Dier Electronic Information Venture Park, No. 2, Changtang Road, Baishazhou Industrial Park, Yanfeng District, Hengyang City, Hunan Province	RMB2,000,000

Company name	Date of Establishment	Address	Paid in Capital
HengYang FuTaiHong Precision Industry Co., Ltd.	2013/1/16	Room 101, Factory Building 2, No.2 Electronic Information Venture Park, No.2, Changtang Road, Baishazhou Industrial Park, Yanfeng District, Hengyang, Hunan	RMB50,000,000
Industrial Fulian Hengyang Zhizaogu Co., Ltd.	2021/7/1	Room 410, No. 66, Zhengxing Blvd, 3#01051 Quanta Xincheng, Xibanyikeshujuwei Banner, Xilinhot City, Xilingol League, Inner Mongolia	RMB0
XilinGol League Beiguobatu Supply Chain Management Co., Ltd.	2018/12/21	Building C1, No. 18, Furao Road, Longhe New & Hi-Tech Industry Development Area, Anci District, Langfang City, Hebei Province	RMB4,500,000
Ur Industry Materials (LangFang) Co., Ltd.	2016/3/4	Room 1509, Yousong Business Building, No.48 Mingqing Rd., Daofukang Community, Longhua Subdistrict, Longhua Dist., Shenzhen City, Guangdong Province, China.	RMB13,000,000
Ur Materials Industry (ShenZhen)Co., Ltd.	2015/11/26	(Foxconn Technology Park Building A02), No.1 Guanggu 2nd Rd., Wuhan Donghu New Technology Development Zone, Wuhan City, Hubei Province, China.	US\$12,000,000
Ur New Materials Technology (Wuhan) Co., Ltd	2019/1/4	Room 105, Building 1, No.6 Gongye S. Rd., Song Shan Hu Gao Xin Ji Shu Chan Ye Kai Fa Qu, Dongguan City, Dongguan City, Guangdong Province, China.	RMB10,000,000
Ur Hongxin Testing Technology (Dongguan) Co., Ltd.	2019/4/25	Building E11, Foxconn Technology Park, No.2 Donghuan 2nd Rd., Yousong 10th Industrial Zone, Longhua Subdistrict, Longhua Dist., Shenzhen City, Guangdong Province, China.	RMB6,000,000
Ur Hongxin Detection Technology (Shenzhen) Co., Ltd	2017/9/21	No. 43, Jiefang Rd., Lixia District, Jinan City, Shandong Province, China.	RMB0
Jinan Development Property Development Co., Ltd.	2003/11/18	Room 1001-1003, 1006, 1008, 1009, 10F, Rongqun Mansion, Longguan E. Rd., Yucui Community, Longhua Subdistrict, Shenzhen City, Guangdong Province, China.	RMB156,452,907
Scienbizip Consulting (SZ) Ltd.	2013/8/8	6F., No.32, Jihu Rd., Neihu Dist., Taipei City 11492, Taiwan	US\$7,000,000
Scienbizip Consulting (Far East) Co., Ltd.	2013/6/17	15F., NO.207-1, SEC. 3, BEIXIN RD., XINDIAN DIST., NEW TAIPEI CITY 23143, TAIWAN	NT\$50,000,000
QUKUAILIAN INFORMATION TECHNOLOGY (SHENZHEN) CO., LTD.	2017/6/20	Room 1001-1003, 1006, 1008, 1009, 10F, Rongqun Mansion, Longguan E. Rd., Yucui Community, Longhua Subdistrict, Shenzhen City, Guangdong Province, China.	US\$7,000,000
HonYuan International Investments Co., Ltd.	1997/11/14	No.5, Dongfang Access Road, Dagang Sub-district, Zhenjiang New District	NT\$3,416,789,000
Hongzhaoda Integrated Innovative Service(Kunshan) Co.,Ltd	2011/4/21	No. 24, Changfang, Standard, Diyi Boulevard, Baoshui District, Zonghe, Kunshan	RMB6,000,000
INGRASYS TECHNOLOGY INC.	2002/1/10	21F.-1, NO.207, FUSING RD., TAOYUAN DIST., TAOYUAN CITY 330, TAIWAN	NT\$454,100,000
HongZhun Precision Tooling (KunShan) Co., Ltd.	1995/4/18	No.299, Nansong Rd., Yushan Town, Kunshan City, Jiangsu Province, China.	US\$86,000,000



Company name	Date of Establishment	Address	Paid in Capital
HongZhun Precision Tooling (ShenZhen) Co., Ltd.	1995/12/7	No.2 Donghuan 2nd Rd., Yousong 10th Industrial Zone, Longhua Town, Baoan District, Shenzhen City, Guangdong Province, China.	US\$15,000,000
Foxway Precision Industrial (HangZhou) Co., Ltd.	2003/12/18	Plot M14-11-1, Hangzhou Economic Development Zone, Hangzhou City, Zhejiang Province, China.	US\$12,500,000
Hon Hai Investment Advisers Co., Ltd	2021/9/3	11F., No. 32, Jihu Rd., Neihu Dist., Taipei City	NT\$50,000,000
Hon Hai International Investment Co., Ltd	2021/9/3	11F., No. 32, Jihu Rd., Neihu Dist., Taipei City	NT\$110,000,000
Hongfu (Shenzhen) Equity Investment Fund Management Co., Ltd.	2018/12/11	201 Building A2, Foxconn Industrial Park, No.2 Donghuan 2nd Rd., Longhua Subdistrict, Shenzhen City, Guangdong Province, China.	RMB8,000,000
HONG FU CHENG Technology (Tianjin) Co., Ltd	2018/10/30	1206A-09, 12F Baozheng Building, No. 637 Jinchang Ln., Tianjin Economic-Technological Development Area (Central Business District), Binhai District, Tianjin City, China.	RMB581,000,000
HON FU CHENG PRECISION ELECTRONICS (CHENGDU) CO., LTD.	2017/10/12	No.689 Hezuo Rd., Gaoxin District, Chengdu City, Sichuan Province, China.	RMB1,000,000,000
Hongfuzhun Precision Shenzhen Co., Ltd.	2014/12/17	Factory B 1F Area D, 5F Area B / 4F Building A Factory C, Foxconn Industrial Park, No.2 Donghuan 2nd Rd., Longhua Subdistrict, Shenzhen City, Guangdong Province, China.	US\$12,000,000
HongFuTai Precision Electronics (YanTai) Co., Ltd.	2004/1/5	No.8 Jiaxing Rd., Yantai Economic and Technological Development Zone, Yantai City, Shandong Province, China.	US\$348,900,000
Hongfu Inno ( Hangzhou ) Co., Ltd.	2015/9/30	Room 35220 Building 3, No.2, Zhuantang Science & Economy Area, Xihu District, Hangzhou City, Zhejiang Province, China.	RMB200,000,000
HONGFUSHENG PRECISION ELECTRONICS (ZHENGZHOU) CO., Ltd.	2015/10/28	Building4, 6, 9, 20, Smartphone Industry Park, Intersection of Xinggang Ave. and Renmin Rd., Zhengzhou Airport Economic Integrated Experimental Zone, Zhengzhou City, Henan Province, China.	US\$15,000,000
HONGFUJIN PRECISION INDUSTRY (WUHAN) CO., LTD	2007/1/10	Foxconn (Wuhan) Technology Park, No.1 Guanggu 2nd Rd., Wuhan Donghu New Technology	US\$292,800,000
Hongfujin Precision Industry (Shenzhen) Co., Ltd.	1998/8/3	No.2 Donghuan 2nd Rd., Longhua Subdistrict, Shenzhen City, Guangdong Province, China.	US\$169,000,000
Hong Fujin Precision Industry (HengYang) Co., Ltd.	2012/9/11	3rd Phase Industrial Park, Baishazhou Industrial Park, Huifeng Dist., Hengyang City, Hunan	US\$38,000,000
HongFuJin Precision Electronics (ChengDu) Co., Ltd	2010/7/20	No. 888 Hezuo Rd., Gaoxin W. District, Chengdu City, Sichuan Province, China.	US\$950,000,000
HongFuJin Precision Electronics (ChongQing) Co., Ltd.	2009/10/16	No.1 Dongqu 1st Rd., Shapingba District, Chongqing City, China.	US\$190,650,000
Hongfujing Precision electronic KaiLi) Co., Ltd.	2016/2/6	Kailishi Big Data Industrial Park, Qiandongnan Miao and Dong Autonomous Prefecture, Guizhou	RMB40,000,000
HONGFUJIN PRECISION ELECTRONICS (GUIYANG) CO., LTD	2015/9/11	No.1 Foxconn, Guiyang Comprehensive Protective Tariff Zone, Guiyang City, Guizhou Province, China.	RMB100,000,000

Company name	Date of Establishment	Address	Paid in Capital
HongFuJin Precision Industrial (YanTai) Co., Ltd.	2007/1/31	Export Processing Zone B, Yantai Economic and Technological Development Zone, Yantai City,	US\$170,800,000
HongFuJin Precision Electronics (ZhengZhou) Co., Ltd.	2010/7/23	Comprehensive Bonded Area, East of Zhengxing Rd., Zhengzhou Airport Economy Zone,	US\$2,000,000,000
Hon Young Semiconductor Corporation	2021/9/24	No. 3, Yanxin 3rd Rd., East Dist., Hsinchu City	NT\$3,170,000,000
Hyield Venture Capital Co., Ltd.	1996/9/6	15F., NO.207, SEC. 3, BEIXIN RD., XINDIAN DIST., NEW TAIPEI CITY 23143, TAIWAN	NT\$11,995,000,000
HonYiing International Investments Co., Ltd.	1998/3/24	15F., NO.207-1, SEC. 3, BEIXIN RD., XINDIAN DIST., NEW TAIPEI CITY 23143, TAIWAN	NT\$33,340,000
Hon Chi International Investments Co., Ltd.	1997/7/29	15F., NO.207-1, SEC. 3, BEIXIN RD., XINDIAN DIST., NEW TAIPEI CITY 23143, TAIWAN	NT\$3,002,800,000
Foxtron Vehicle Technologies (Hangzhou) Co., Ltd.	2021/8/17	Comprehensive Office Building Room 220-95, No.222, Lvyin Road, Qianjin Sub-District, Qian Tang New Area, Hangzhou, Zhejiang	RMB0
Foxtron Vehicle Technologies Co.,Ltd.	2020/11/6	2F., No. 3, Sec. 3, Zhongxing Rd., Xindian Dist., New Taipei City , Taiwan (R.O.C.)	NT\$15,576,000,000
Hong Chi Consultant (Shenzhen) Co., Ltd	2017/8/14	Room 201 Building A, No.1 Qianwan 1st Road, Qianhai Shenzhen-Hong Kong Modern Service	RMB11,000,000
Hong Ding Management Consultants (Shenzhen) Co., Ltd.	2017/8/14	Room 201 Building A, No.1 Qianwan 1st Road, Qianhai Shenzhen-Hong Kong Modern Service Industry Cooperation Zone, Shenzhen City, Guangdong Province, China.	RMB1,500,000
OMNIGUIDER INC.	2015/5/18	2F., NO.32, JIHU RD., NEIHU DIST., TAIPEI CITY 11492, TAIWAN	NT\$18,323,530
ANHUI HONGQING PRECISION MACHINE CO., LTD.	1991/3/14	3.9km2 Industrial Park, Anqing Economic and Technological Development Zone, Anqing City,	US\$16,912,000
Hong-Qi Mechatronics (Anhui) Co., Ltd.	2017/5/18	Hongqing Building, 3.9km2 Industrial Park, Anqing Economic and Technological Development Zone, Anqing City, Anhui Province, China.	US\$35,337,600
HON LIN Technology Co., Ltd.	2018/1/25	11F., NO.32, JIHU RD., NEIHU DIST., TAIPEI CITY 11492, TAIWAN	NT\$100,000,000
FORTUNE BAY SEMICONDUCTORS (SHENZHEN) CO., LTD.	2020/3/31	201, Building A2, Foxconn Industrial Park, No.2, Donghuan 2nd Road, Fukang Community, Longhua Sub-district, Longhua District, Shenzhen	RMB0
Sound Solutions International	2017/12/31	Aviation Hangtai Industrial Park, No.33, Yangzijiang Road, Zhenjiang New District	US\$15,000,000
Jiangyu Innovation Medical Technology Chengdu CO.,LTD	2019/4/3	No. 1, Floor 6, Unit 1, Building 9, No. 128, Hemin Street, Gaoxin District, Chengdu, Ziyoumaoyi Testing District, Sichuan, China	RMB15,294,113
SHIH HUA TECHNOLOGY LTD.	2010/8/30	5F, No. 3263 Zezhou Rd., Chengqu Dist., Jincheng City, Shanxi Province, China.	NT\$160,000,000
Penglong Real Estate Development (Jincheng) Co., Ltd.	2006/9/22	Floor 5, No. 3263, Zezhou Road, Chengqu, Jincheng City, Shanxi Province	RMB160,468,800

<b>Company name</b>	<b>Date of Establishment</b>	<b>Address</b>	<b>Paid in Capital</b>
Bon Shin International Investments Co., Ltd.	1998/8/7	15F., NO.207-1, SEC. 3, BEIXIN RD., XINDIAN DIST., NEW TAIPEI CITY 23143, TAIWAN	NT\$11,637,300,000
Teng Yi New Energy Technology (Kunshan) Co., Ltd	2017/8/17	No.199 Fushikang Rd., Yushan Town, Kunshan City, Jiangsu Province, China.	RMB5,050,000
Lankao YuFu Precision Technology Co., Ltd.	2016/1/8	West of Jiyang Ave., Lankao County, Kaifeng City, Henan Province, China.	US\$370,000,000

(c) **Affiliated Companies Business Scope**

<b>Company name</b>	<b>Business Scope</b>
1st Special Material International Holdings Limited	Unrestricted, but in accordance to local laws and regulations as prerequisite
689522 N.B. Ltd.	Unrestricted, but in accordance to local laws and regulations as prerequisite
ACHERNAR HOLDINGS LTD.	Unrestricted, but in accordance to local laws and regulations as prerequisite
AchernarTek Inc.	Unrestricted, but in accordance to local laws and regulations as prerequisite
Adams Street Development, LLC	Unrestricted, but in accordance to local laws and regulations as prerequisite
Advance Automation Holding Co., Ltd.	Unrestricted, but in accordance to local laws and regulations as prerequisite
Advance Class Holdings Limited	Unrestricted, but in accordance to local laws and regulations as prerequisite
AFE, INC.	Unrestricted, but in accordance to local laws and regulations as prerequisite
Aguila Convergence Worldwide, Inc.	Unrestricted, but in accordance to local laws and regulations as prerequisite
Ambit International Limited	Unrestricted, but in accordance to local laws and regulations as prerequisite
Ambit Microsystems (Cayman) Ltd.	Unrestricted, but in accordance to local laws and regulations as prerequisite
Anrui Holdings Ltd.	Unrestricted, but in accordance to local laws and regulations as prerequisite
Apex Gold Limited	Unrestricted, but in accordance to local laws and regulations as prerequisite
Aptech Electronics Pte. Ltd.	Wholesale of handphones and other telecommunications apparatus
Argyle Holdings Limited	Unrestricted, but in accordance to local laws and regulations as prerequisite
Armadale Holdings Limited	Unrestricted, but in accordance to local laws and regulations as prerequisite
Asia Pacific Telecom Hong Kong Co., Ltd.	Telecommunication Services
Asia Sino Industrial Limited	Investment Holding
Asian Luck Industrial Limited	Unrestricted, but in accordance to local laws and regulations as prerequisite
Asiawell Engineering Limited	Unrestricted, but in accordance to local laws and regulations as prerequisite
BAKER STREET LLC	Unrestricted, but in accordance to local laws and regulations as prerequisite
Bang Tai International Logistics Co., Limited	Logistics, Warehousing
Belkin Asia Pacific Ltd.	Import and Export of Consumer Electronic Products and Related Components.
Belkin BV	Sales and Marketing, Holding
Belkin C.V. (US), Inc.	Holding Company
Belkin Canada Corporation	Sales and Marketing
Belkin Echo B.V.	Financial Holding Company.
Belkin Echo Holdings LLC	Holding Company
Belkin GmbH (Germany)	Sales and Marketing
Belkin HK Technology Limited	Holding Company
Belkin Hong Kong Limited	Unrestricted, but in accordance to local laws and regulations as prerequisite
Belkin Inc.	Warehousing, Distribution and Sales
Belkin India Private Limited	Sales and Marketing
Belkin International, Inc	Unrestricted, but in accordance to local laws and regulations as prerequisite
Belkin KK	Import and Export of Consumer Electronic Products and Related Components.
Belkin Limited -Australia	Import and Export of Consumer Electronic Products and Related Components.
Belkin Limited -Korea	Sales and Marketing
Belkin Limited -UK	Import and Export of Consumer Electronic Products and Related Components.
Belkin PTE Limited	Sales and Marketing
Belkin SAS	Sales and Marketing
Best Behaviour Holdings Limited	Unrestricted, but in accordance to local laws and regulations as prerequisite
Best Behaviour Limited	Unrestricted, but in accordance to local laws and regulations as prerequisite
Best Ever Industries Limited	Unrestricted, but in accordance to local laws and regulations as prerequisite
BEST EVER PTE. LTD.	Other holding companies

<b>Company name</b>	<b>Business Scope</b>
BEST EVER TECHNOLOGY INDIA PRIVATE LIMITED	Manufacture and Sale of camera module
Best Gold Trading Limited	Unrestricted, but in accordance to local laws and regulations as prerequisite
Best Leap Enterprises Limited	Unrestricted, but in accordance to local laws and regulations as prerequisite
Beten (Cayman) Limited	Unrestricted, but in accordance to local laws and regulations as prerequisite
Beyond Maximum Industrial Limited	Unrestricted, but in accordance to local laws and regulations as prerequisite
Bharat FIH Limited	Manufacture of mobile phones / hand phones, telecommunication devices such as palmtops, smart watches, wearable computers, electronic books, wireless electronic devices, accessories thereof and electronic products whatever name called including its software licensing, programming
Big Build Enterprises Limited	Unrestricted, but in accordance to local laws and regulations as prerequisite
Big Innovation Holdings Limited	Unrestricted, but in accordance to local laws and regulations as prerequisite
Breaktime Ltd.	Unrestricted, but in accordance to local laws and regulations as prerequisite
Bright Ever Holdings Ltd.	Unrestricted, but in accordance to local laws and regulations as prerequisite
Broad Praise Limited	Unrestricted, but in accordance to local laws and regulations as prerequisite
Burrage Capital Healthcare Offshore Fund II, Ltd.	Unrestricted, but in accordance to local laws and regulations as prerequisite
Cai Hung Ning Cloud Application Services Co., Ltd.	Unrestricted, but in accordance to local laws and regulations as prerequisite
Carston Limited	Unrestricted, but in accordance to local laws and regulations as prerequisite
Chained Finance Limited	Unrestricted, but in accordance to local laws and regulations as prerequisite
Chained Finance Limited	Software Development
Champion Era Limited	Unrestricted, but in accordance to local laws and regulations as prerequisite
ChanterAnts Enterprise Application Cloud Services Co., Ltd.	Unrestricted, but in accordance to local laws and regulations as prerequisite
Charm Prestige Limited	Unrestricted, but in accordance to local laws and regulations as prerequisite
Cheong Hing Limited	Unrestricted, but in accordance to local laws and regulations as prerequisite
Chief Expertise Limited	Unrestricted, but in accordance to local laws and regulations as prerequisite
China Galaxy Enterprises Limited	Unrestricted, but in accordance to local laws and regulations as prerequisite
Choice Green Limited	Unrestricted, but in accordance to local laws and regulations as prerequisite
Chong Shing Group Ltd.	Unrestricted, but in accordance to local laws and regulations as prerequisite
Ci Fu Technology Holding Limited	Unrestricted, but in accordance to local laws and regulations as prerequisite
CircuTech Australia Pty. Ltd.	Unrestricted, but in accordance to local laws and regulations as prerequisite
CircuTech Enterprises (HK) Limited	Unrestricted, but in accordance to local laws and regulations as prerequisite
CircuTech Holdings (Singapore) Pte. Ltd.	Unrestricted, but in accordance to local laws and regulations as prerequisite
CircuTech Holdings Alliances (Netherlands) B. V.	Engaged in the sales and distribution of IT products and the provision of repairs and other service support of IT products.
CircuTech Inc.	Unrestricted, but in accordance to local laws and regulations as prerequisite
CircuTech International Holdings Limited	Investment Holdings
CircuTech Investment Holdings (BVI) Limited	Investment Holdings
CircuTech Investment Limited	Unrestricted, but in accordance to local laws and regulations as prerequisite
CircuTech Japan K.K.	Engaged in the sales and distribution of IT products and the provision of repairs and other service support of IT products.
Clear Merits Limited	Unrestricted, but in accordance to local laws and regulations as prerequisite
Clearer Energy Limited	Unrestricted, but in accordance to local laws and regulations as prerequisite
Cloud Network Technology (Samoa) Limited	Unrestricted, but in accordance to local laws and regulations as prerequisite
Cloud Network Technology Kft.	Unrestricted, but in accordance to local laws and regulations as prerequisite
Cloud Network Technology Singapore Pte. Ltd.	Manufacture of computers and data processing equipment except computer peripheral equipment.
Cloud Network Technology USA Inc.	Manufacture and Sale of Server, Storage, Networking Type Products
CMM Service Pte. Ltd.	Manufacture of computers and peripheral equipment N.E.C
CNG Holding Limited	Unrestricted, but in accordance to local laws and regulations as prerequisite

<b>Company name</b>	<b>Business Scope</b>
CNTouch Inc.	Unrestricted, but in accordance to local laws and regulations as prerequisite
Colour Full Limited	Unrestricted, but in accordance to local laws and regulations as prerequisite
Commercial Success Enterprises Ltd.	Unrestricted, but in accordance to local laws and regulations as prerequisite
Competition Optical Technology Ltd.	Unrestricted, but in accordance to local laws and regulations as prerequisite
Competition Team Ireland Limited	Unrestricted, but in accordance to local laws and regulations as prerequisite
Competition Team Technologies Limited	Unrestricted, but in accordance to local laws and regulations as prerequisite
Competition Team Technology (India) Private Limited	Unrestricted, but in accordance to local laws and regulations as prerequisite
Competition Team Technology (Vietnam) Company Limited	LCD/OLED modules and TV Manufacturing
Competition Team Technology Mexico S.A. de C.V.	Domestic Mexico Sales, Sale of Television
Competition Team Technology USA Inc.	Unrestricted, but in accordance to local laws and regulations as prerequisite
Competition Team Trading (India) Private Limited	Unrestricted, but in accordance to local laws and regulations as prerequisite
Creative Group Limited	Unrestricted, but in accordance to local laws and regulations as prerequisite
Crystal Entertainment Limited	Unrestricted, but in accordance to local laws and regulations as prerequisite
Cybernet Venture Capital Corporation	Unrestricted, but in accordance to local laws and regulations as prerequisite
Cybertan Technology Corp.	Unrestricted, but in accordance to local laws and regulations as prerequisite
Dominant Elite Holding Ltd.	Unrestricted, but in accordance to local laws and regulations as prerequisite
Dudoo Ltd.	Unrestricted, but in accordance to local laws and regulations as prerequisite
Eastern Leap Holdings Limited	Unrestricted, but in accordance to local laws and regulations as prerequisite
Eastern Source Investments Limited	Unrestricted, but in accordance to local laws and regulations as prerequisite
Eastern Tiger Holdings Ltd.	Unrestricted, but in accordance to local laws and regulations as prerequisite
Easywell Investment Limited	Unrestricted, but in accordance to local laws and regulations as prerequisite
EBO International Inc.	Unrestricted, but in accordance to local laws and regulations as prerequisite
eCMM Services Inc.	Unrestricted, but in accordance to local laws and regulations as prerequisite
eCMMS Precision Singapore Pte. Ltd.	Manufacture of computers and data processing equipment except computer peripheral equipment.
eCMMS S.A. de C.V.	Processing on Order/Assembly
Eco Clean Technology Inc.	Unrestricted, but in accordance to local laws and regulations as prerequisite
Efeihu (HongKong) Limited	Unrestricted, but in accordance to local laws and regulations as prerequisite
Efeihu Holdings Limited	Unrestricted, but in accordance to local laws and regulations as prerequisite
Elegant Enterprises Ltd.	Unrestricted, but in accordance to local laws and regulations as prerequisite
Eliteday Enterprises Limited	Trading Company
Empower SCMLimited	Logistics, Warehousing
ENHANCEEARN INTL LTD.	Unrestricted, but in accordance to local laws and regulations as prerequisite
Enormous Technology Inc.	Smart phone sales and distribution
Ensky Technology Pte. Ltd.	Wholesale trade of variety of goods without a dominant product
Enterway, Inc.	Unrestricted, but in accordance to local laws and regulations as prerequisite
E-Solution Enterprises Limited	Unrestricted, but in accordance to local laws and regulations as prerequisite
Ever Lucky Industrial Limited	Unrestricted, but in accordance to local laws and regulations as prerequisite
Excel Loyal International Limited	Unrestricted, but in accordance to local laws and regulations as prerequisite
Excel True Holdings Limited	Unrestricted, but in accordance to local laws and regulations as prerequisite
Excel Victory Ltd.	Unrestricted, but in accordance to local laws and regulations as prerequisite
Execustar International Limited	Unrestricted, but in accordance to local laws and regulations as prerequisite
Expressive Profits Incorporated.	Unrestricted, but in accordance to local laws and regulations as prerequisite
Extra High Enterprises Limited	Unrestricted, but in accordance to local laws and regulations as prerequisite
Extra Right Enterprises Limited	Unrestricted, but in accordance to local laws and regulations as prerequisite
Fabrigene Limited	Unrestricted, but in accordance to local laws and regulations as prerequisite
Fair Pacific Holdings Limited	Unrestricted, but in accordance to local laws and regulations as prerequisite
Falcon Precision Trading Pte. Ltd.	Other holding companies
Famous Rise International Limited	Unrestricted, but in accordance to local laws and regulations as prerequisite

Company name	Business Scope
FAST VICTOR LIMITED	Unrestricted, but in accordance to local laws and regulations as prerequisite
FE Capital Management Corporation	Unrestricted, but in accordance to local laws and regulations as prerequisite
FE Graham LLC	Unrestricted, but in accordance to local laws and regulations as prerequisite
FE Haymarket LLC	Unrestricted, but in accordance to local laws and regulations as prerequisite
FE HOLDINGS USA, INC.	Unrestricted, but in accordance to local laws and regulations as prerequisite
FE Lake Street LLC	Unrestricted, but in accordance to local laws and regulations as prerequisite
FE One Main LLC	Unrestricted, but in accordance to local laws and regulations as prerequisite
FE One West Main Madison LLC	Unrestricted, but in accordance to local laws and regulations as prerequisite
FE Watermark LLC	Unrestricted, but in accordance to local laws and regulations as prerequisite
Fenix Industria de Eletronicos Ltda.	Unrestricted, but in accordance to local laws and regulations as prerequisite
Fentonbury Corporation	Unrestricted, but in accordance to local laws and regulations as prerequisite
FEWI Development Corporation	Unrestricted, but in accordance to local laws and regulations as prerequisite
FG Innovation Company Limited	Unrestricted, but in accordance to local laws and regulations as prerequisite
FIH (Hong Kong) Limited	Trading & Manufacturing
FIH Do Brasil Indústria e Comércio de Eletrônicos Ltda.	Manufacturing
FIH Europe Limited Liability Company	Manufacturing
FIH India Developer Private Limited	Property management;To Engage in research and development of Mobile Phones / Hand Phones, Telecommunication devices such as Palmtops, Smart Watches, Wearable Computer and Electronic Books, Wireless electronic devices and to provide technical services in respect thereof or relating thereto
FIH India Private Limited	Manufacturing, import, export, distribution and assembly for the purpose of information technology and communication industry
FIH Mexico Industry SA de CV	Repair Service Operations
FIH Mobile Limited	Unrestricted, but in accordance to local laws and regulations as prerequisite
FIH Reynosa S.A. De C.V.	Manufacturing cell phone and communication products
FIH Singapore Trading Pte. Ltd.	Manufacture of wireless communications equipment,General wholesale trade
FII USA Inc	Unrestricted, but in accordance to local laws and regulations as prerequisite
Fine Mechanical Co.,Ltd.	Unrestricted, but in accordance to local laws and regulations as prerequisite
Fine Tech Corporation	Unrestricted, but in accordance to local laws and regulations as prerequisite
First Honest Enterprises Limited	Holding Company
First Special Material Holding Limited	Unrestricted, but in accordance to local laws and regulations as prerequisite
FIT Electronics, Inc.	Unrestricted, but in accordance to local laws and regulations as prerequisite
FIT Optoelectrónica de México S. de R.L. de C.V.	Manufacturing of optical transceivers
FITA Energy Solutions a.s.	Unrestricted, but in accordance to local laws and regulations as prerequisite
Flying Tiger Holdings Co.,Ltd.	Unrestricted, but in accordance to local laws and regulations as prerequisite
Focus PC Enterprises Limited	GEN TDG MFG & INV'T
Fortunate Luck Limited	Unrestricted, but in accordance to local laws and regulations as prerequisite
Fortunebay Technology Pte. Ltd.	Wholesale of electronic components. Computer facilities management activities
Foxconn (Far East) Holdings Limited	Unrestricted, but in accordance to local laws and regulations as prerequisite
Foxconn (Far East) Limited -Cayman	Unrestricted, but in accordance to local laws and regulations as prerequisite
Foxconn (Far East) Limited -HK	MFR & INVESTMENT
Foxconn (Malaysia) Sdn. Bhd.	Unrestricted, but in accordance to local laws and regulations as prerequisite
Foxconn 4 Tech s.r.o	Unrestricted, but in accordance to local laws and regulations as prerequisite
Foxconn Assembly Holding Corporation	Unrestricted, but in accordance to local laws and regulations as prerequisite
Foxconn Assembly LLC	Unrestricted, but in accordance to local laws and regulations as prerequisite
Foxconn Asset Management LLC.	Unrestricted, but in accordance to local laws and regulations as prerequisite
Foxconn Assets Management Limited	Unrestricted, but in accordance to local laws and regulations as prerequisite
Foxconn Australia Ptv Ltd	Unrestricted, but in accordance to local laws and regulations as prerequisite
Foxconn Baja California S.A. de C.V.	Processing on Order/Assembly

<b>Company name</b>	<b>Business Scope</b>
Foxconn Brasil Industria e Comercio Ltda.	Unrestricted, but in accordance to local laws and regulations as prerequisite
Foxconn Brasil Tecnologia Ltda.	Unrestricted, but in accordance to local laws and regulations as prerequisite
Foxconn Capital Limited	Unrestricted, but in accordance to local laws and regulations as prerequisite
Foxconn Corporation	Unrestricted, but in accordance to local laws and regulations as prerequisite
Foxconn CZ s.r.o.	Processing and Manufacture of Electronic Products
Foxconn Digital Manufacturing Solutions, S.A. de C.V.	Unrestricted, but in accordance to local laws and regulations as prerequisite
Foxconn DRC s.r.o	Unrestricted, but in accordance to local laws and regulations as prerequisite
Foxconn Electronics, Inc.	Unrestricted, but in accordance to local laws and regulations as prerequisite
Foxconn eMS, Inc.	Unrestricted, but in accordance to local laws and regulations as prerequisite
Foxconn Energy Holdings Limited	Unrestricted, but in accordance to local laws and regulations as prerequisite
Foxconn Europe Digital Solutions s.r.o.	Unrestricted, but in accordance to local laws and regulations as prerequisite
Foxconn European Manufacturing Services s.r.o.	Unrestricted, but in accordance to local laws and regulations as prerequisite
Foxconn EV Energy LLC	Holding Company
Foxconn EV System LLC	Unrestricted, but in accordance to local laws and regulations as prerequisite
Foxconn EV Technology Inc.	Unrestricted, but in accordance to local laws and regulations as prerequisite
Foxconn Holding Limited	Unrestricted, but in accordance to local laws and regulations as prerequisite
Foxconn Holdings B.V.	Unrestricted, but in accordance to local laws and regulations as prerequisite
Foxconn Hon Hai Technology India Mega Development Private Limited	Unrestricted, but in accordance to local laws and regulations as prerequisite
Foxconn Image & Printing Product Pte. Ltd.	General wholesale trade (Including general importers and exporters)
Foxconn Industrial Internet (Japan) Co.,Ltd.	Household/industrial electronic equipment, computers, optical equipment, metal processing machinery, glass/ceramic manufacturing machinery, plastic molding processing machinery, and related parts manufacturing technology investigation, research, development. Comissioned technical services such as research and development and training; various products and parts manufacturing and sales of the preceding; Tools import/Export and after-sales service; shareholding, trading and other investment businesses; all activities related to the aforementioned businesses.
Foxconn Interconnect Technology Japan Co., Ltd.	Import end Export, Manufacture, Sale of Electrical Components, Communication Machines; Provision of Electronic Technology-related Information and Guidance; All business related to the aforementioned businesses.
Foxconn Interconnect Technology Limited	Unrestricted, but in accordance to local laws and regulations as prerequisite
Foxconn Interconnect Technology Singapore Pte. Ltd.	Wholesale of computer hardware and peripheral equipment (except cybersecurity related hardware and peripheral equipment)
Foxconn International Investment Corporation	Unrestricted, but in accordance to local laws and regulations as prerequisite
Foxconn Japan Co., Limited	Import end Export, Manufacture, Sale of Electrical Components, Communication Machines; Provision of Electronic Technology-related Information and Guidance; All business related to the aforementioned businesses.
Foxconn Korea Limited	Research & Development of handset products;Research & Development of electronic products;Any and all acts incidental to the above
Foxconn OE Technologies Inc.	Sales+Purchases+R&D
Foxconn OE Technologies Singapore Pte. Ltd.	Whole sale of electronic components
Foxconn Poland Sp. z o.o	Manufacturing
Foxconn Precision Imaging Pte. Ltd.	Retail sale of cameras and oter photographic goods. Wholesale of electronic components.
Foxconn Precision International Limited	Unrestricted, but in accordance to local laws and regulations as prerequisite
Foxconn Rus, LLC	Other wholesale trade;Rendering services of assembly, repair, and maintenance of miscellaneous eletrical machinery not included in other groups;Production of electric and radio elements and electric vacuum devices
Foxconn SA B.V.	Unrestricted, but in accordance to local laws and regulations as prerequisite



<b>Company name</b>	<b>Business Scope</b>
Foxconn Singapore Pte Ltd	Manufacture of computers and peripheral equipment N.E.C
Foxconn Slovakia, spol. s r.o.	Unrestricted, but in accordance to local laws and regulations as prerequisite
Foxconn Technology (India) Private Limited	Trading, Assembly
Foxconn Technology CZ s.r.o.	Unrestricted, but in accordance to local laws and regulations as prerequisite
Foxconn Technology India Development Private Limited	Unrestricted, but in accordance to local laws and regulations as prerequisite
Foxconn Technology Malaysia Sdn. Bhd.	Unrestricted, but in accordance to local laws and regulations as prerequisite
Foxconn Technology Service and Logistics Limited	Unrestricted, but in accordance to local laws and regulations as prerequisite
	Assemble desktop
Foxconn Ventures Pte. Ltd.	Other holding companies
Foxconn MOEBG Industria de Eletronicos Ltda.	Unrestricted, but in accordance to local laws and regulations as prerequisite
Foxconn/HonHai Logistics California LLC	Unrestricted, but in accordance to local laws and regulations as prerequisite
Foxconn/HonHai Logistics Texas LLC	Unrestricted, but in accordance to local laws and regulations as prerequisite
FOXIA INC.	Unrestricted, but in accordance to local laws and regulations as prerequisite
Foxteq (UK) Limited	Manufacture of computers and peripheral equipment
Foxteq Holdings Inc.	Unrestricted, but in accordance to local laws and regulations as prerequisite
Foxteq Integration, Inc.	Unrestricted, but in accordance to local laws and regulations as prerequisite
Foxteq Mexico Developer S.A. De C.V.	Mexico "Free Trade Zone" administrator
Foxteq Services India Private Limited	Repair Services
Foxteq Services Japan Corporation	Manufacturing, repairing, and trading of computers and peripheral equipment; manufacturing, repairing, and trading of electronic parts and electronic equipment; manufacturing, repairing, and trading of information and communication equipment / household appliances; sale of antiquities; all related businesses with the aforementioned businesses.
Fu Hong Enterprises Limited	Unrestricted, but in accordance to local laws and regulations as prerequisite
Fu Jin Ji Co., Ltd.	Unrestricted, but in accordance to local laws and regulations as prerequisite
FU JIN JI NETWORK SCIENCE TECHNOLOGY (VIETNAM) COMPANY LIMITED	Machine Commerce
Fu Lian Net International (Hong Kong) Limited	Unrestricted, but in accordance to local laws and regulations as prerequisite
Fu Lian Net International Ecommerce Limited	Unrestricted, but in accordance to local laws and regulations as prerequisite
FUCHUAN CO., LTD.	Investment, Development and Production of Yongfu-Pingchuan 2nd Industrial Zone
FUGIANG CO., LTD	Engineering construction, infrastructure construction of industrial areas, residents, service trade areas, living and entertainment areas; operating industrial areas, residential areas, service industries: greening construction, recycling, processing of industrial waste; leasing finished product projects; leasing or selling factories; Civil transportation, roads and bridges, water conservancy, sewers and 35KV power facilities; goods trading, sending and receiving services, rental warehouses; housing operations (construction, renovation of houses for sale or lease); operation of construction materials; cargo agency and consignment
FUHONG Precision Component (Bac Giang) Limited	Development and Production of various plugs and sockets, plastics, Molds and their parts and components, telecommunications connectors, computer network connectors, Instruments equipment, automatic manufacturing equipment for computer parts; Development and Production of other New Electronic Components and electricity Electronic components, optoelectronic devices. Development and Production of computer Mainframe components, computer heat sinks, Data Communication Multimedia Systems equipment.
FuKang Technology Company limited	Manufacturing tablet PC and notebook
Full Bonus International Limited	Unrestricted, but in accordance to local laws and regulations as prerequisite

<b>Company name</b>	<b>Business Scope</b>
Fullertain Information Technologies Limited	Unrestricted, but in accordance to local laws and regulations as prerequisite
FUNING Precision Component Co., LTD.	Development, production, management and design of electronic components and mold.
Fushan Technology (Vietnam) Limited Liability Company	Manufacturing
FUSING International Inc.	Unrestricted, but in accordance to local laws and regulations as prerequisite
FUSING International Inc. Pte. Ltd.	Wholesale of computer hardware and peripheral equipment (except cybersecurity related hardware and peripheral equipment)
Fuyu Precision Component Co.,Ltd.	Unrestricted, but in accordance to local laws and regulations as prerequisite
Gain Legend Investment Limited	Unrestricted, but in accordance to local laws and regulations as prerequisite
Genuine Giant Limited	Unrestricted, but in accordance to local laws and regulations as prerequisite
Giant Wealth Holdings Limited	Unrestricted, but in accordance to local laws and regulations as prerequisite
Global Delivery Service Holdings Ltd.	Unrestricted, but in accordance to local laws and regulations as prerequisite
GLOBAL SERVICES SOLUTIONS s.r.o.	Unrestricted, but in accordance to local laws and regulations as prerequisite
Glorious Moon International Limited	Unrestricted, but in accordance to local laws and regulations as prerequisite
Glorious Prospect Enterprises Limited	Unrestricted, but in accordance to local laws and regulations as prerequisite
Glory Star Investments Limited	Unrestricted, but in accordance to local laws and regulations as prerequisite
Gold Charm Limited	Unrestricted, but in accordance to local laws and regulations as prerequisite
Golden Harvest Management Limited	Unrestricted, but in accordance to local laws and regulations as prerequisite
Golden Tiger Precision Inc.	Unrestricted, but in accordance to local laws and regulations as prerequisite
Granco Industrial Limited	Unrestricted, but in accordance to local laws and regulations as prerequisite
Grand Champion Trading Ltd.	Unrestricted, but in accordance to local laws and regulations as prerequisite
Grand Deluxe Limited	Unrestricted, but in accordance to local laws and regulations as prerequisite
Grand Occasion International Limited	Unrestricted, but in accordance to local laws and regulations as prerequisite
Great Promote Limited	Unrestricted, but in accordance to local laws and regulations as prerequisite
Great Sign Investments Limited	Unrestricted, but in accordance to local laws and regulations as prerequisite
Hampden Investments Ltd.	Unrestricted, but in accordance to local laws and regulations as prerequisite
HCC Teletron (HK) Technology Co., Limited	Unrestricted, but in accordance to local laws and regulations as prerequisite
HCM International Company	Unrestricted, but in accordance to local laws and regulations as prerequisite
HCS Audio Technology Limited	Unrestricted, but in accordance to local laws and regulations as prerequisite
Healthconn Corp.	Unrestricted, but in accordance to local laws and regulations as prerequisite
Healthconn Limited	Unrestricted, but in accordance to local laws and regulations as prerequisite
Healthconn US Corp.	Holding
Healthvegie Holding Pte. Ltd.	Other Holding companies
Healthy Time Group Limited	Unrestricted, but in accordance to local laws and regulations as prerequisite
High Command Holdings Limited	Unrestricted, but in accordance to local laws and regulations as prerequisite
High Precision Holdings Limited	Unrestricted, but in accordance to local laws and regulations as prerequisite
High Smart Limited	Investment Holding
Hightech Electronics Components Inc.	Unrestricted, but in accordance to local laws and regulations as prerequisite
Hinco Holdings Limited	Investment Holding
Hon Hai GP Holdings Limited	Unrestricted, but in accordance to local laws and regulations as prerequisite
Hong Jin Chang Holdings Co., Limited	Holding Investment
Hong Kong Ennpower Information Technology Co., Limited	Procurement and sales of electronic components
HONG YANG HOLDING LTD	Unrestricted, but in accordance to local laws and regulations as prerequisite
Hong Yang Intelligent Technology CO., LTD.	Unrestricted, but in accordance to local laws and regulations as prerequisite
Hoxton Limited	Unrestricted, but in accordance to local laws and regulations as prerequisite
ICI Cayman Limited	Unrestricted, but in accordance to local laws and regulations as prerequisite
Icreate Investment Limited	Unrestricted, but in accordance to local laws and regulations as prerequisite
ICSA, Inc.	Unrestricted, but in accordance to local laws and regulations as prerequisite

<b>Company name</b>	<b>Business Scope</b>
iFP Green Technology (Netherlands) B.V.	Wholesale of computers, peripheral equipment and software. Wholesale of electronic and communication equipment and related parts. Wholesale of other waste and scrap.
iFP Green Technology (US) Inc.	Unrestricted, but in accordance to local laws and regulations as prerequisite
iFP Green Technology Limited	Trading
iFP Green Technology Pte. Ltd.	1. Wholesale of computer hardware and peripheral equipment
Immense Talent Limited	Unrestricted, but in accordance to local laws and regulations as prerequisite
InFocus Consumer International Pte. Limited	General Wholesale Trade (including general importers and exporters)
Ingrasys (Singapore) Pte. Ltd.	Manufacture of computers and data processing equipment except computer peripheral equipment.
Ingrasys Technology Korea, Inc.	Server, computer, Import & Export
Ingrasys Technology Mexico S.A. de C.V.	Processing plant
Ingrasys Technology USA Inc.	Computer Servers and Computer Storage Equipment
Innocom Electronics India Private Limited	Unrestricted, but in accordance to local laws and regulations as prerequisite
Innomaxx Pte. Limited	Retail sale of handphones and other telecommunication apparatus
INNOVATIVE MEDIA LIMITED	Unrestricted, but in accordance to local laws and regulations as prerequisite
IPL International Limited	Unrestricted, but in accordance to local laws and regulations as prerequisite
Ji Zhi International Holdings Co., Ltd.	Unrestricted, but in accordance to local laws and regulations as prerequisite
Jin Ji Full Internet Of Things Security Data Co., Ltd.	Unrestricted, but in accordance to local laws and regulations as prerequisite
Jin Ji Full Precision Co., Ltd.	Unrestricted, but in accordance to local laws and regulations as prerequisite
Jin Ji Full Precision Machinery Co., Ltd.	Unrestricted, but in accordance to local laws and regulations as prerequisite
Jin Ji Tiger Investment Holding Co., Ltd.	Unrestricted, but in accordance to local laws and regulations as prerequisite
Jizhun Precision (H.K.) Ltd.	Unrestricted, but in accordance to local laws and regulations as prerequisite
Joy Even Holdings Limited	Unrestricted, but in accordance to local laws and regulations as prerequisite
Jumbo Rise Management Limited	Unrestricted, but in accordance to local laws and regulations as prerequisite
Jusda (Hong Kong) Holdings Limited	Unrestricted, but in accordance to local laws and regulations as prerequisite
Jusda (Singapore) Pte. Ltd.	Value added logistics providers. Other holding companies
Jusda Europe s.r.o.	Unrestricted, but in accordance to local laws and regulations as prerequisite
Jusda India Supply Chain Management Private Limited	Unrestricted, but in accordance to local laws and regulations as prerequisite
Jusda International Holdings Limited	Unrestricted, but in accordance to local laws and regulations as prerequisite
Jusda International Limited	Logistics, Warehousing, Investment Holding & Trading
Jusda International Supply Chain Management (Vietnam) Company Limited	Logistics
Jusda NL, B.V.	Logistics, Warehousing
JUSDA SOUTH AFRICA SUPPLY CHAIN MANAGEMENT	Logistics, Warehousing
JUSDA SUPPLY CHAIN MANAGEMENT CORPORATION	Logistics, Warehousing
JUSDA SUPPLY CHAIN MANAGEMENT MEXICO S. DE R.L. DE C.V.	Logistics, Warehousing
KCT Engineering Co., Ltd.	Unrestricted, but in accordance to local laws and regulations as prerequisite
Key Master Investments Limited	Unrestricted, but in accordance to local laws and regulations as prerequisite
Lacamas Life Sciences, Inc.	Development, Manufacture, Sale, Import and Export of Medical Equipment and Related Software
Leap Charm Limited	Unrestricted, but in accordance to local laws and regulations as prerequisite
LEAPSY INTERNATIONAL LTD	Unrestricted, but in accordance to local laws and regulations as prerequisite
LIKOM DE MEXICO S.A DE C.V.	Processing on Order/Assembly
Linker, Foerster & Partners Company Ltd	Unrestricted, but in accordance to local laws and regulations as prerequisite
Lockfast Finance Limited	Unrestricted, but in accordance to local laws and regulations as prerequisite
Long Ample Limited	Unrestricted, but in accordance to local laws and regulations as prerequisite

<b>Company name</b>	<b>Business Scope</b>
Luckfine Limited	Unrestricted, but in accordance to local laws and regulations as prerequisite
Lucky Court Group Limited	Unrestricted, but in accordance to local laws and regulations as prerequisite
Lyell International Limited	Unrestricted, but in accordance to local laws and regulations as prerequisite
Margini Holdings Limited	Unrestricted, but in accordance to local laws and regulations as prerequisite
Maxwell Holdings Limited	Unrestricted, but in accordance to local laws and regulations as prerequisite
Mega Star Investments Limited	Unrestricted, but in accordance to local laws and regulations as prerequisite
Mega Well Limited	Unrestricted, but in accordance to local laws and regulations as prerequisite
Metro Victory Limited	Unrestricted, but in accordance to local laws and regulations as prerequisite
Mexus Solutions Inc.	Unrestricted, but in accordance to local laws and regulations as prerequisite
Mobile Drive Holdings Limited	Unrestricted, but in accordance to local laws and regulations as prerequisite
Myday Vietnam Company Limited	Unrestricted, but in accordance to local laws and regulations as prerequisite
New Beyond Maximum Industrial Limited	Unrestricted, but in accordance to local laws and regulations as prerequisite
New Cypress Industries Limited	Unrestricted, but in accordance to local laws and regulations as prerequisite
New Hero Enterprises Limited	Unrestricted, but in accordance to local laws and regulations as prerequisite
New Merry Investments Limited	Unrestricted, but in accordance to local laws and regulations as prerequisite
New Wealth Industrial Limited	Unrestricted, but in accordance to local laws and regulations as prerequisite
New Wing Interconnect Technology (Bac Giang) Co., Limited	Unrestricted, but in accordance to local laws and regulations as prerequisite
NJI Development LLC	Unrestricted, but in accordance to local laws and regulations as prerequisite
NORWICH LIMITED	Unrestricted, but in accordance to local laws and regulations as prerequisite
Novel Set Limited	Unrestricted, but in accordance to local laws and regulations as prerequisite
NSG Technology Inc.	Unrestricted, but in accordance to local laws and regulations as prerequisite
NWE Technology, Inc.	Unrestricted, but in accordance to local laws and regulations as prerequisite
NWEA LLC	Unrestricted, but in accordance to local laws and regulations as prerequisite
NxAI Technology Corporation	Unrestricted, but in accordance to local laws and regulations as prerequisite
Oriental Dragon Holdings Limited	Unrestricted, but in accordance to local laws and regulations as prerequisite
Outstanding Growth Technology Limited	Unrestricted, but in accordance to local laws and regulations as prerequisite
Pacific Wealth Consultants Limited	Unrestricted, but in accordance to local laws and regulations as prerequisite
PCE Paragon Solutions (Mexico) S.A. de C.V.	Processing on Order/Assembly
PCE Paragon Solutions (USA) Inc.	Unrestricted, but in accordance to local laws and regulations as prerequisite
PCE Paragon Solutions Kft.	Unrestricted, but in accordance to local laws and regulations as prerequisite
PCE Technology de Juárez S.A. de C.V.	Processing on Order/Assembly
PCE Technology Inc.	Unrestricted, but in accordance to local laws and regulations as prerequisite
Phyn LLC	Unrestricted, but in accordance to local laws and regulations as prerequisite
Phyn OY	Unrestricted, but in accordance to local laws and regulations as prerequisite
Pioneer Champion Limited	Unrestricted, but in accordance to local laws and regulations as prerequisite
Power Chain Investments Limited	Unrestricted, but in accordance to local laws and regulations as prerequisite
Power Filled Limited	Unrestricted, but in accordance to local laws and regulations as prerequisite
Power-All Networks Limited	Unrestricted, but in accordance to local laws and regulations as prerequisite
Precision Technology Investments Pte Ltd	Bank/Financial Holding Companies
Prime Rich Holdings Limited	Unrestricted, but in accordance to local laws and regulations as prerequisite
Profit New Limited	Unrestricted, but in accordance to local laws and regulations as prerequisite
Proper Charm Limited	Unrestricted, but in accordance to local laws and regulations as prerequisite
Prospect Right Limited	Unrestricted, but in accordance to local laws and regulations as prerequisite
PT SHARP JUSDA LOGISTICS INDONESIA	Management Consultancy
Q-Edge Corporation	Unrestricted, but in accordance to local laws and regulations as prerequisite
Qhub Logistics Corporation	Unrestricted, but in accordance to local laws and regulations as prerequisite
Radiant Blossom Limited	Unrestricted, but in accordance to local laws and regulations as prerequisite
RAYPRUS HOLDING LIMITED	Unrestricted, but in accordance to local laws and regulations as prerequisite

Company name	Business Scope
RAYPRUS JAPAN CO.,LTD	1. Data analysis; 2. Software planning, development, production, sales and maintenance; 3. Planning, design, development, manufacture and sales of electronic equipment; 4. Consulting services; 5. Trade industry; 6. All activities related to the aforementioned businesses.
Retrofit One Limited Partnership	Unrestricted, but in accordance to local laws and regulations as prerequisite
Rich Dreams Network Technology Limited	Unrestricted, but in accordance to local laws and regulations as prerequisite
Rich Excel International Limited	Unrestricted, but in accordance to local laws and regulations as prerequisite
Rich Pacific Holdings Limited	Investment Holding
Right On Time Limited	Unrestricted, but in accordance to local laws and regulations as prerequisite
Rise Soon Investments Limited	Unrestricted, but in accordance to local laws and regulations as prerequisite
Rising Stars Hi-Tech Private Limited	Manufacture of mobile phones / hand phones, telecommunication devices such as palmtops, smart watches, wearable computers, electronic books, wireless electronic devices, accessories thereof and electronic products whatever name called including its software licensing, programming. Manufacture of Healthcare, Medical diagnosis, laboratory equipments, Electrical Vehicles, Medical Masks, sanitary masks, face masks, reverse logistics, IoT related products and services, Artificial Intelligence Technology and Systems, repairs and refurbishments business in all approved products
Robot Holding Co., Limited	Holding
Robust Sino Ventures Limited	Unrestricted, but in accordance to local laws and regulations as prerequisite
Rocombe Limited	Unrestricted, but in accordance to local laws and regulations as prerequisite
Rosy Ace Limited	Unrestricted, but in accordance to local laws and regulations as prerequisite
Rosy Track Limited	Unrestricted, but in accordance to local laws and regulations as prerequisite
Rotunda International Ltd.	Unrestricted, but in accordance to local laws and regulations as prerequisite
S&B Industry, Inc.	Manufacturing
SafeDX s.r.o.	Unrestricted, but in accordance to local laws and regulations as prerequisite
SAKAI SK HOLDINGS PTE.LTD.	OTHER HOLDING COMPANIES
ScienBizIP Consulting Inc.	Unrestricted, but in accordance to local laws and regulations as prerequisite
Scientific-Atlanta de Mexico S. de R. L. de C. V.	Processing on Order/Assembly
Sharp FMSG Life Science Company KY	Holding Company
Sharp Jusda Logistics (France)	Public warehousing and general store of all goods, inventory management, industrial physical distribution, order preparation, handling, all logistics platform services
Sharp Jusda Logistics (Germany) GmbH	Supply Chain Management, Import, Warehouse, Distributin etc
SHARP JUSDA LOGISTICS (HONG KONG) CO., LIMITED	Import and export trade, customs clearance, warehouse management, land transportation, international sea and air transportation, supply chain management
Sharp Jusda Logistics (Netherlands) B.V.	Storage in distribution centres and other Storage (not in tanks, refrigerated warehouses etc.) Freight transport by road (no removal services)
Sharp Jusda Logistics (Philippine) Corp.	Service provider, consultant, International Freight Forwarder
SHARP JUSDA LOGISTICS (THAILAND) CO., LTD.	Warehouse storage, air forwarder, ocean forwarder, truck delivery, customs broker, logistics services

Company name	Business Scope
Sharp Jusda Logistics Corp.	Freight transportation services;Intermediary business of freight transportation services;Agency business related to land, sea and air transportations;Warehousing business;Custom-house business;Logistics-related operation services;Logistics-related consulting business;Insurance agency business under damage insurance and the Automobile Liability Security Act;Selling of the following goods:(1)Electrical machinery and apparatus for household and business uses(2)Telecommunication apparatus, information equipment and office equipment(3)Facilities and equipment including lighting equipment, disaster-prevention devices and air-conditioners for commercial buildings and residences (4)Clothing, convenience goods, foods and beverage(5)Petroleum products (6)Machinery and appliances for transportation and cargo handling devices(7)Liquid crystal display devices and other display devices, and materials incidental or related thereto, or electronic devices;Quality maintenance services and repairing services for liquid crystal display devices, other display devices and electronic devices;General exports and imports and businesses pertaining thereto;Any and all businesses incidental or related to each of the preceding items
SHARP JUSDA LOGISTICS CORPORATION(US)	International E-Commerce, International Trading, International Logistics, Domestic trucking, Freight Forwarding, Distribution center, Reverse Logistics, Warehousing
Sharp Jusda Logistics Holding (Thailand) Co., Ltd.	holding company
SHARP JUSDA LOGISTICS MALAYSIA SDN. BHD.	Warehousing and storage services,forwarding of freight,domestic sales, international trading, logistics services
Sharp Jusda Logistics Operation (Thailand) Co., Ltd.	transportation, logistic, container, postage,land transport, sea freight, air freight, logistic management, distribution of products, warehouse
Sharp Life Science (EU) Limited	Development, Manufacture, Sale, Import and Export of Medical Equipment and Related Software
ShunSin Technology (Bac Giang, Vietnam) Limited ( )	Manufacture of optical transceiver modules.
ShunSin Technology (Samoa) Corporation Limited	Unrestricted, but in accordance to local laws and regulations as prerequisite
ShunSin Technology Holdings (HongKong) Limited	Unrestricted, but in accordance to local laws and regulations as prerequisite
ShunSin Technology Holdings Limited	Unrestricted, but in accordance to local laws and regulations as prerequisite
ShunYun Technology (Ha Noi, Vietnam) Limited	Manufacture of optical transceiver modules.
ShunYun Technology Holdings Limited	Unrestricted, but in accordance to local laws and regulations as prerequisite
SiCOM China Limited	Unrestricted, but in accordance to local laws and regulations as prerequisite
SiCOM Europe Limited	Unrestricted, but in accordance to local laws and regulations as prerequisite
Signal Communications Holdings Limited	Unrestricted, but in accordance to local laws and regulations as prerequisite
Signal Communications Limited	Trading and development of CCTV products
Simply Smart Limited	Unrestricted, but in accordance to local laws and regulations as prerequisite
SIO International Wisconsin, Inc.	Unrestricted, but in accordance to local laws and regulations as prerequisite
SIL AUSTRALIA PTY LTD	Unrestricted, but in accordance to local laws and regulations as prerequisite
Skilltop Limited	Unrestricted, but in accordance to local laws and regulations as prerequisite
Smart Board Holdings Pte. Ltd.	Other holding companies
SMART Technologies (APAC) Inc.	Sales Support
SMART Technologies (EMEA) Inc.	Sales Support
SMART Technologies (France) SAS	Sales Support
SMART Technologies (GB) Limited	Sales Support
SMART Technologies (Germany) GmbH	Sales Support
SMART Technologies (Middle East) FZE	Sales Support
SMART Technologies (Seattle) Inc.	Research & Development

<b>Company name</b>	<b>Business Scope</b>
SMART Technologies (Singapore) Private Limited	Sales Support
SMART Technologies Corporation	Sales Support
SMART Technologies Inc.	Developer and manufacturer of interactive white boards and touch panels.
SMART Technologies India Promotional and Marketing Services Private Limited	Sales Support
SMART Technologies ULC	Developer and manufacturer of interactive white boards and touch panels.
Smart Top International Limited	Unrestricted, but in accordance to local laws and regulations as prerequisite
Socle Technology (BVI) Ltd.	Unrestricted, but in accordance to local laws and regulations as prerequisite
Socle Technology (Samoa) Ltd.	Unrestricted, but in accordance to local laws and regulations as prerequisite
Software & Service Limited	Investment Holding
Sound Intelligence Holding Limited	Unrestricted, but in accordance to local laws and regulations as prerequisite
SOUND Legend LIMITED	Unrestricted, but in accordance to local laws and regulations as prerequisite
Sound Solutions (Hongkong) Co., Limited ( )	Unrestricted, but in accordance to local laws and regulations as prerequisite
Sound Solutions Austria GmbH	Electronics Industry - Micro Speaker and Actuator Technology.
SOUND TALE LIMITED	Unrestricted, but in accordance to local laws and regulations as prerequisite
SP International, Inc.	Unrestricted, but in accordance to local laws and regulations as prerequisite
SSI Micro-Components (America) Co., Limited	The trust company business or the practice of a profession permitted to be incorporated by the california corporations code
Star Vision Precision Limited	Unrestricted, but in accordance to local laws and regulations as prerequisite
Star Vision Technology Limited	Investment Holding
Strength Luck Limited	Unrestricted, but in accordance to local laws and regulations as prerequisite
Success World Holdings Ltd.	Holding Company
Super Fast Group Limited	Unrestricted, but in accordance to local laws and regulations as prerequisite
Super Wealth Limited	Unrestricted, but in accordance to local laws and regulations as prerequisite
Sutech Holdings Limited	Unrestricted, but in accordance to local laws and regulations as prerequisite
Synergy Integration Technology (SAMOA), Inc.	Unrestricted, but in accordance to local laws and regulations as prerequisite
Talent Sky Holdings Limited	Unrestricted, but in accordance to local laws and regulations as prerequisite
TeleEye Corporation	Unrestricted, but in accordance to local laws and regulations as prerequisite
TeleEye Health Care Limited	Unrestricted, but in accordance to local laws and regulations as prerequisite
Timely Fame Limited	Unrestricted, but in accordance to local laws and regulations as prerequisite
TMJ Technology Co., Ltd.	Unrestricted, but in accordance to local laws and regulations as prerequisite
TNS Limited	Unrestricted, but in accordance to local laws and regulations as prerequisite
TNS Mobile India Private Limited	Sales and marketing
TNS Mobile Oy	Sales
Tongrand Limited	Holding
Top Dynamic Ltd.	Unrestricted, but in accordance to local laws and regulations as prerequisite
TOP STEP ENTERPRISES LIMITED	Unrestricted, but in accordance to local laws and regulations as prerequisite
Topford International Limited	Investment Holding
Topper World Investments Limited	Unrestricted, but in accordance to local laws and regulations as prerequisite
Trade DX, s.r.o.	Unrestricted, but in accordance to local laws and regulations as prerequisite
Transluc Holding Limited	Unrestricted, but in accordance to local laws and regulations as prerequisite
Union Wide Enterprises Limited	Investment Holding
Universal Field International Limited	Unrestricted, but in accordance to local laws and regulations as prerequisite
Ur Materials Co., Ltd.	Unrestricted, but in accordance to local laws and regulations as prerequisite
VaultDX s.r.o	Unrestricted, but in accordance to local laws and regulations as prerequisite
VP Assets Limited	Unrestricted, but in accordance to local laws and regulations as prerequisite
VP Dynamics Labs (Mobile) Limited	Unrestricted, but in accordance to local laws and regulations as prerequisite
Wcube Co.,Ltd.	Unrestricted, but in accordance to local laws and regulations as prerequisite
WELL BUILT HOLDINGS LIMITED	Unrestricted, but in accordance to local laws and regulations as prerequisite

Company name	Business Scope
Wexteq Corporation	Unrestricted, but in accordance to local laws and regulations as prerequisite
Wide Ranging Investments Limited	Unrestricted, but in accordance to local laws and regulations as prerequisite
WIN WORLD ENTERPRISES LIMITED	Environmental services and consultants, import and export trade, investment, recycling waste electronic hardware and plastic parts
Wise Excel Limited	Unrestricted, but in accordance to local laws and regulations as prerequisite
Wonderful Stars Pte. Ltd.	Wholesales of handphones and other telecommunications equipment (eg smart watches, wearable computer and electronic books). Other holding companies
Worthy Ray Limited	Unrestricted, but in accordance to local laws and regulations as prerequisite
Xingfox Energy (Cayman) Technology Co., Ltd.	Unrestricted, but in accordance to local laws and regulations as prerequisite
Yanhorn Industries Limited	Unrestricted, but in accordance to local laws and regulations as prerequisite
Yick Fung Investments Ltd.	Unrestricted, but in accordance to local laws and regulations as prerequisite
Yuzhan Precision Technology Japan Co., Ltd.	Electronic Component Sales and Import/Export; Information Communication Devices Sales and Import/Export; Information and Guidance provider for Electronic Technology; Product Maintenance and After-sales Service; All Related Business and Operations related to the Aforementioned.
Zettmage Technologies Japan Inc.	Semiconductors research and development; provide semiconductor design services; import and export of semiconductors; All Related Business and Operations related to the Aforementioned.
Zone Beyond Limited	Unrestricted, but in accordance to local laws and regulations as prerequisite
Lih Shtun International Investments Limited	Investment.
Syntrend Lifestyle Co.	Computing Equipments Installation Construction., Wholesale of Household Appliance. , Wholesale of Precision Instruments. , Wholesale of Computing and Business Machinery Equipment., Wholesale of Telecom Instruments. , Wholesale of Computer Software., Retail sale of Food and Grocery. , Retail sale of Stationery Articles, Musical Instruments and Educational Entertainment Articles. , Retail Sale of Household Appliance. , Retail sale of Computing and Business Machinery Equipment. , Retail Sale of Precision Instruments. , Retail Sale of Telecom Instruments. , Retail Sale of Photographic Equipment. , Retail Sale of Computer Software. , Retail Sale of Electronic Materials. , Department Stores., Retail Business Without Shop. , Coffee/Tea Shops and Bars. , Restaurants. , Intellectual Property. , Parking Garage Business. , Real Estate Rental and Leasing. , Management Consulting Services. , Other Consultancy. , Software Design Services. , Data Processing Services. , Digital Information Supply Services. , General Advertising Services. , Product Designing. , Management System Verification. , Manpower Services. , Book Publishers., Audio Tape and Record Publishers., Software Publication., Arts and Literature Service., Agents and Managers for Performing Arts, Entertainers, and Models., Live house., Recreational Activities grounds and Facilities., Computer Recreational Activities., Exhibition Services., Rental and Leasing Business. .



Company name	Business Scope
SYNTREND CREATIVE PARK CO., LTD.	Computers and Computing Peripheral Equipments Manufacturing.,Computing Equipments Installation Construction.,Wholesale of Computing and Business Machinery Equipment.,Wholesale of Computer Software.,Retail sale of Food and Grocery. Retail sale of Stationery Articles, Musical Instruments and Educational Entertainment Articles. ,Retail sale of Computing and Business Machinery Equipment. ,Retail Sale of Photographic Equipment. ,Retail Sale of Computer Software. ,Retail Sale of Electronic Materials. ,Retail Business Without Shop. ,Coffee/Tea Shops and Bars. ,Restaurants. ,Software Design Services. ,Data Processing Services. ,Digital Information Supply Services. ,Management System Verification. ,Software Publication.,Computer Recreational Activities.,Parking Garage Business. ,Wholesale of Household Appliance. ,Wholesale of Precision Instruments. ,Retail Sale of Household Appliance. ,Retail Sale of Precision Instruments. ,Real Estate Rental and Leasing. ,Rental and Leasing Business. ,Office Machines Manufacturing. ,Wholesale of Telecom Instruments. ,Retail Sale of Telecom Instruments. ,Wholesale of Drugs, Medical Goods.,Retail sale of Medical Equipments. ,Department Stores.,Intellectual Property. ,Management Consulting Services. ,Other Consultancy. ,General Advertising Services. ,Product Designing. ,Manpower Services. ,Book Publishers.,Audio Tape and Record Publishers.,Arts and Literature Service.,Agents and Managers for Performing Arts, Entertainers, and Models.,Live house.,Recreational Activities grounds and Facilities.,Exhibition Services..
WWW (JinCheng) Co., Ltd.	Manufacturing and sales of camera and equipment; optical glass manufacturing and sales; optical equipment manufacturing; electronic components manufacturing and sales; vacuum coating; molds sales; molds manufacturing; auto parts and accessories manufacturing; auto parts and accessories retail; computer software and hardware and peripheral equipment manufacturing; computer software and hardware and peripheral equipment retail; import and export business
Triple Win Technology(ShenZhen) Co., Ltd.	Software Design and Development,Communication Network Design,Software / Hardware System Consolidation and Supporting Services,Related Technology Consultation Services.Manufacturing and Operation of Optoelectronic Devices,Sensitivity Components,Semiconductors,Optoelectronic Materials,New Display Devices and the Parts and Components of the Aforementioned. .Development, Manufacturing of Digital Cameras and Key Components. .The Import / Export of the Aforementioned,Wholesale Operations and related Supporting Services.Smart Wearable Devices,Smart Home Electronics,Micro Projectors.Non-quota Authorization Management,Export of Purchases Non-Franchised Products.
Shanghai Joyspeed global cargo Co., Ltd.	International Freight Forwarding for Import / Export Goods via Land, Sea and Air; International Exhibits; Personal and Cross-boarding Cargo International Freightling Agency, including Canvassing, Consignment, Booking, Storage, Transfer, Consolidation and Packing / Unpacking, Settling of Transport-related Fees, Customs Declaration, Inspection, Insurance and related Short-distance Cargo Consultations; Road Logistics Agency; Customs Declaration
Shanghai Topone Logistics Co., Ltd.	Freight,Freight Forwarding,Warehousing Services,Car Rentals.
WangHui Trading (ShangHai) Co., Ltd.	Home Appliances,Electronic Products and Accessories,Computer Software,Network Equipment,Camera and Equipment,Toys,Food,Cosmetics and Hygiene Products,Medical Equipment,Cleaning Supplies,Household Items,Daily Goods Sales,Sheet Metal Products,Metal Materials, Optical materials,Environmental Protection Equipment,Chemical Products,textile raw materials,knitted textiles,hardware and electrical equipment,Mechanical Equipment,Paper Pulp,rubber and plastic products, auto parts sales,Exhibition Services,Warehouse Management,Engaged in Import / Export Businesses of Goods And Technology,After-Sales Technical Consulting And Maintenance Business,Technical Consulting, Technical Services, ,Electronic Product Maintenance in the field of Electronic Product Testing. Engaged in technology development, consulting, service and transfer in the field of environmentally friendly new materials, research and development and sales of plastic materials.

Company name	Business Scope
ShangHai KeTaiHuaJie Investment Co., Ltd.	Computer Software / Hardware Research and Development, Design, Production, Sales, System Integration, and Related Technical Consultation and Technical Services, ,Communication Equipment, Electronic Equipment, Integrated Circuit Research and Development, Design, Sales, and Related Technical,Engaged in Import / Export Businesses of Goods And Technology.
Shanghai Zhuxuntong Import & Export Co., Ltd.	Import / Export Businesses of Goods And Technology,E-commerce, Supply Chain Management Services, computer technology developments, consultation, transfers and services.,Business Management Consulting,electronic components,Electronic Products,Digital Products,Computer Hardware / Software and Supporting Equipment Sales.
ShangHai Foxconn Co., Ltd.	Research and Development, Design, and Related Technical Consultation Services for Electronic and Communication Products, Real Estate Development,Operation, Self-owned House Leasing,Property Management,Car Parks / Garage s Management.
Shanghai FU SHEN	Solar Power Technology Services,Power Supply, New Energy Technology Technical Consulting and Technical Services.,Engaged in Import / Export Businesses of Goods And Technology.
Shanghai Fujingtong Business Factoring Ltd.	Export Factoring,Domestic Factoring and Commercial Factoring related Consultation Services,Credict Risk Management Platform Development.
ShangHai Fertile plan International Logistics Co., Ltd.	General freight; Import/Exportand agency; Import / Export of Goods and Technology; International and Domestic sea, air, land Cargo Transport Agency, warehousing, standard cargo handling, product management, separation and packaging business,Corporate Information Consulting Services, merchandise and technology Import / Export Business, electronic, communication equipment and semi-finished products, and parts repair and services, wholesale.
ShangHai PengZhan Investment Co., Ltd.	Investment Management Consulting (Except Brokerage Operations).
Shanghai Ganxing Logistics Co., Ltd.	General freight.Car Rentals,Warehouse Management,Sales of office supplies,knitted textiles,apparel,Electromechanical Equipment,chemical products, domestic freight forwarding, loading and unloading, transportation cargo packaging service, container leasing service.
Shandong Wangliu Logistics Co., Ltd.	Freight;special cargo transportation (container). Domestic Freight Forwarding;Mechanical Equipment Leasing;;Warehousing Services;cargo handling;wholesale: automotive supplies,Electronic Products;Car Rentals.
Shandong chengshang energy Co., LTD.	Sales of solar photovoltaic products; New Energy Power Station Technology Consulting; Solar Photovoltaic Power Generation.
Foxconn Data Technology Co., Ltd.	Industrial Internet technology, information transmission and data processing technology, computer software and hardware, health technology, biotechnology, medical technology, technical research and development of Medical Equipment technology, Technology Consulting, technical services, technology Technology Transfer; Internet-of-Things smart terminal Equipment, industrial automatic control electronic equipment, Industrial Robots, Automation Equipment research and development, Development, Sales, technical services; computer software and hardware, Sales of Instruments; electronic and intelligent engineering construction, Business Management Consulting, adult non-certified labor vocational skills Training, information system integration, network engineering Design, construction, Corporate Information Consulting (except securities, futures); Design, Production, agency, release: domestic advertising; Security Products and Parts, Servers, storage, video equipment, Data Terminal Equipment, Modem, wireless and wired terminal equipment, communication Network Equipment, Micro-Computer, Data Lines, Electronic Products and Parts, calculator interface equipment, Speakers and Parts research and development, Sales; Internet information services; import and export of goods and technology.

Company name	Business Scope
Foxconn Intelligent Manufacturing (Fujian) Digital Technology Co., Ltd.	Information science and system scientific research services; electronics, communication and automatic control technology research services; Internet-of-Things technical services; business management consulting service; cloud platform services; artificial intelligence industry application systems; information technology consulting services; network and information security software Development; software operation and maintenance services; intelligent management system development and application; intelligent logistics system services; Application software development; Engineering Project Management services; Computers, Software and Supporting Equipment wholesale; other communications equipment wholesale; other Mechanical Equipment and Electronic Products wholesale; network and information Security hardware Sales; product sales agency; other trade brokers and agency services; Medical Equipment Sales.
Gong Ye Fu Lian Foshan Zhizaogu Co., Ltd	R&D and Sales of high-end equipment and tools; R&D and Sales of Mechanical Equipment and core components; Intelligent manufacturing system development and solutions technical services; Information system Software Development, integration and technical services; Intelligent control system integration; Intelligent Design consulting and Renovation; Internet-of-Things technology development and sales; technology development and solution technical services in the field of communication technology; industrial Internet platform and computer technology development, technical services, Technology Consulting, Computer Hardware and Software and Supporting Equipment development and Sales; computer network and application engineering construction; artificial intelligence application software development; artificial intelligence general and industry application system development; smart city design, planning and consulting services; municipal engineering, water conservancy engineering, environmental protection engineering, steel structure engineering, fire protection Engineering planning, design, consulting and construction; construction, operation and maintenance of information infrastructure and urban information management platform; hospital management, R&D and sales of Class I, Class II, Class III Medical Equipment; "1+X" talent education and Training, teaching equipment research and development and Sales, education consulting; Incubation Services and Project Investment for Technology Companies.; Technical exchange, training, transfer, promotion; Import and Export Operations.
HengYang FuTaiHong Precision Industry Co., Ltd.	Information system integration services; computer technology, Internet technology technology, information technology technology development, transfer and services; Software Development; teaching equipment, Computer Software's Sales; career intermediary services; information technical services; computer technology, education information, Internet information technology, Information technology technology, Internet-of-Things technology, intelligent technology, Mechanical Equipment technology, Robots technology, electronic technology, communication Technical Consulting Services; technology project agency, bidding and evaluation services; teaching Molds and teaching aids manufacturing; large-scale event organization planning services ;Advertising Design, Production, publishing services; commercial complex management services; gifts, mechanical and electrical products Sales; Hardware mechanical and electrical products, testing equipment, intelligent equipment manufacturing and related and Parts research and development, Development and Sales; construction of e-commerce platforms; cloud services Platform development and construction and services.
YuanFu (Shenzhen) Technology Co., Ltd.	Internet of Things and Computer Technical Development, Technical Consultation, Computer and Network Engineering Construction, Computer Software Development and Location Maintenance, Computer Supporting Equipment Installation and Location Maintenance, Electronic Products Location Installation and Sales, Computer and Related Products (Except for Computer Information System Security Products) Development, Software Development, Sales, Business Management Consulting, Domestic Trade, import and export of goods and technology.
Inner Mongolia Gujinyuan Supply Chain Management Co., Ltd.	General road cargo transportation ; general cargo storage service; Freight, special cargo transportation (container) Warehousing Services; Freight Forwarding; Mechanical Equipment Leasing;

Company name	Business Scope
Inner Mongolia Kaopu Supply Chain Management Co., Ltd.	Hazardous chemicals business; road cargo transportation; loading and unloading; supply chain management services; general cargo warehousing services; parking lot services; information consulting services (excluding licensing information consulting services); coking; coal and product sales; non-metallic minerals and products Sales; sales of graphite and carbon products; sales of metal materials; sales of non-ferrous metal alloys
Inner Mongolia xin jing photovoltaic power generation co., Ltd.	Supply chain management; Parking Garage Business;general cargo transportation (excluding dangerous goods);cargo transportation agency services;railway cargo transportation;cargo container transportation;logistics agency services;warehousing agency services;Warehousing Services;site leasing (excluding storage);construction materials,decorative materials,hardware products,coal and products,grains,agricultural and sideline products,Mechanical Equipment,Electrical Mechanical Equipment,electronic components,automobiles, auto parts,lubricants,tires, clothing, textiles and raw materials Sales;Mechanical Equipment Leasing;; Exhibition Services;organization of cultural and art exchange activities (excluding performances, chess and card rooms);Business Management Consulting;business financial consulting services.
Inner Mongolia Topone Logistics Co., Ltd.	Construction, Operation and Management of New Energy Sources for Photovoltaic Power Generation,,Sales of Power Generation Equipment and Domestic Trade.
TianJin Kaopu Information Technology Co., Ltd.	technical services,Technology development, technology transfer, technology promotion, technical consultation and exchanges; general cargo storage service;commission to provide labor services (excluding queuing services, agency services, foreign labor service cooperation); Mechanical Equipment Leasing; Mechanical Equipment Sales;Electrical equipment Sales;electronic components Sales; Retail Sale of hardware products; chemical products (excluding dangerous chemicals) Sales; tires Sales; lubricants Sales; organization of cultural and art exchange activities (excluding performances, chess and card rooms); Exhibition Services; corporate image planning; Literary creation; corporate marketing planning; Advertising Design agency;Advertising Production; Information consulting services; Socio-economic consulting services; Supply Chain Management Services; Furniture Sales; Household Items Sales; Daily Goods Sales Sales;Electronic Products Sales; Arts, Crafts, and Collectibles wholesale; Sales of office supplies Sales; Kitchen Utensils and Daily Sundries wholesale; Building Materials Sales; Wood Sales; Metal material Sales; hardware productswholesale; knitted textiles Sales; apparel wholesale; automobiles accessories sales;Metal and minerals Sales; Class I Medical Equipment Sales; Specialized labor protection products Sales. General freight; Internet information services; Class I value-added telecommunications business; General freight; Import/Exportand agency; Import / Export of Goods and Technology.
TNS Mobile (Beijing) Co., Ltd.	Mobile Communication Equipment and Terminals,Computer Hardware / Software, Network Equipment wholesale,Commission Agent and Import / Export Business; Technology Development, Technology Transfer, Technical Consultation, Technical Service, and Technical Training of the Above Products..
Taiyuan JUSDA Supply Chain Management Co., Ltd.	Freight Forwarding and Warehousing Services Related to Domestic Transportation; International Freight Forwarding for Import / Export Goods via Land, Sea and Air; General Cargo, Freight Yard Operations (Warehousing Services); Economic and Trade Consulting; Electronic Products, Electronic Products, Communication Products and Parts Maintenance Services; electronic components, Electronic Products, Digital Products, Computer Hardware / Software and Supporting Equipment, Network Equipment, Communication Equipment, Home Appliances, Electronic Equipment and Components, Precision Molds, Agricultural and Livestock Products, Clothing, Shoes and Hats, construction materials, Hardware, automobiles, Motorcycles and Accessories, Arts And Crafts (Excluding Cultural Relics) Sales; Import / Export of Goods and Technology..

Company name	Business Scope
Taiyuan Fuchi Technology Co., Ltd.	Electronic components manufacturing; mobile terminal equipment manufacturing; electronic measuring instruments manufacturing; special equipment repair ; technical service, technology development, technical consultation, technical exchange, technology transfer, technology promotion; electronic special equipment sales; electronic special materials sales; communication equipment repair; Import and export.
SMART Information Technology (Shanghai) Co., Ltd.	Computers, technology development of intelligent, multimedia technology and other products, Technology Transfer, technical services, Technology Consulting; computer software and hardware, audio-visual equipment, Electronic Products and components, imaging system equipment and accessories and other intelligent, multimedia, computer technology products Wholesale, Online Retail, Import/Export and Commissioning Agents; after-sales service such as installation, commissioning, and maintenance of corresponding products.
Beijing Topone Logistics Co., Ltd.	Warehousing Services; Commission to provide labor services (excluding queuing services, agency services, foreign labor service cooperation); Mechanical Equipment Leasing; Car Rentals (not exceed 9 people); International, Domestic, Maritime, Aviation, Land Freight Forwarding; import and export of goods ;Import / Export of Goods and Technology; customs declaration, inspection declaration; international shipping; General freight.
Beijing Fusharp Electronic Commerce Ltd.	Sales Electronic Products, Computers, Software and Supporting Equipment, communications equipment, Floral, Mechanical Equipment (Excluding Small Cars), photographic equipment, Instruments, Pet Supplies, Pet Food, Chemical Products, Class I Medical Instruments, Home Appliances, Jewelry and Handicrafts, knitted textiles, Clothing, Shoes and Hats, Daily Goods, Stationery, sporting goods, hardware and electrical equipment, Building Materials, decorative materials, electronic components, communications equipment, Furniture, Gold and Silver Jewelry, Watches, Glasses, Toys, auto parts, Motorcycles and Accessories, Cleaning Goods, Ceramics, Rubber Products, Plastic Products ,cosmetics, hygiene products, Fertilizers, Pesticides; Software Development; Software Development; Equipment Installation, Maintenance; Ticketing Agent; Design, Production, agency, Advertising; Development of Computer Software / Hardware; Technology Development, Technology Transfer, Technical Consulting, Technical Services, Technical Training; Photography Services; Warehousing Services; Hosting Exhibitions; economic information consulting; import and export of goods, Import / Export of Technology, Export Agent; Collection of Residents' Water and Electricity Charges.
BEIJING fuyang New Energy Technology Co., Ltd.	Photovoltaic Power Generation, New Energy Technology Development, Technology Consulting, technical services, Technology Promotion; Engineering Project Management; Sales of Electrical Equipment, Mechanical Equipment; Power Supply.
JUSDA INTERNATIONAL LOGISTICS (TAIWAN) CO., LTD.	Cargoes Packaging, Warehousing and Storage, International Trade, Other Supporting Services to Transportation, Wholesale of Household Appliance. , Retail Sale of Household Appliance. , Electric Appliance Installation, Electric Appliance and Audiovisual Electric Products Manufacturing, Civil Aviation Agency, Ocean Freight Transportation Forwarding Services, Air Freight Transportation Forwarding Services.
Bharat Taiwan Corporation	Electrical appliances wholesale, computers and business equipment wholesale, telecommunications equipment wholesale, information software wholesale, electronic materials wholesale, electrical appliances retail , computers and business equipment retail, telecommunications equipment retail, information software retail, electronic material retail, international trade, intellectual property, management consulting, information software services, data processing services, electronic information supply services.

Company name	Business Scope
Sichuan Joyspeed global cargo Co., Ltd.	Road freight transport; Domestic freight forwarding; loading, unloading, handling and transportation agency (excluding air passenger and freight forwarding services); land international freight forwarding; warehousing equipment leasing services; air international freight forwarding; general cargo warehousing services (excluding hazardous chemicals, etc. Items approved for approval); engaged in international container ship and general cargo ship transportation; engaged in container ship and general cargo ship transportation between the Mainland and Hong Kong and Macao; maritime international freight forwarding agency; international freight forwarding agency; international shipping agency; customs declaration business; business agency services.
Zhengyi Special Material (HeNan) Co., Ltd.	Amino Resin Coating,Acrylate Resin Coating,Epoxy Resin Coating, Polyurethane Resin Coating, Polyester Resin Coating,Coating Thinner,Amino Resin Adhesive, Acrylate Polymer Adhesive, Epoxy Resin Adhesive, Polyurethane Adhesives, Polyester Adhesives, Organic Silicone Adhesives, Gravure Inks, Lithographic Inks, Specialty Inks, Letterpress Inks, Mesh Inks, Lacquer Thinner (Banana Oil); Wholesale (No Storage, Only For Government-approved Items) of: Polyether Adhesives, Poly Olefin Adhesive, Neoprene Adhesive, Epoxy Paint Curing Agent, Paint Remover, Washing Oil; Production and Sales of: Plastic, Rubber, Chemical Products, Optical Film, Protective Film, Tape, Packaging Materials, Plastic Products, Sandpaper, Grinding Wheel, Grinding Materials; The Development, Design, Assembly, Production, Sales, Leasing, Warranty and After-sales Service of Mechanical Equipment and Related Parts, Import / Export Business of Goods and Technology.
First Special Material (Shenzhen) Limited	Building Materials,Decoration Materials,Fiberglass Products, Plastic Products, Ceramics, Thinners ,Mold Release Agents, Release Agents, Coatings, Chemical Products, Plastic Products, Tapes and Adhesives, Packaging Materials, Mechanical Equipment and Parts, Wholesale of Fly Ash, Safety protective equipment, medical protective equipment, non-woven fabric, mask machine, Cleaning Agent, disinfectant, mask, protective clothing, forehead gun, infrared thermal imaging camera and other Class II medical equipment, Technology Consulting, Import / Export and Related Supporting Businesses; Machinery and Equipment Rental; Provide After-sales Service of the aforementioned Products.
GanSu Fuguangyuan Electronic Technology Co., Ltd	Production and Sales of Products in the field of Communication and Computers,Technology Development, Consulting, Agency Services, and Service in the field of Computer Network Communication;Import / Export of Goods and Technology and Business (Except for Goods / Technologies Prohibited or Restricted by The State);Computer and Communication Network System Integration;Cultural Industry Technology Development and Production,Cultural Industry Technology Agency Services and Related Service,Cultural Industry Product Sales and Other Supporting Services; Network Equipment or Electronic Products Research and Development, Sales and Service;Technology and Product Development for Broadcast Television and Information Networks;Research and Development, Production, Testing, Installation, Maintenance and Sales of Medium to Large Televisions,Medium to Large Computers,Portable Computers,Desktop Computers,Multimedia Data Processors,Network Communication Products and Technology Import / Export,Mobile Communication Systems and Equipment,New Electronic Components,LCD Touch,Laser Projectors,Advertising Screens,Servers,Video Wall,New Energy,Energy-Saving Products,LED DISPLAY PRODUCTS, LED LAMPS,Transformations for Lighting Systems,Advertising Business Management,Solar Lighting System,Smart Light Pole,Smart Internet-enabled Multimedia Machines,New Generation Game Consoles,Digital Electronic Products,Smart Monitoring Equipment and the Application, Consolidation, After-sales Maintenance and Services related to the Aforementioned Products.

Company name	Business Scope
TRANSWORLD COMMUNICATION SYSTEMS INC.	Wired Communication Equipment and Apparatus Manufacturing,Wireless Communication Equipment and Apparatus Manufacturing,Electronic Parts and Components Manufacturing,Restrained Telecom Radio Frequency Equipments and Materials Manufacturing. ,Computers and Computing Peripheral Equipments Manufacturing.,Data Storage Media Manufacturing and Duplicating,Office Machines Manufacturing. ,Photographic and Optical Equipment Manufacturing, International Trade,Software Design Services. ,Data Processing Services. ,Digital Information Supply Services. ,Restrained Telecom Radio Frequency Equipments and Materials Import, Industrial Plastic Products Manufacturing. Metal Surface Treating,Metal Surface Treating,Automobiles and Parts Manufacturing,Machinery and Equipment Manufacturing,Other Machinery Manufacturing Not Elsewhere Classified,Precision Instruments Manufacturing,Die Manufacturing..
MingYang Real Estate Development (KunShan) Co., Ltd.	The development and sales of ordinary residences, business centers, leisure, vacations, training and other related facilities; house leasing;Property management and supporting services.
AnPinDa Precision Industrial (HuiZhou) Co., Ltd.	Development and Sales of Computers, Portable Microcomputers and Related Components, automobiles electronic products, Mobile Phones and Parts, Mobile Power, Audio and Video Systems, Routers, Digital TV Switches, Monitors, Purifiers, Scanners,Credit Card Machines, Digital Photo Frame,Smart Water Bottles, Satellite Navigation and Positioning Receiver Equipments, Medical Instruments and Components, Intelligent Robots and Components, Lighting Products,Fans;Design, Development, Production of Metal Products / Non-Metal Products Molds, Hardware Tools (Excluding Electroplating), Computer Digital Signal Processing Systems and Boards,Digital Audio / Video Decoding Equipment,Third-Generation and Subsequent Generations Mobile Phone / Base Station / Core Network Equipment and Network Detection Equipment, Satellite Navigation and Positioning Receiver Equipments, Camera,Washing Machine, Lampshades, Various Types of Computers, Servers, Disk Memory, Routers, Wireless Communication Systems and Cards, LCD TVs, TV/Computer Integrated Machines, Digital Cameras, Photocopiers, Projectors, automobile selectronic equipment, Automation Equipment, Smart Electronic Toys, Terminal Teller Machines, Pneumatic Control Components, Smart Wearable Bracelets, Smart Watches, 3D Helmets, VR Helmets, 3D Glasses, Tablets, Air Purifiers, Smart Toilet Cover, Car Navigation Devices, Bicycles, Smart Electric Cars,Smart Security Devices, Gaming Controllers, Road Spikes, VOIP Phones,Solar Charger and Discharger Controller, Charging Devices, Electric Vehicle Charging Terminal, Home Appliance Equipments, and Motherboards, Chassis and related Parts of the Aforementioned Products;Providing Tablet PC and related Parts Technical Services, After-Sales Service of Self-produced Products. The Products are Sold in Domestic and Foreign Markets.The Import / Export of the Aforementioned, Wholesale Operations and related Supporting Services.
AnTec Automotive Electric System (KunShan) Co., Ltd.	Develop, Produce and Process Automobile And Motorcycle Molds (Including Die, Injection Molding, Molded Die, Etc.),Key Automotive Parts (Meter Instruments) and Parts related to the Abovementioned; Sale of the Company's Products;Provide Related Software Development, Maintenance and Technical Advisory Services.Commercial Wholesale, Import / Export Business of Related Category Products. Wholesale, Import / Export Businesses for Plastic Floor
ANTEC ELECTRIC SYSTEM CO., LTD.	Cable Equipment for Automotive Manufacturing and Home Appliances,Wired and Wireless Phone Parts and Components Manufacturing and Sales,Computer Keyboard and Components Manufacturing and Sales, manufacturing and trading of wires for aviation equipment; Wired Communication Equipment and Apparatus Manufacturing, Wireless Communication Equipment and Apparatus Manufacturing, Restrained Telecom Radio Frequency Equipments and Materials Manufacturing. Automobiles and Parts Manufacturing.
Chengdu Yipu Logistics Co., Ltd.	Freight,Warehousing Services (excluding hazardous chemicals),Freight Forwarding,Car Rentals,Mechanical Equipment Leasing;.

Company name	Business Scope
Chengdu Zhuxuntong Import & Export Co., Ltd.	import and export of goods and technology; computer software and hardware technology development, Technology Consulting, Technology Transfer, technical services; information technology research and development, technical consulting; Business Management Consulting; logistics information consulting services; customs brokerage services; online trade agents; Supply chain management (Excluding ordinary freight); Domestic trade agency; Freight Forwarding (excluding items that are specially stipulated by the state, such as carrying out transportation procedures, transshipment of goods, water transportation services on behalf of the organization of the source of goods, international shipless shipping, etc..
CHENGDU FULIAN ZHUNREN TECHNOLOGY CO.,LTD	Research, production, sales and technical promotion, technical services of pneumatic control components, cemented carbide, single crystal and polycrystalline diamond materials, liquid metal, cutting tools, taps and their components; import and export of goods, technology import and export; automation equipment and related Parts development, production, sales, maintenance and technical services; automation equipment transformation, relocation, repair, maintenance services.
CHIVALRY TECHNOLOGY LIMITED	Retail and wholesale electronic materials, components, semiconductors, materials and information system software, design and development of integrated electrical technology, provision of intellectual property services.
Jiangsu Yuchai Logistics Co., Ltd.	Road general cargo transportation; providing management services for enterprises; technical development, technical services and technical consultation of computers, software and auxiliary equipment; domestic trade; self-operated and agency import and export business of various commodities and technologies; enterprise management consulting services; warehousing Services; car leasing (excluding financial leasing).
Ingrasys Info-Tech Corp.	Development and Production of Computer Software, Computer Network Engineering; Software Testing; Computer System Integration; Computer System Integration; Wholesale of Computers, Hard Disk Memory, Communication Equipment and Related Parts; import and export of goods; Commissioning Agent (Except for Auctions); The Technology Consulting, technical services of the abovementioned products; Sales of Self-produced Products.
PULLUX ELECTRONICS LIMITED	Retail and wholesale electronic materials, components, semiconductors, materials and information software, Design and development of integrated electrical technology, provision of intellectual property services.
Xi'an Topone Logistics Co., Ltd.	General cargo transportation; special cargo transportation (container); dangerous goods transportation; truck leasing; freight forwarding, warehousing, cargo handling and loading and unloading services; entrusted to provide labor services; machinery and equipment leasing; car sales.
Foshan Pulida Technology Co., Ltd.	Sheet Metal Products R&D; Camera and Equipment Sales; Slideshow and projection equipment manufacturing; Film and television recording equipment manufacturing; TV manufacturing; Monitors manufacturing; Monitors Sales; Communication Equipment manufacturing; Audio equipment manufacturing; Glass manufacturing; electronic components wholesale; electronic components manufacturing ; Optoelectronic device manufacturing; Optoelectronic device Sales; Electronic-specific Equipment manufacturing; Optical glass manufacturing; Optical glass Sales; plastic products Sales; hardware products manufacturing; hardware products wholesale; Molds Sales; Molds manufacturing; Computer and office equipment maintenance; Electronic Products Sales; auto parts wholesale; plastic products manufacturing; lubricants Processing, manufacturing; lubricants Sales; auto parts retail; Home Appliances and Parts retail; Property Management; non-residential real estate leasing; Camera and Equipment manufacturing; optical Communication Equipment manufacturing; photographic equipment and telescope wholesale; optical instruments Sales; Additive Manufacturing Equipment Sales; Audio Equipment Sales; Import / Export of Goods and Technology; import and export of goods.



Company name	Business Scope
Premier Image Technology (China) Ltd.	Production and Sales of Various Types of Cameras and Parts,Electronic Laser Manufacturing Machines,Telescopes and Accessories,Projectors and Accessories,Cameras and Accessories,Digital Televisions and Flat Panel Displays and Accessories,Mobile Phones and Accessories,New Printing Devices (Laser) , Inkjet Printers and Accessories,Multimedia Recording and Player and its Accessories,Digital Audio and Video Systems,Multidimensional Stereo Glasses,Electronic Components (Optoelectronic Devices),Optoelectronic Control Components,Liquid Crystal Display Components,Precision Lenses,Precision Plastic related Spare Parts,Hardwareplastic products,Precision Stamping Dies,Precision Cavity Molds,Mold Standard Parts and Spare Parts,Automation Equipment and Parts.Established an Internal Research Center within The Company to Conduct Research and Development of the Products' Production Technologies and related Components. .Domestically, the Company Purchases Merchandise for Export (Excluding Quotas Authorizing the Management of Licensed Products and Parts), the Import Company Re-Exports Materials and Parts Required for Production Research, and After-sales Maintenance Servic.Wholesale, Retail and Import / Export of Electronic Products, Auto Parts, Accessories, Lubricants.,Related Parts Testing Services, Product Introduction and Display;Self-owned Factory Rental;Property Management and Related Services;Technology Import.
Foshan Zhizaogu Chanyeshifanjidi Co., Ltd.	Mechanical and electrical equipment manufacturing, auto parts and accessories manufacturing, mold manufacturing, motor manufacturing, metal tool manufacturing; software development; technical services, technology development, technical consultation, technical exchange, technology transfer, technology promotion; intelligent water system development; Internet of things Technology research and development; research and development of motors and their control systems; Internet of things technical services; mechanical equipment research and development; artificial intelligence public service platform technical consulting services; artificial intelligence double-creation service platform; artificial intelligence industry application system integration services; information system integration services; Application services; intelligent control system integration; hospital management; medical equipment leasing; maintenance of electronic and mechanical equipment (excluding special equipment); education consulting services (excluding education and training activities involving licensing and approval); sales of Class I medical devices; Sales of Class II medical equipment; sales of mechanical equipment; sales of Internet of Things equipment; sales of teaching-specific instruments; wholesale of auto parts and accessories; sales of molds; sales of mechanical and electrical equipment; sales of metal tools. The third category of medical device business.
Foshan Zhizaogu Chuangxinzhongxin Co., Ltd	Mechanical Equipment R&D; Intelligent basic manufacturing equipment sales; electronic components and electromechanical component equipment Sales; Electrical Mechanical Equipment Sales; Medical Equipment Sales; Mechanical parts, components Sales; Software Development; Engineering and technology research and test development; Intelligent control system integration; New material technology research and development; motor and control system research and development; smart water system development; big data services; Internet data services; Internet-of-Things technology research and development; Internet-of-Thingstechnical services; information system integration services; artificial intelligence applications Software Development; Artificial Intelligence Basic Software Development; Artificial Intelligence General Application System; technical services, Technology development, technology transfer, technology promotion, technical consultation.
LinYih International Investments Co., Ltd.	Investment.
Honxun Electrical Industry (HangZhou) Co., Ltd.	Engaged in Mobile Communication Systems Mobile Phones, mobile communication terminal product plastic shell, mobile Communication Products substrate, Mobile Communication Products Chassis Development, Sales and after-sales service; engaged in the technical development of the above products, technical services, system integration, wholesale, Import / Export Business.

Company name	Business Scope
HongYe Precision Components (KunShan) Co., Ltd.	Production of Information Products, Precision Components, Precision Injection Molding Components, Precision Metal Components, Electronic and Communication Products Maintenance, Providing Related Software Development and Technical Consulting Services; Sales of Self-produced Products. Engaged in development core-business related products and hardware and electrical equipment; Home Appliances; Office equipment; Consumer Electronic Products; Instruments; Molding Machines, Injection Molding Machines, Punching Machines and other Mechanical Equipments; Telephones, Mobile Phones and Other Communications Equipment; Computer, Computer Peripheral Equipment; Wholesale and Import / Export for other stand-alone Appliances, Equipment, or Parts related to the above Products and Import / Export Business.
PEROBOT CO., LTD.	Electrical appliances Wholesale; computers and business equipment wholesale, telecommunications equipment wholesale, information software wholesale, electronic materials wholesale, electrical appliances retail, computers and business equipment retail, telecommunications equipment retail, information software retail, electronic material retail, international trade, intellectual property, management consulting, information software services, data processing services, electronic information supply services.
uniEat Co., Ltd.	Investment Consultancy, Management Consulting Services. Other Consultancy. Software Design Services. Data Processing Services. Digital Information Supply Services. Third-party payment, General Advertising Services. Product Design. Research Development Service, Management System Verification. Network certification service industry; Wholesale of Computing and Business Machinery Equipment, Wholesale of Computer Software. Retail Sale of Computer Software. Retail sale of Computing and Business Machinery Equipment. , Retail Business Without Shop. International Trade, Intellectual Property.
Belkin Trading (Shanghai) Co., Ltd.	Computer Hardware and Software and Supporting Equipment, Router Network Equipment and Accessories, Electronic Products and parts, hardware and electrical equipment, plastic products, Glass Products, Daily Goods Sales, Sporting Goods and Accessories, Luggage, Leather Goods Wholesale, Import/Export, Online Retail (Except for Commodities), Commission Agents (Excluding Auctions) and Other Related Supporting Services, International Trade, Entrepot Trade, Trade and Agency between Enterprises in the District, Simple Processing Operations in the District, Business Management Consulting, Corporate Information Consulting, Business Information Consultation , Technology Development, Technology Transfer, Technical Consultation, and Technical Services in the Field of Computer Technology and Network Technology.
Asia Pacific Telecom Co., Ltd.	Telecommunication Business Type 1 and 2, Wired Communication Equipment and Apparatus Manufacturing, Wireless Communication Equipment and Apparatus Manufacturing, Electronic Parts and Components Manufacturing, Computers and Computing Peripheral Equipments Manufacturing, Data Storage Media Manufacturing and Duplicating, Electrical equipment installation industry, lighting equipment installation engineering, telecommunications engineering industry, satellite TV KU channel, C CHANNEL EQUIPMENT INSTALLATION INDUSTRY, telecommunications control RF equipment installation engineering industry, Wholesale of Drugs, Medical Goods, Wholesale of Machinery, Wholesale of Household Appliance. , Wholesale of Precision Instruments. , Wholesale of Telecom Instruments. , Battery Distributor, Wholesale of Computer Software, Wholesale of Electronic Materials, Retail sale of Medical Equipments. , Retail Sale of Household Appliance. , Retail Sale of Precision Instruments. , Retail Sale of Telecom Instruments. , Retail Sale of Computer Software. , Retail Sale of Electronic Materials. , International Trade, Restrained Telecom Radio Frequency Equipments and Materials Import, Management Consulting Services. , the third party payment, Energy Technical Services, Software Design Services. , Data Processing Services. , Digital Information Supply Services. , Telecommunications Number Agencies, Other Industry and Commerce Services Not Elsewhere Classified. , Rental and Leasing Business. .
ZETTMAGE SEMICONDUCTOR LIMITED	Retail and wholesale electronic materials, components, semiconductors, materials and information software; design and development of integrated electrical technology; Provide Intellectual Property Services.

Company name	Business Scope
EVENWELL DIGITECH INC.	Wireless Communication Equipment and Apparatus Manufacturing,Electronic Parts and Components Manufacturing,Computers and Computing Peripheral Equipments Manufacturing.,Management Consulting Services. ,Software Design Services. ,Data Processing Services. ,Digital Information Supply Services. ,General Advertising Services. ,Wholesale of Stationery Articles, Musical Instruments and Educational Entertainment Articles,Wholesale of Computing and Business Machinery Equipment.,Wholesale of Telecom Instruments. ,Wholesale of Computer Software., Retail sale of Stationery Articles, Musical Instruments and Educational Entertainment Articles. ,Retail sale of Computing and Business Machinery Equipment. ,Retail Sale of Computer Software. , International Trade,Intellectual Property. ,Agency Services,Data Storage Media Manufacturing and Duplicating,Restrained Telecom Radio Frequency Equipments and Materials Manufacturing. .
Yueyang Jusda Supply Chain Management Co.,Ltd.	Supply chain management and service, logistics park operation service,international freight forwarding agency, customs declaration agency service, package, loading and unloading, transportation full service agency, loading and unloading handling (except sand and gravel), General freight agency,logistics agency services, warehousing agency services, Domestic shipping agency, international shipping agency, trade agency,Warehousing management service, cargo warehousing, air freight agency,general cargo transportation (excluding dangerous goods),trade consulting service, business management consulting service,logistics consulting service,Domestic Freight Forwarding,development and construction of computer network platforms, information technology consulting services, logistics information services, professional repair of communication transmission equipment, communication switching equipment, cold chain operations, cold chain Management, cold chain warehousing, cold chain logistics,logistics information systems, sales of electronic equipment, electronic components and components, Food, beverage Sales, Repair and wholesale of electrical equipment,kitchen appliances and household groceries, Home Appliances, automobiles,automobiles and Parts, motorcycles, construction materials, decorative materials, clothing, shoes, hats, Cosmetics and Hygiene Products, dairy products, tea crops and beverage crops, wholesale of domestic alcohol.
KUNSHAN FUCHENGKE PRECISION ELECTRONICAL CO.,LTD.	Research and Development, Production, Processing of Consumer Electronics Motherboards,Power Boards,Photovoltaic Panels,Drive Boards,Light Strips and related Parts, automobiles components and parts manufacturing. Sales of Self-produced Products. Engaged in development in core business related products, Consumer Electronic Products and Spare Parts,Surface Adhesive Technology Equipment, Import / Export and Related Supporting Businesses. Slideshow and projection equipment manufacturing; slideshow and projection equipment sales; electronic-specific equipment manufacturing; Electronic Equipment Sales.
Kunshan Tengyang Intelligent Technology Co.,Ltd	smart equipment,Automation Equipment,Electronic-specific Equipment, Testing Equipment,Tool and Die Research and Development,Production, Production and Processing of the Abovementioned Product Parts,Processing, Sales of Self-produced Products,Import / Export of Related Raw and Supplementary Materials,and After-Sales Service.
KunShan XinYang Real Estate Development Co., Ltd.	Real Estate Development, Sales;Property management and supporting services.
Cens Way Technologies Co., Ltd.	Wholesale of Electronic Materials, International Trade,Product Designing. Electronic Parts and Components Manufacturing.
HANGZHOU JUSDA SUPPLY CHAIN MANAGEMENT LIMITED	Sevices:Supply chain management,Corporate Information Consulting (Apart from product agency),Warehouse Management,International and Domestic Cargo Transport Agency,cargo handling, sorting, packaging; Computer Information Technology Development,technical services,Technology Consulting,Technology Transfer, information technology, Computer Software; Engaged in Import / Export Businesses of Goods and Technology.

Company name	Business Scope
Hangzhou Jiangyu Innovation Medical Technology Co., Ltd.	Medical and Health,Biotechnology,Genetic Testing, Software and Hardware Technology Development,technical services,Technology Co Smart Wearable Devices; Sales; Class I, Class II Medical Devices, Medical and Health Materials and Dressings, electronic equipment, Instruments, Electromechanical Equipment and Accessories, Home Appliances, fitness equipment, sporting goods; Rental and Maintenance of Medical Equipment; domestic advertising design agency, release (Except Online Advertising); Businesses relating to Import / Export of Goods And Technology,Import And Export Agency. Sales ofAutomation Equipment, Molds, fixtures.
DongGuan HongSong Precision Components Co., Ltd.	Production and Sales of Printers, Photocopiers and Related Components.
Dongying PV Technology Co. Ltd.	Solar Technology Development;Photovoltaic Power Station Construction and Operation Management;Power Supply;Consulting Services for Photovoltaic Power Engineering.
Wuhan Jusda Supply Chain Management Limited	Road cargo transportation; express delivery services; customs supervised cargo warehousing services (excluding hazardous chemicals and dangerous goods). Domestic cargo transportation agency; customs declaration business; inspection declaration business; general cargo warehousing services (excluding hazardous chemicals and other items that require approval); loading and unloading; supply chain management services; electronic and mechanical equipment maintenance (excluding special equipment); Communication equipment repair; import and export agency; Internet sales (except for the sale of goods that require licenses); information consulting services (excluding licensed information consulting services); cosmetics retail; cosmetics wholesale; first-class medical equipment sales; food sales (only sales Pre-packaged food); international freight forwarding agency; land international freight forwarding agency; air international freight forwarding agency; domestic container freight forwarding agency.
Wuhan Topone Logistics Co., Ltd.	Domestic Freight Transportation,Freight Forwarding,Customs Declaration and Inspection Agency,Testing Services; Domestic Express Couriers: Domestic Express Delivery Within The Territory Of Hubei Province;Contracting Freight, Freight Forwarding and Freight Forwarding of Land, River, Sea, Air and Railway;Freight Yard Management (Including warehousing, loading/offloading services); Supply Chain Management and Related Supporting Services and Property Management; Business, Economic and Trade Consulting Services; Electronic, Communication Products and Parts Repair Services; Agent or Self-Operated Import/ Export Business of Various Commodities and Technologies;Electronic Products, Online Sales of Daily Goods; Logistics Information Technology and Logistics Software Research and Development, Design, Consulting; Retail and Wholesale of cosmetics,Class I Medical Devices and Supplies, Pre-Packaged Food, Bulk Food and Dairy Products (Excluding Infant Formula).
Wuhan Zhunxuntong Enterprise Service Co.,Ltd	Business Management Consulting; logistics information consultation;Supply chain management; computer software and hardware technology development,Technology Consulting, Technology Transfer, technical services;technology research and development, technical consulting in the field of information technology; Electronic Products(excluding electronic publications)Online sales; Customs Declaration and Inspection Agency; Freight Forwarding; import and export of goods, Import / Export of Technology, Export Agent.
Henan Zhongyuan RongChuang Fund Management Co., Ltd.	Manage or Trustee Management of Non-Securities Equity Investments and Related Advisory Services.
Henan Zhongyuan Financial Leasing Co.Ltd	Financial Leasing Business, Leasing Business,Domestic and International Procurement of Leased Property,Residual Value Processing and Maintenance of Leased Property,Leasing Transaction Consultation.
Henan Yupin Real Estate Co.,Ltd	Real Estate Development,Operation, Sales; Self-owned House Leasing;Real Estate Information Consulting; Real estate agency services; Industrial Park Operation Management;Property Management.

Company name	Business Scope
HeNan FuChi Technology Co., Ltd.	Production and Operation of Third-generation and Subsequent Generations of Mobile Communication Systems, Mobile Phones, Base Stations, Core Network Equipment and Network Detection Equipment and Components, ,Digital Audio and Video Decoding Equipment and Components;Automation Equipment,Metal / Non-Metal Products Mold, Fixtures, Inspection fixture and its parts, Mobile Phone Accessories, Electronic Products R&D, Design, manufacturing and maintenance; LED display board transformation, relocation, installation, Repair, maintenance and technical services; Engaged in Import / Export Businesses of Goods And Technology ; Commodity Exhibition and Display Services; logistics services; Computer System Integration and related technical services; calculator network engineering facilities, network technology development, Technology Transfer, Web Design; recycling, repair, sales and sales of used Electronic Products and communications equipment After-service; Sales of Electronic Products and Accessories; Testing Technology Services and Technical Consulting; Environmental Technology Services.
HeNan YuZhan Technology Limited	Production and Operation of Third-Generation and Subsequent Generations of Mobile Communication Systems and Mobile Phones,base stations,core network equipment and network detection equipment and their components,New Electronic Components, digital audio and video decoding equipment and parts; engaged in the design and manufacturing of Metal / Non-Metal Products Mold; maintenance and Warehousing Services, wholesale and related supporting businesses of the above products; Engaged in Import / Export Businesses of Goods and Technology; engaged in inspection Tools, Fixtures and Components Design, Development, Sales, testing, maintenance and after-sales service; mobile communication system Mobile Phones research and development; Computers, Mobile Phones related software and hardware research and development testing.
FAROBOT INC.	Data Storage Media Manufacturing, Wholesale of Machinery, Wholesale of Household Appliance. Wholesale of Precision Instruments. Wholesale of Computing and Business Machinery Equipment. Wholesale of Telecom Instruments. Wholesale of Computer Software. Retail Sale of Household Appliance. Retail sale of Computing and Business Machinery Equipment. Retail Sale of Telecom Instruments. Retail Sale of Computer Software. Retail Business Without Shop. International Trade,Restrained Telecom Radio Frequency Equipments and Materials Import, Management Consulting Services. Software Design Services. Data Processing Services. Digital Information Supply Services. Product Designing. Online verification services, Other Industry and Commerce Services Not Elsewhere Classified. Electric Appliance and Audiovisual Electric Products Repair Shops, Rental and Leasing Business. .
SolidEdge Solution Inc	Battery manufacturing; automobile and parts manufacturing; precision chemical materials manufacturing; electronic components manufacturing; other chemical materials manufacturing; research and development services; product design; energy technology services; international trade; intellectual property rights; Electronic material wholesale industry (operating the restricted area); battery wholesale industry (operating the restricted area), research, design, development, manufacture and sale of the following products or services: key materials for power batteries.
Jin Ji Full Investment Holding Co., Ltd.	Investment,Investment Consultancy.
Jin Ji Full Precision Machinery (WuHan) Co.,Ltd	Development, Production and Operation of Precision Molds,Metal / Non-Metal Mold Components, Machine Components,Electronic Products and Parts; Automation Equipment and related Key Components, Hardware Products,Sheet Metal Products, Injection Molding, plastic products, Electronic Amusement Equipment Development, Design, Production, Sales;Heat Treatment;Metal Material Shear Processing, Sales and Supply of Related Materials for Technology; Testing Equipment Calibration, Repair, Maintenance, Testing; Sales OfLithium Batteries; Electric Bicycles, Non-electric Bicycles, Development, Design, Manufacturing, Assembly, Processing, Operation of Travel Tool Products and Parts, Sales of Similar Products of the abovementioned Products;Wholesale and Retail of Bicycles and Electric Bicycles; import and export of goods, Import / Export of Technology, Export Agent.

Company name	Business Scope
JIN JI FULL PRECISION MACHINERY (QIN HUANG DAO) CO., LTD	Development, Production and Sales of Precision Molds,Metal / Non-Metal Mold Components,Machine Components,Electronic Products and Parts;Automation Equipment and related Key Components,Hardware Products,Sheet Metal Products,Plastic Products Development,Design,Development, Sales;Heat Treatment;Metal Material Shear Processing, Sales and provide related technical services; Testing Equipment Calibration, Repair, Maintenance, Testing, Sales.
Changchun ChenTai Technology Co., Ltd.	Investment in the Construction of Polylactic Acid Degradable Plastic Resin,Modified Plastic Resin Technology Research and Development,Technical Consulting: Services, Production, and Sales.
Changchun YongTai Technology Co., Ltd.	Carbon Dioxide-Based Degradable Plastic Resins,Modified Plastic Resin Technology Research and Development,Technical Consulting: Services, Production, and Sales.
Changchun Leiguan Environmental Plastic Products C	Eco friendly plastic products manufacturing, research and development; environmental protection technology development, service and consultation; environmental protection equipment wholesale; construction and operation of sewage treatment plants.
Qingdao Ruitaitong Supply Chain Management Co., Ltd.	Supply chain management; international trade; entrepot trade; trade between enterprises in the zone and processing and arrangement under trade; self-operated and agency import and export of various commodities and technologies; trade of rubber products and plastic products; international and domestic freight forwarding agency And related business consulting services; agent customs declaration, inspection.
Shin Yan Technology (Foshan) Co., Ltd.	Technical service; technical development; technical consultation; technical exchange; technology transfer; technology promotion; research and development of electronic special materials; software development; electronic product sales; electronic component manufacturing; electronic special material manufacturing; optoelectronic device manufacturing; import and export of goods.
Nanjing Futeng New Energy Vehicle Technology Co., Ltd.	Auto parts research and development; technical service; technology development; technical consultation; technical exchange; technology transfer; technology promotion; auto parts and accessories manufacturing
NANJING HONGFUSHARP PRECISION ELECTRONICS CO., LTD.	Precision Electronic Equipment,Optoelectronic Technology and Related Equipment,Medical Equipment,Medical Equipment, Automation Equipment Research ,Development, Sales,technical services,Technology Consulting,Technology Transfer;Self-owned Housing and Equipment Rental;self- operated and Acting for the import and export of various commodities and technologies.
NanNing FuTaiHong Precision Industrial Co., Ltd.	New Electronic Components,Third-Generation and Subsequent Generations of Mobile Communication Systems, Mobile Phones,Network Cards,Switching Equipment,Digital Clustering System Equipment,Routers, Testing Equipment,Tooling and Manufacturing and Sales of the Abovementioned Products, Provide After-sales Service;The Import / Export of the Aforementioned,Wholesale Operations and related Supporting Services.

Company name	Business Scope
NanNing FuGui Precision Industrial Co., Ltd.	Development and Production of New Electronic Components,Broadband Access Network Communication System Equipment,Transmission Communication System Equipment,Metro Ethernet Communication System Equipment,Wireless Local Area Network (Wide Area Network) Equipment,High-End Routers,High-end Switches,Portable Microcomputers,Interactive Tablets,Vehicle Communication Device,Mobile Internet Device,Tablet Computer,Satellite Navigation and Positioning Receiver Equipments,Wireless Communication Module,Optical Transceiver Module,Module Casing,One Billion Bit Passive Optical Network Terminals,Base Station Filters,Digital Cameras,Video Recording Devices,Digital TV Sets,Digital Audio and Video Decoding Devices,Mobile Phones,Satellite TV Reception Facilities,Solar Cells,Solar Battery Packs,Network Security and Storage Products,Network Servers, Smart home, smart office equipment, POS Sales terminals and related equipment, 3D Printers and related equipment, Molds Fixture Manufacturing and Maintenance, Measuring Instrument Testing and Calibration, Bicycles, Electric Toys and Components of the Aforementioned Products., ancillary products (including Packaging) Business, except for the national exclusive control products), build supporting Development auxiliary facilities,Sales of Self-produced Products, and provision of after-sales services; The Import / Export of the Aforementioned,Wholesale Operations and related Supporting Services; Home Appliances, Household Items, Electronic Products Retail Business; Housing Rental.
Smarter Technology (Shenzhen) Co., Ltd.	Computer Software,Information System Software Technology Development and Sales; Information System Design,Integration, Operation and Maintenance;Information Technology Consulting;Database Services,Database Management;Property Management;Housekeeping Management;Collection of Dry Cleaning;Designated Driver Services ;Cleaning Services;import and export of goods and technology; clothing, textiles,Knitwear,Daily Goods Sales,Stationery,sporting goods,construction materials,Mechanical Equipment,hardware products,Electronic Products,Jewelry, Handicrafts Wholesale and Retail;Indoor and Outdoor Decoration Engineering Design,Decoration Engineering Design,Graphic Design;Engineering Cost Consulting,Network Technology Consulting and Development;Construction and Engineering of Electromechanical Installation, Integrated Wiring Engineering;Design,Development and Sales of Security Products.
Spectacular Co., Ltd.	Intellectual Property. ,Management Consulting Services. ,Research Development Service.
Maoming Yijie Logistics Co., Ltd.	General freight; cargo transfer; warehousing services; distribution services; loading and unloading services; parking lot services; cargo packaging services; freight information consulting services; supply chain management and related supporting services; logistics industry investment; wholesale and retail of food, agricultural and sideline products, feed; self-operated and agency import and export business of various commodities and technologies, economic information consulting, business management consulting.
SOCLE TECHNOLOGY CORP.	Electronic Parts and Components Manufacturing,Software Design Services. ,Digital Information Supply Services. ,Product Designing. ,Other Industry and Commerce Services Not Elsewhere Classified. ,Wholesale of Precision Instruments. ,Wholesale of Computing and Business Machinery Equipment.,Wholesale of Computer Software.,Wholesale of Electronic Materials,Retail sale of Computing and Business Machinery Equipment. ,Retail Sale of Precision Instruments. ,Retail Sale of Computer Software. ,Retail Sale of Electronic Materials. ,telecommunications engineering industry, ,Computing Equipments Installation Construction., International Trade,Research, Design, Development and Manufacturing of the below products:
SOCLE TECHNOLOGY (Shanghai) LTD	Development and Design of Electronic Products, Electronic Components, Integrated Circuits and Components, Transfer of Proprietary Technology Achievements, Wholesale of Similar Products to the Aforementioned, Commission Agency (Excluding Auctions), Import / Export and Related Supporting Services, Trade Information Consulting, International Trade, Entrepot Trade, Intra-firm Trade and Trading Agency.

Company name	Business Scope
CHONGQING GUANZHUO TECHNOLOGY CO., LTD.	Various engineering construction activities. Multimedia Digital Software / Hardware Design and Development; Software Services; System Integration; Enterprise Management and Corporate Information Consulting; Electronic Products and Equipment (Excluding Electronic Publications) and Accessories, Consumer and Commercial Appliances, Computer Hardware and Software, Communication Equipment, Daily Goods, Office Equipment, Multi-function Machines, Speakers and Technical Services of Related Products; Installation and Maintenance of Home Appliances, Digital Electronic Products, Computer Hardware and Software, Network Communication Equipment; Educational and Medical Product Solutions; Video Systems, Smart Office Solutions; Self-owned Equipment Rental; Multi-Functional Machine Rental Service; Import / Export Of Goods and Technology, Office equipment leasing service, Mechanical Equipment Leasing;, information system integration service, artificial intelligence industry application system integration service, Internet-of-Things equipment manufacturing, Internet-of-Things equipment Sales, Instruments Sales, electronic measuring instrument Sales, virtual reality equipment Manufacturing, wearable smart devices Sales, audio equipment Sales, radio and television equipment manufacturing (excluding radio and television transmission equipment), artificial intelligence hardware sales, film and television recording and playback equipment manufacturing, and instruments repair.
CHONGQING FERTILE PLAN LOGISTICS CO., LTD.	Multimedia Digital Software / Hardware Design and Development; Software Services; System Integration; Enterprise Management and Corporate Information Consulting; Electronic Products and Equipment (Excluding Electronic Publications) and Accessories, Consumer and Commercial Appliances, Computer Hardware and Software, Communication Equipment, Daily Goods, Office Equipment, Multi-function Machines, Speakers and Technical Services of Related Products; Installation and Maintenance of Home Appliances, Digital Electronic Products, Computer Hardware and Software, Network Communication Equipment; Educational and Medical Product Solutions; Video Systems, Smart Office Solutions; Self-owned Equipment Rental; Multi-
Chongqing Hongteng Technology Co., Ltd.	Engaged in the design and manufacture of molds for metal products and non-metal products, the development, production and operation of display terminal products, panel and module supporting products, portable microcomputers, power electronic components, computers and their components, and engaged in the above products and the import and export of similar commodities, wholesale business and related supporting services (excluding franchised, exclusively controlled, monopolized commodities and restricted items), software development, mechanical equipment research and development, special equipment manufacturing (excluding licensed professional equipment manufacturing), Internet Equipment manufacturing, mobile communication equipment manufacturing, industrial robot manufacturing, metal processing machinery manufacturing, material handling equipment manufacturing, general parts manufacturing, general equipment repair, industrial automatic control system device manufacturing, laser marking processing.
Chongqing Zhunxuntong Customs Service Co.,Ltd.	Acting for customs declaration and inspection; computer hardware and software technology development, technical consulting, technology transfer, technical services; business management consulting; logistics information consulting; import and export of goods and technology; enterprise supply chain program design and management.
ChongQing FuGui Electronics Co., Ltd.	Production, operation and development of wireless modules, wireless chargers, wireless network streamers, trackers, modems, wired modules, switches, routers, data switches, network controllers; Wholesale business, technology development, technical consultation, maintenance and after-sales service of self-produced products and related supporting services, communication equipment manufacturing, network equipment manufacturing, network equipment sales, electronic component manufacturing, labor services (excluding labor dispatch) .



Company name	Business Scope
ChongQing Jingmei Precision electronic Co., Ltd.	Development, Manufacturing, Sales and Related Technical Services of Audio-visual Equipment, New Flat Panel Displays, Electronic Devices, Electronic Components, Liquid Crystal Display Screens And LCD TVs, Audio and Video Systems, Panel Modules, New Flat Panel Display Systems and Components; Export Business; LCD Screen and LCD TV Repair Service; Warehousing Services.
Joyspeed Global Cargo China Limited	INT'L TRANSPORTATION
Jusda Supply Chain Management Shanghai Co., Ltd.	Supply Chain Management, International Cargo Transportation Agency, Road Cargo Logistics, Warehousing Services, third-party logistics services, Food Circulation, Business Information Consultation, E-Commerce (Not Allowed to Engage in Value-Added Telecommunications, Financial Services), Technology Development regarding Computer Information Technology, Technical Consultation, Technology Transfer, Technical Services, Daily Goods, Cosmetics, Clothing, Home Appliances, Maternity Products, Sales of Toys.
JUSDA SCM (HUIAN) CO., Ltd.	Development, Manufacturing, Sales and Related Technical Services of Audio-visual Equipment, New Flat Panel Displays, Electronic Devices, Electronic Components, Liquid Crystal Display Screens And LCD TVs, Audio and Video Systems, Panel Modules, New Flat Panel Display Systems and Components; Export Business; LCD Screen and LCD TV Repair Service; Warehousing Services.
Jusda Energy Technology (Shanghai) Co., Ltd.	Energy Technology; Chemical Technology; Technology Transfer in Information Technology; Technical Services; Technical Consulting; Technology Development; Contract Energy Management; Wholesale of Chemical Products; Import and Export, Commission Agency (Excluding Auctions); Shipping, Land Transportation, and Air Import / Export, International Exhibits; Personal and Cross-boarding Cargo International Freight Agency, including Canvassing, Consignment, Booking, Storage, Transfer, Consolidation and Packing / Unpacking, Settling of Transport-related Fees, Customs Declaration, Inspection, Insurance and related Short-distance Cargo Consultations, Domestic Road Logistics, Domestic Road Logistics Agency, Repairs, Rental of Freezer Storages, Tank Containers (Except Dangerous Goods); Economic, Trade, and Logistics Consultations,
Jusda Energy Technology(Zhoushan) Co.,Ltd.	Dangerous chemical business; road transport of dangerous goods; road transport of goods; port operation. Import and export of goods; import and export of technology; customs declaration business; engineering and technology research and development; information system integration services; technical services, technology development, technical consultation, technical exchange, technology transfer, technology promotion; chemical product sales (excluding licensing chemical products); loading, unloading and handling; general cargo warehousing services (excluding hazardous chemicals and other items that require licensing and approval); non-vessel shipping business; international freight forwarding agency; domestic freight forwarding agency; port tally; transportation cargo packaging services; business Agency services; social and economic consulting services; information consulting services (excluding licensing information consulting services); machinery and equipment leasing; container leasing services; packaging services; metal products repair.
Jusda Supply Chain Management International Co., Ltd.	Freight Forwarding and Warehousing Services related to Domestic Transportation; Customs Declaration and Inspection Agency; International Freight Forwarding Agents for Importing / Transporting Goods by Land, Sea and Air; General Logistics, Freight Yard Operations (Warehousing Services; Except Hazardous Chemicals); Transportation (Container) Transportation of Large Objects; NVOCC; Economic and Trade Consultation; Maintenance Of Electronic Products, Communication Products and Parts; Electronic Components, Electronic Products, Digital Products, Computer Hardware and Software and Supporting Equipment, Network Equipment, Communication Equipment ( Excluding Radio and Television Transmission Equipment and Terrestrial Satellite Receiving Equipment), Household Appliances, Electronic Equipment and Components, Precision Molds, Agricultural and Livestock Products, Clothing, Shoes and Hats, Building Materials, Hardware, Automobiles, Motorcycles and Parts, Wholesale of Arts and Crafts (Except Ivory and Its Products, and Cultural Relics); Investment Management and Investment Consulting; Import / Export of Goods and Technology.

Company name	Business Scope
Triple Win Precision Electronics (Jin Cheng) Co., Ltd.	Research and Development, Production and Sales of Electronic Products; Import / Export of Goods and Technology.
Jincheng Foxconn intelligent manufacturing institute Co., Ltd.	Human Resources Services; Elementary and Intermediate Vocational Training for Mechanical Manufacturing Basic Processing Personnel; Mechanical Equipment Development Sales; Molds Manufacturing; organization of cultural and art exchange activities (excluding performances, chess and card rooms); Organizing exhibitions; Intelligent manufacturing technology consulting services; educational information consulting services.
Jincheng Futaihua Precision Electronic Co., Ltd.	Development, Production, Sales and Related Technical Services of Mobile Communication Terminal Equipment and Parts, Digital Audio and Video Decoding Equipment and Parts, Mechanical Automation Equipment and Parts, Electronic Components and Molds; Development, Production, Wholesale, and Maintenance of Multifunctional Industrial Robots; Import / Export of Goods.
Jinchen Hongren Technology Co. Ltd	Pneumatic Components related Products, Metallurgy Powder Products, Cutting Tools Design, Production, Sales And Supporting Services; Metal Surface Treatment Technology Services; Import and Export Operations; Manufacturing of other non-metallic mineral products; Software Development; Internet blockchain technology research and development Services; cloud data processing; computer network system engineering services; computer and communications equipment leasing; technology development in the field of Electronic Products, Technology Transfer, Technology Consulting, technical services; computer software and hardware and accessories, electronics products, communications equipment and accessories sales.
Jincheng Hongzhi Nano optical-mechanical-electrical institute Co., Ltd.	Technology R&D, Technology Consulting, Technology Promotion, Technology Transfer, technical services; Import / Export of Goods and Technology; Intelligent consumer equipment manufacturing; Software Development; Integrated Circuit Design; Information system integration and Internet-of-Thingstechnical services; Big data and Internet-of-Things software and hardware products, Robots, intelligent equipment and intelligent systems, automotive electrical signal equipment, Servers and supporting software and hardware product development, Development; Electronic Technical Consulting Services; electronic equipment installation; electronic engineering and intelligence Design, installation and maintenance of system engineering; research and development of metal materials and powders, Production; research and development of glass, ceramic materials and products, Production; Electronic Products, devices and components, Home Appliances, electric beauty equipment, electric skin care equipment, electric Massage equipment, electric health equipment Development, Sales; Class I Medical Equipment Development.
Jincheng HongShuo intelligent technology Co., Ltd.	R&D, design, production and sales of construction machinery equipment, mining equipment and accessories and related technical services, technical consulting and technology transfer; import and export of goods, import and export of technology.
Taibangjie Supply Chain Management(Shen Zhen) Limited	Supply chain management services; supply chain information system services; economic information consulting; agency customs declaration services. Domestic freight forwarding; import and export of goods and technologies (excluding distribution and state-owned exclusive control commodities); wholesale of cosmetics and Class I medical devices; import and export and related supporting businesses; domestic containerized cargo transportation agency; prepackaged food (excluding complex Wholesale of hot prepackaged food); warehousing services; general freight; wholesale of dairy products; road freight transport
Infocus precision industry(shenzhen) Co., Ltd.	Production and Operation of Computers, E-Book Browsers, Digital Photo Frames, Fixed Telephones, Cordless Telephones, Mobile Phones, Microcomputers, Portable Automatic Data Processing Equipment, Multimedia Signal Converters, Video Conversion Routers, Smart Watches, Digital Audio and Video Systems (Excluding TV Sets and National Restricted Products), Portable Personal Information Assistance System. Wholesale, Import, Export and Related Supporting Business of Similar Products. Software Technology Development and Information Technology Promotion Services.

Company name	Business Scope
SHUNSIN TECHNOLOGY (ZHONG SHAN) LIMITED	DevelopmentOperationNew Electronic Components;CSP, MCM and Other Advanced Packaging / Testing; New Energy Power Generation Equipment or Related Key Equipment Manufacturing (Photovoltaic Power Generation); Luminous Efficiency 140lm/W Or Higher Brightness LED, Luminous Efficiency 140lm / W or above and Power 200mw or above White LED Manufacturing; Optical Communication Measuring Instrument, 40Gb/ S or above Optical Transceiver Manufacturing; Digital Audio and Video Decoding Equipment, Digital Cable Television System Equipment; Integrated Circuit; Metal Oxide Semiconductor Integrated Circuit Thinning, Cutting, Coil Packaing, Thinning And Cutting; Integrated Circuit Testing; Metal Oxide Semiconductor Integrated Circuit Testing; Electronic Component Testing; Vacuum Coating; Surge Suppressor Module; Thermal Module; Modem; Projector; Speed 40Gb/S or below Optical Transceiver Manufacturing; Light-Emitting Diode; White Light-Emitting Tube Manufacturing; Smart Labelling; Smart Keys; Fingerprint Modules; Automotive Electronic Device Manufacturing and Development (Vehicle) [Electronic Technology (Automotive Information Systems and Navigation Systems), Electronic Control System Inputs (Sensors and Sampling Systems) Output (Actuator) Components, Embedded Electronic Integrated Systems, Embedded Electronic Instrument Clusters, Tire Pressure Monitoring Systems (TPMS)]; Motors, Pendulum, Electronic Parts; Electronic Manufacturing Equipment, Equipment Parts, Raw Materials of Self-produced Products, Mechanical Equipment, Mechanical and Electrical Equipment, Packaging Materials, Electronic Products and Software, Communication Products and Software, Paper Products (Excluding Books and Periodicals), Rubber And Plastic Products, Metal Products, Hardware and Electric Material, Ceramic Products, Office Equipment and Parts, Car Parts (Excluding Engines), Wholesale of Wires and Cables, Import / Export Agency (Excluding Auction) Operations. Mechanical Equipment Rental.. Sales: Daily Goods,First-Class Medical Equipment;Medical EquipmentDevelopment; Class II and III Medical Equipment; Mechanical Equipment assembly and sales; R&D and Technical Consulting Services, After-sales Repair Services.
ShunYun Technology Holdings (Hong Kong) Limited	Unrestricted, but in accordance to local laws and regulations as prerequisite
SHUNYUN TECHNOLOGY (ZHONGSHAN) LIMITED	Electronic special materials R&D; optoelectronic device manufacturing; optoelectronic device sales; optical Communication Equipment manufacturing; optical Communication Equipment Sales; electronic special materials Sales; Mechanical Equipment Leasing;; paper products Sales; special Ceramics Sales; auto parts wholesale; wire and cable Operation; hardware productswholesale;Rubber Products Sales;plastic products Sales; Sheet Metal Products Sales;Software Sales;electronic components manufacturing; Electronic Products Sales;electronic components and electromechanical component equipment manufacturing;Integrated Circuit manufacturing;Integrated Circuit Sales; Electronic-specific Equipment manufacturing; Mechanical Equipment Sales; information technology consulting services; Electronic Productstechnical services.Technology development, technology transfer, technology promotion, technical consultation,,Import / Export Businesses of Goods And Technology.
Talentek Microelectronics (He fei) Limited	Electronic Technology and Software Technology Development, Technical Consulting, Technical Services, Technology Transfer; Electronic Products, Integrated Circuit Production and Sales; Electrical Equipment, Communication Equipment, Automation Equipment Design, Research and Development, Testing, Sales; Commissioned and Commissioning of Semiconductor Integrated Circuit Products; Self-operated and Agency for Import / Export of Various Products and Technologies.

Company name	Business Scope
CircuTech Technology Service (ShenZhen) CO.LTD.	Computer software development; computers, servers, game consoles, optoelectronic equipment, data and language switches, routers, communication and network related card boards, mobile phones, LCD monitors, LCD TVs, automotive electronics, related electronic communication products and their components and Inspection, maintenance, simple processing and after-sales service of accessory packages; international trade and domestic trade in the bonded area; import and export of goods and technology. Sales of electronic products and electrical appliances; recycling, sales and leasing of used flashlight products, electrical appliances and mobile phones. Development and maintenance of cameras, binoculars, Projectors, various types of Electronic Laser Manufacturing Machines, video cameras, digital TVs, flat-panel Monitors, multimedia players and related electronic components; Warehousing and Storage services.
MIH Consortium	MIH Consortium is creating an open EV ecosystem that promotes collaboration in the mobility industry. Our mission is to realize key technologies, develop reference designs and standards, while we bridge the gap for alliance members resulting in a lower barrier to entry, accelerated innovation, and shorter development cycles. Our goal is to bring together strategic partners to create innovative solutions for the next generation of EV, autonomous driving, and mobility service applications.
Ambit Microsystems (JiaShan) Ltd.	Sales(Including Online Sales): Daily Goods Sales, Computer Hardware and Software and related Accessories, Digital Electronic Products,hardware and electrical equipment, Handicrafts, Electrical Machinery and Materials,decorative materials,plastic products, auto parts,Communication Equipment,Communication Equipment, Instruments, labor protection supplies, Sales of office supplies, Cleaning Supplies, Cleaning Goods, Water-based Coatings, Adhesive Products, Power Tools; Sales: Chemical raw materials and products; Sales: Food, Alcohol, Cigarettes, Cigars, Class II and III Medical Equipment; Import / Export Business engaged in cargo technology; Design, release, and agent various advertisements.
AMBIT MICROSYSTEMS CORP.	Computing Equipments Installation Construction.,Wholesale of Computing and Business Machinery Equipment. Wholesale of Telecom Instruments. Wholesale of Computer Software. Wholesale of Electronic Materials,Retail sale of Computing and Business Machinery Equipment. ,Retail Sale of Telecom Instruments. Retail Sale of Computer Software. Retail Sale of Electronic Materials. Retail sale of Others, Retail Business Without Shopfront. Other Consultancy, International Trade, Telecommunications Number Agencies, Cargoes Packaging, Other Industry and Commerce Services Not Elsewhere Classified. Warehousing and Storage.
JiZhun Precision Industrial (HuiZhou) Co., Ltd.	Design, Development, Production of Metal Products / Non-Metal Products Molds, Hardware Tools (Excluding Electroplating),Computer Digital Signal Processing Systems and Boards,Digital Audio / Video Decoding Equipment,Third-Generation and Subsequent Generations Mobile Phone / Base Station / Core Network Equipment and Network Detection Equipment,Satellite Navigation and Positioning Receiver Equipments,Camera,Washing Machine,Lampshades,Various Types of Computers, Servers,Disk Memory,Routers,Wireless Communication Systems and Cards,LCD TVs,TV/Computer Integrated Machines,Digital Cameras, Photocopiers, Projectors, automobilelectronic equipment,Automation Equipment,Smart Electronic Toys, Terminal Teller Machines, Pneumatic Control Components, Hard Alloys,Single Crystal and Polycrystalline Diamond Materials, Liquid Metals,High-Speed Super-hard Tools for Precision CNC Machining, Screw Taps, Blades, High-End Combination Tools, Cutters, Handles, Single Crystal and Polycrystalline Diamond Tools, Mobile Power Supplies and Motherboards, Enclosures and Related Components of the Abovementioned Products. Sales of Self-produced Products, Provide after-sales service. Class I, II, III medical equipment research and development, development, sales and related technical services output; in vitro diagnostic reagents and related product research and development. Development, Sales and technical services output; mask materials, non-woven fabric, Development, Processing, Sales of non-woven fabrics and products; Development, Processing, Sales of non-medical masks and labor protection products; and engaged in The Import / Export of the Aforementioned,Wholesale Operations and related Supporting Services, Own Factory Lease.

Company name	Business Scope
KangZhun Electronic Technology (KunShan) Co., Ltd.	Research and Development, Production, Processing of New Electronic Components; Portable Micro-Computers; Metallic Server Casing and related Hardware; Precision Stamping Die with accuracy higher than 0.02 mm (Including 0.02 mm), Precision Cavity Molds with precision above 0.05 mm (Including 0.05 mm), Standardized Mold Parts; Plexiglass Sheets for Liquid Crystal Displays; LCD TVs and Related Parts; Industrial Control Computers, Other Microcomputers; LED Lighting Fixtures; Other Electrical Devices with Independent Functions; Liquid Crystal Displays; Wireless Navigation Devices for Motor Vehicles, Digital Sound and Video Equipment; Digital Audio And Video Decoding Equipment; Electronic Products, Computers, Communication Equipment; Computer and Consumer Electronics Verification Testing; Touch Systems (Touch Screen, Touch Components, Etc.) and Development of Parts, Computers and Computer Accessories Produced by the Company, Accessories and Related Software for the Aforementioned Products; Sales the Company's Products, Repair and After-Sales Services of the Abovementioned Products. Wholesale, Commission Agency (Excluding Auctions), Import / Export of Similar Products,
GENCONN BIOTECH CO., LTD.	Wholesale of Precision Instruments. Wholesale of Other Machinery and Equipment. International Trade. Intellectual Property. Management Consulting Services. Other Consultancy. Software Design Services. Data Processing Services. Digital Information Supply Services. Pharmaceuticals Examining Services. Biotechnology Services. Research Development Service. Other Industry and Commerce Services Not Elsewhere Classified. Book Publishers. Wholesale of Drugs, Medical Goods. Retail sale of Medical Equipments. Rental and Leasing Business.
CONING TECHNOLOGY LIMITED COMPANY	Precision Chemical Materials Manufacturing. Pesticides Manufacturing. Precision Instruments Manufacturing. Medical Materials and Equipment Manufacturing. Wholesale of Drugs, Medical Goods. International Trade. Warehousing and Storage. Real Estate Commerce. Real Estate Rental and Leasing. Management Consulting Services. Software Design Services. Data Processing Services. Digital Information Supply Services. Pharmaceuticals Examining Services. Harmless Checking Services. Biotechnology Services. Cargoes Packaging. Rental and Leasing Business.
HEALTHCONN CORP.	Unrestricted, but in accordance to local laws and regulations as prerequisite
GLOBAL IT SERVICES CO. LTD.	Other Consultancy. ,Software Design Services. ,Data Processing Services. ,Digital Information Supply Services. ,Retail sale of Computing and Business Machinery Equipment. .
JieDaShi Software (ShenZhen) Co., Ltd.	Technical development, technical consultation, and technical services of software and monitoring systems; engaged in the wholesale, commission agency (except for auction), import and export, and related supporting services of the above-mentioned products, communication products, network products and peripheral products.
HuaiAn MingYang Real Estate Development Co., Ltd.	Development and sale of commercial housing, business center, residential, leisure, vacation, training facilities; provide corresponding property management and supporting services.
HuaiAn FuLiTong Trading Co., Ltd.	Wholesale of the Following and their related Parts: Computer and Computer Peripherals, Communication Products, Network Products (Electronic Products), Home Appliances and Related Components; The Import / Export of the Following and their Supporting Services: Building Materials, Electromechanical Equipment, Electronic Components, Electronic-Specific Materials, Packaging Materials, Hardware Products, Plastic Products, Labor Insurance Products, Office Supplies, Printed Materials; Production and Sales of Computers and Peripherals, Servers, Network Communication Equipment, Audio and Video Equipment, Automotive Electrical Systems, New Electronic Components such as Cable Components; Production and Sales of Electromechanical Equipments and Wholesale of Related Components.
HUIAN FuYang Soleros Technology Co., Ltd.	Technical service; technical development; technical consultation; technical exchange; technology transfer; technology promotion; operation and management of solar photovoltaic power generation systems; solar Photovoltaic Power Generation; solar power generation technology service; electronic special material research and development; procurement agency service; import and export agency; technology import and export; technology promotion service ; technology promotion and application services.

Company name	Business Scope
Shenzhen Yuchai Logistics Co., Ltd.	General freight; domestic freight forwarding; international freight forwarding; supply chain pipeline design, logistics information consulting (excluding talent intermediary services, securities and other restricted items); engaged in the import and export of goods and technologies.
SHENZHEN HOCHICHUANG TECHNOLOGY CO., LTD.	Design and Development of Multimedia Digital Software and Hardware; Database Management, Big Data Analysis; Computer Network Technology Development; Computer Software and Hardware, Integrated Circuits, Medical Machinery and Equipment, Health Equipment, Smart System Technology Development, Technical Consultation, Technology Transfer and Technical Services; Computer Programming and Design; Business Management Consulting; Business Information Consulting; Daily Goods, Household Appliances, Electronic Products, Mechanical Equipment, Computer Hardware and Software and Supporting Equipment, Communication Equipment, Sports Fitness Products, Mold Fixtures, Wholesale and Retail of Multi-Function Machines, Earphones Related Products and Parts; Installation and Maintenance Services for Electrical Appliances, Digital Electronic Products, Computer Hardware and Software, Network Communication Equipment; Industrial Design, Multimedia Design; Self-owned Equipment Rental; Online Trading; Domestic Trade (Excluding Licensing, Exclusives, Special Controls); Import / Export Operations. Human Resources Services.
Shenzhen eLux Display Co., Ltd.	Development of LED Miniaturization and Matrix Technology; Sales of LED Products.
Shenzhen Topone Logistics Co., Ltd.	Domestic freight forwarding, own car rental (excluding car rental with operator), international transportation agency. General freight.
Shenzhen KCT Technology Co., Ltd.	Enterprise Management Consulting; Investment in Industrial Development; Sales of Civil and Building Materials; Sales of Mechanical and Electrical Equipment; Domestic Trade.
Jin Ji Tiger Investment Holding Co., Ltd.	Unrestricted, but in accordance to local laws and regulations as prerequisite
QIANHAIJUSDA SUPPLY CHAIN MANAGEMENT LIMITED	Supply Chain Management and Related Supporting Services; Business Information Consultation; Import / Export Of Goods and Technology; Domestic and Foreign Trade; Management of E-Commerce; Domestic and International Freight Forwarding, Customs Declaration and Inspection Agency; Handling of Freight; Logistics Information Technology and Logistics Software Development and Design and Consulting; Wholesale and Retail Class I Medical Equipment and Supplies, Cosmetics, Dairy Products (Including Infant Formula) R&D of logistic equipments, Sales, technical services. Warehousing Services; General Freight; Domestic Express Courier; Pre- Packaged Food.
Shenzhen Zhunxuntong technology Co., Ltd.	Technical Development and Technical Consultation of Computer Software / Hardware; Technical Development and Technical Consultation of Information Systems; Enterprise Management Consulting; Logistics Information Consultation; Customs Declaration Operations, Agency for Inspection Operations, E- Commerce, Supply Chain Management, Domestic Trade, Logistics Design; Domestic Freight Forwarding, International Freight Forwarding; Import / Export of Goods and Technology.
Shenzhen Foxconn Advanced Manufacturing Capacity Training University	Computer and Network Technology Training, Industrial Technology Training, Management Training; In-Plant Motor Vehicle Driving (Forklift, Golf Cart, Stacker), Crane (Crane, Elevator) Training, Assistant Human Resource Manager (Level 3), Human Resource Manager (Level 2).
ShenZhen Fuhongxun Technology Co., Ltd.	Research and Development and Sales of Mobile Phones, Mobile Communication Terminal Products and Accessories; Import Operations, Research and Development of Computer Hardware and Software and Network Equipment, On-Site Installation and Maintenance of Computer Network Equipment, Computer System Integration, Computer Products, Network Products and Sales of Computer related Digital Products; Business Management Consulting, Corporate Image Design; Domestic Trade; Import / Export of Goods and Technology.

Company name	Business Scope
SHENZHEN FORTUNE FINTECH CO., LTD	Internet, Big Data Platform, Internet Of Things, Intelligent Network Modernization Technology Services; New Media Technology Research and Development; System Integration; Consulting, Service and Transfer of: Communication Equipment, Computer, Network Information Specific Technology Development; Credit Risk Management Platform Technology Development; Cloud Platform Technical Services; Investment Consulting, Business Information Consulting, Market Information Consulting; Database Services; Electronic Settlement System Technology Development; Electronic Tags, Cloud Software Technology Services; Supply Chain Management; E-Commerce; Machinery and Equipment Leasing, Car Leasing (Excluding Financial Leasing); Advertising Operations; Domestic Trade; Sales of Daily Goods, Home Appliances, 3C Products, Electronic Parts, Materials; Import and Export Operations; International Routes, Hong Kong, Macau and Taiwan Route Air Passenger Transportation Agency Business and related Services; Agency Services Domestic Routes (Excluding the Aforementioned routes); Labor Service; Conference Service. Electronic Certification; Telecom Value-added Services; Warehousing
ShenZhen FerTile Plan international Logistics Co., Ltd.	International Freight Forwarding Agent for Land, Sea and Air Transportation; Economic Information Consultation; Customs Declaration and Inspection Agency; Domestic Trade; Import / Export of Goods and Technology; E-Commerce; Research and Development, Design and Consultation of Logistics Information Technology and Logistics Software; Cosmetics, Class I Medical Equipment and Retail and Wholesale of related Supplies, Import / Export of Goods. Warehousing Services; General Freight; Domestic Express Courier; Retail and Wholesale of Prepackaged Foods, Dairy Products. Category II of value-added telecommunications services.
Shen Zhen Fu Neng new energy technology Co., Ltd.	Sales of Electricity, Property Management; Contract Energy Management, Energy Conservation Assessment, Energy-saving Transformation; Energy-saving Products, New Energy Products, Energy-saving Software, Solar Products, Wholesale and Development of LED Products; Lighting Systems, Electricity Distribution Systems, Motor Drive Systems, Heating Technical Development and Technical Consultation of Refrigeration System, Heat Recovery System, Energy-saving System, Photovoltaic Building Integrated System, Solar Photovoltaic Power Generation System; Import / Export of Goods and Technology; Installation, Maintenance, Cleaning of Central Air-Conditioning System, Total Consolidation of EPC Project regarding Photovoltaic Power Station (Excluding Nuclear Power Plant, Coal-Fired Condensing Thermal Power Station, Coal-condensed Dual-purpose Cogeneration, Power Station and Power Grid Construction / Operation), Energy-saving Training and Energy-saving Project Technical Consultation, Carbon Asset Management Consulting and Carbon Trading Services, Energy Management System and Proofing Consulting Services. Pure Electric Vehicles, Energy Storage Units, Solar Cells and Parts, Charging Stations, Charging Cabinets, Smart-controlled Electronic Products Research and Development, Wholesale, Technical Consulting, Import / Export and Related Supporting Operations, Transfer of Proprietary Research and Technical Achievements, After-sales Service for the Abovementioned Products; Operation and Maintenance of Electric Vehicle Charging Facilities. Water-saving materials, contracted water-saving management, water-saving management and technical services, water balance testing. Trusteeship and maintenance of energy stations. Services: Building mechanical and electrical facilities operation and maintenance management services. Production and Management of Organic Fertilizers, Environmentally Friendly Feed.

Company name	Business Scope
ShenZhen Fulianwang Internet OfThings Intelligent Home Furnishing Co., Ltd	Home Appliances, Mechanical Equipment, Electronic Components, Hardware, Electricity, Electronic Products, Office Equipment, Communication Products, Stationery (Excluding Publications), Photographic Equipment, Computers and Software and Supporting Equipment, Sporting Goods, Communication Equipment, Vehicles Equipment, Smart Home Products, Smart Electronic Devices, Wholesale and Retail of Class I Medical Devices; On-site Installation and Repair of Home Appliances; Software Development and Design; Development of Internet-of-Things Technology; Computer Network Technology Development; Computer System Integration; Engineering Design and Construction of Home Decoration; Advertising; Online Game Development; Network Technology Consulting, Technology Development; Cultural Event Planning, E-Commerce (Not Engaged in Value-added Telecommunications, Financial Services); Electronic Products, Photography Equipment, Computer Software and Supporting Equipment, Home Appliances Sales and On-Site Installation, Home Repair; Basic Software Technology Development, Technical Consultation; Cosmetics and Hygiene Products, Sporting Goods, Department Stores, Stamps, Textiles, Clothing, Daily Goods, Furniture, Gold and Silver Jewelry, Decorative Materials, Craft Gifts (Excluding Ivory and Its Products), Watches and Clocks, Toys, Automobile and Motorcycle Accessories, Robots, Instruments, Sanitary Ware, Ceramics, Rubber and Plastic Products, Sales of Smart Cards; Photography Services, Conference Planning; Economic Information Consultation, Education Information Consultation ( Excluding: Study Abroad and Intermediary Agency Services); Enterprise Management Consulting; Train Tickets Agency; Car Rental (Excluding Passenger Cars that seat more than 9); Property Management; Import / Export of Goods and Technology; Self-owned House Leasing. Technical Research and Development and Consultation in the field of Electronic Technology, Research and Development and Sales of Electronic Components, Digital Products, Electronic Whiteboards, Import / Export of Goods and Technology. Technology Development and Technical Consultation of Computers, Smart Devices, Multimedia Technology Products; Sales of Computer Hardware and Software, Audio-visual Equipment, Electronic Products and Components, Imaging System Equipment and Accessories, Smart Products, Multimedia Products, Computer Technology Products, On-Site Installation. Information technology, Computer Hardware / Software technology, electronic technology, technology development in the field of network system technology, Technology Consulting, technical services, information system integration services, artificial intelligence application technology development, technical services, Technology Consulting; information consulting; health care , Licensed Operation items are: Tourist Information Consulting; Warehousing Services; Wholesale and Retail of Class II and III Medical Devices; Production of Electronic Products, Photographic Equipment, Computer Software and Supporting Equipment, Home Appliances; Vocational Skills Training..Internet information services. Human Resources Services, human resources agency services; labor dispatch; Pre-Packaged Food, wine sales, wine wholesale, edible oil, dried fruits, nuts, meat cooked food products, eggs and egg products, flour, rice and noodle products, dairy products (not including Infant milk powder), baked food, soy products, confectionery, instant food, canned food, cooking ingredients, pickled products, alcoholic beverages, non-alcoholic beverages, dishes (excluding tea beverages), coffee, cocoa, health care products, fresh fruits, Infant Food, Edible Agricultural Products, Sales of Prepackaged Rice. Fertilizers, Sales of Pesticides.
Shenzhen Fu Rong Inclusive Finance Co., Ltd.	Specialize in Microfinance Business and is Approved by Relevant Departments to Conduct Internet Microfinance Operations (No Public Deposits may be Absorbed).
Shenzhen Fu Lian Ling Yun Guang Technology Co., Ltd	Industrial automation, machine vision systems and equipment, sensor technology development, technology transfer, technical consulting, technical services, and sales. Industrial automation engineering technology R&D and design; industrial Internet software and hardware development and design; e-commerce business; domestic trade; business information consulting; technology development, production, and sales of automation equipment, industrial robots, and automation components; electronic certification services; Internet Information service business.



Company name	Business Scope
ShenZhen FuHongJie Technology Service Co., Ltd.	Inspection, Maintenance, Simple Processing and After-Sales Service of: Computers, Servers, Game Consoles, Optoelectronic Devices, Data and Language Translators, Routers, Communication and Network Related Cards, Mobile Phones, LCD Monitors, LCD TVs, Automotive Electronics, Related Electronic Communication Products (and Components and Accessories); International Trade in the Bonded Area; Production and Maintenance of Various Types of Cameras, Telescopes; Projectors, Various Types of Electronic Laser Manufacturing Machines; Cameras, Digital TVs, Flat Panel Displays, Multimedia Players and Related Electronic Components; Warehousing.
Shenzhen Dengmao Science And Technology Company	Electromechanical Equipment and Parts, Industrial Automation Assembly Lines, Automated Conveyor Logistics Equipment, Automated Testing and Testing Equipment, Non-Standard Machines, Fixtures, Electronic Equipment, Module Technology Development, On-site Repair and Sales; Domestic Trade; Import and Export Operations.
Shenzhen Hyper Power Information Technology Co., Ltd.	Factory Equipment System, Factory Operation Control System, Computer Software and Hardware, Information Management System, Internet-of-Things, Integrated Circuit, Electronic Product Technology Development, Technology Consulting, Technology Transfer and technical services; Business Management Consulting, Corporate Information Consulting, Business Information Consulting; Wholesale and Retail of Electronic Products and Parts; E-Commerce; Domestic Trade (Excluding Franchise, Exclusives, Special Control); Import and Export Operations; Multimedia Computers and Servers, Data Communication Multimedia System, Commercial / Home Display, Photocopiers, Plastic, Wire, Hardware Products Operation; Digital Audio and Video Systems, Navigation System Sales and Services; Software Design, Development and Service; Sales and Maintenance of Commercial Electrical Appliances, Computer Hardware and Software, Communication Equipment, Daily Goods, Office Equipment, Digital Electronic Products, Precision Instruments and Equipment; Education and Medical Product Solutions, Video Systems, Smart Office Solutions; Self-owned Equipment Rental; Multi-Functional Machine Rental Services; Information Media Services. Cable Installation; Automatic Control Equipment Installation; Lighting Equipment Installation; Instrument and Instrument Installation; Computer Equipment Installation; Electronic Installations..
SMART SHELL office (Shenzhen) co., ltd	Intelligent office solution Design, construction and consulting; video editing; intelligent education program Design, construction and consulting; undertaking calculator system integration engineering, network engineering; Electronic Products equipment (excluding electronic publications) and accessories, household and commercial electrical appliances, computer software Hardware, communications equipment, Daily Goods Sales, intelligent office systems and integrated corresponding equipment, multi-function printers, sales of speakers and technical services of the above-mentioned related products; Home Appliances, Digital Electronic Products, computer software and hardware, network Communication Equipment Installation and maintenance of products; education and medical product solutions; provision of video system solutions and sales and installation and commissioning of corresponding products, technical services; Domestic Trade (Excluding Franchise, Exclusives, Special Control products); Import and Export Operations.
Shen Zhen Hong Zhao Da Technology Services Co., Ltd.	Smart home, smart 3C, Smart Watches and parts, technology development of handheld equipment, calculators, Servers, Tablets, LCD Monitors, LCD Monitors, Optoelectronic Devices, Data and Language Translators, Routers, Automotive Electronics and Related Communication Products, Mobile Phones, Technical development of Projectors and Components, technical services and Sales; Sales of plastic products ; Import and Export Operations; Corporate Information Consulting; Operation E-Commerce Warehousing and Storage services; Calculators, Servers, Tablets, LCD Monitors, LCD Monitors, Optoelectronic Devices, Data and Language Translators, Inspection and maintenance of Routers, Automotive Electronics and Related Communication Products, Mobile Phones, Projectors and Components.

Company name	Business Scope
Hongfei Precision Technology (shenzhen Co., Ltd.	Development Operation Photography Cameras and Accessories, Multimedia Recording Equipment and Accessories, Multimedia Players and Parts; Engaged in R&D of the above products and Electronic Products, Mechanical Equipment, wholesale, retail, Import / Export and Related Supporting Businesses; Electronic Products, Mechanical Equipment Lease; import and export of goods and technology; lease of own property. Photography Cameras and Accessories, Multimedia Recording and Player and its Accessories, Digital Audio and Video Systems R&D, Development, Sales.
Yantian Jusda Supply Chain Management Co., Ltd.	Supply Chain Management and Related Supporting Services; Corporate Information Consulting; Import / Exports of Goods and Technology; Domestic / International Freight Forwarding; Customs Declaration and Inspection Agency; Handling and Unloading; Warehousing Services; Logistics Information Technology and Logistics Software Research and Development, Design, Consulting; a type of medical supplies and equipment, cosmetics imported Wholesale and Retail. Freight (none of which does not contain dangerous goods); Domestic Express Couriers; Pre-Packaged Food, dairy products (Including Infant Formula) imported Wholesale and Retail.
Leapsy Inc.	Research and development of smart wearable devices and micro electronic equipment and sales, multimedia technology and augmented display (AR) and virtual reality digital technology development, computer software technology development; virtual reality and augmented reality application development, virtual reality simulation software Design and technology research and development; Computer Software hardware research and development, system integration, technology development, Technology Transfer, Technology Consulting, technical services and Sales; electronic equipment, communications equipment research and development, sales; information system integration; multimedia information system technology development; network Engineering Design and on-site installation; Human-computer interaction products, Internet-of-Things product development; Online 3D display Design and technology development; Exhibition Design; Graphic Design; Game software, educational software, virtual reality system, network Graphic visualization application, image technology development, film and television design, fire-fighting equipment and security inspection equipment Sales, Import/Export related supporting business. Computer software and hardware, electronic equipment, communications equipment Manufacturing; Class I and Class II Medical Equipment Sales.
SHENZHEN HEALTHCONN HEALTH TECHNOLOGY CORP.	Electronic Products, Computer Software And Hardware, Daily Provisions, Sporting Goods, Machinery And Equipment (Excluding Special Equipment), Clothing, Cosmetics Wholesale, Import And Export, Commission Agency (Excluding Auction) and Related Supporting Business (Goods does not involve the state-run trade management, involving quota, license management, and other special provisions in accordance with relevant state regulations apply); Enterprise Management Consulting; Health Management Consultation (Excluding medical behavior); Planning of Cultural Activities; Computer System Design and Technical Consultation; Business Information Consultation. Licensed Operating Project: Pre - Packaged Food, Health Food Wholesale

Company name	Business Scope
ShenZhen FuTaiHong Precision Industrial Co., Ltd	<p>Manufacturing of intelligent drone; production and operation of smart home products and their accessories, smart wearables and their accessories, and engaged in the research and development, wholesale, import and export and related supporting businesses of the above products. Engaged in the production and sales of new electronic components, mobile communication systems, mobile phones, base stations, switching equipment and digital trunking system equipment, electronic special equipment, testing instruments, tooling and molds, digital audio and video systems, and the manufacture of spare parts for the above products. products and after-sales service. Engaged in the development and production of digital cameras and key components, non-quota license management, acquisition and export of non-specialized commodities. Import and export, wholesale business and related supporting business of similar commodities of the above products; engaged in the research and development, production and operation of routers, portable media players, GPS navigators, monitoring equipment, video recording devices and their accessories. Production and operation of various types of plastic hardware products, various types of speakers and their spare parts. Production and operation of portable automatic data processing equipment, portable e-book browsers, remote controls, speakers, peripheral equipment and spare parts for the above products. Engaged in mobile phone repair business (only operated by Guanlan branch). Production of smart watches, smart helmets, smart robots, smart pens. Production of air purifiers, robots, projectors, Bluetooth speakers (only operated by the Guanlan branch). Research and development, production and operation of household appliances and their spare parts, intelligent vehicle electronic products, and Internet of Vehicles terminal equipment. All of the above business scopes do not include projects that are subject to special access management measures stipulated by the state, such as navigation electronic map compilation, publishing business, satellite TV broadcasting ground receiving facilities and key components. Class III medical device production.</p>
Shenzhen FuLian Fugui Precision Industry Co., LTD	<p>Servers,Memory,Network Switches,Routers,IP PHONES,Video Equipment,Data Terminal Equipment, modems, Wireless Terminal Equipment,Automation Equipment,Data Switches,Network Controllers,Wireless Communication Equipment,Cable Communication Equipment,Communication Network Equipment,Multimedia Playback Equipment,GPS NAVIGATOR,Micro-Computer,Optical Communication Equipment,Optical Connectors,Circuit Board,Machine Cabinets,Chassis,Mainframe,Automation Fixtures,Hardwareplastic products,Testing and Treatment Products,Security Products and Parts,Data Lines,Electronic Products and Parts,Computer Peripherals, Speakers and Parts,Multidimensional Stereo Glasses,Gaming Consoles and Parts R&amp;D, Sales and Corporate Information Consulting;Data Communication Multimedia Systems development. Industrial Internet Software Development;Hardware Development; Technical Services and Consulting;Enterprise Information Automation Solutions, Consulting and Training Services.Packaging Business,Warehousing Services.Servers,Memory,Network Switches,Routers,IP PHONES,Video Equipment,Data Terminal Equipment, modems, Wireless Terminal Equipment,Automation Equipment,Data Switches,Network Controllers,Wireless Communication Equipment,Cable Communication Equipment,Communication Network Equipment,Multimedia Playback Equipment,GPS NAVIGATOR,Micro-Computer,Optical Communication Equipment,Optical Connectors,Circuit Board,Machine Cabinets,Chassis,Mainframe,Automation Fixtures,Hardwareplastic products ,Testing and Treatment Products,Security Products and Parts,Data Lines,Electronic Products and Parts,Computer Peripherals, Speakers and Parts,Multidimensional Stereo Glasses,Gaming Consoles and Parts Development.</p>

Company name	Business Scope
Shenzhen Fu Lian Intelligent Manufacturing Industry Innovation Center Co., Ltd.	R&D and Sales of High-End Equipment and Tools, Communication Products, R&D of intelligent terminal equipment, Sales; R&D of intelligent equipment and core components, Sales, maintenance and technical services; R&D of new material products, Sales, testing and technical services; intelligent manufacturing systems, smart factory product application development and solutions technical services; intelligent Design consulting; Industrial Internet Platform Technology Development and Technical Services; Incubation Services and Project Investment for Technology Companies.; import and export of goods and technology; Machinery and equipment leasing; computer and communication equipment leasing; office equipment leasing services; Dispatch: Research and Development and Sales of High-End Equipment and Tools, Communication Products, Intelligent terminal equipment, intelligent equipment and development of core components.
FuGion Material Technology (ShenZhen) Limited	Production and Operation of Potassium Cyanide; Research and Development of High-Tech Chemicals for Electronic use, Special Materials for Semiconductor Components, and Non-Ferrous Metal Composite Materials.
Shenzhen Zhanggongzhi	Engaged in advertising business, marketing planning, cultural activity planning, corporate image planning; website and mobile software application design and development; web design, website and user data analysis; domestic trade, import and export of goods and technologies; machinery equipment and components, molds Sales of processing components, metal processing components, automated robots and components, LED lighting equipment, metal materials, plastic materials, chemical and chemical materials, oil storage pipes, oil storage tanks, electronic cigarettes, packaging materials; measuring and testing instruments, welding equipment , construction machinery and accessories, grinding and cutting tools, power tools, pneumatic and hand tools, metal products, hardware accessories research and development, design; operating e-commerce; domestic freight forwarding, international freight forwarding; industrial information technology development; conference planning; Business information consultation (excluding restricted projects). Vocational skills training; operating telecommunications business.

Company name	Business Scope
Shenzhen Foxconn Industrial Internet Consulting Co., Ltd.	<p>Provide management services, teaching equipment, teaching materials, cultural and educational supplies for the production and education integration training base; education information consulting services; business management consulting; industrial Internet software technology development and home maintenance; organization and planning of cultural and art exchange activities; outdoor Planning for expansion activities; corporate image design; engaging in advertising business; education and training(Excluding scientific training); import and export business. Equipment Sales and Technology Consulting; cultural and artistic exchange event planning; exhibition planning; technology product development; technology experience hall operation, management consulting; venue construction; information system integration services; calculator technology development, transfer , Consulting, services; calculator software development and Sales; Domestic Trade.Internet information services companies; non-medical masks and other labor protection products, Development and Sales; medical protective masks, Development and Sales; Class I, II Class, three types of medical equipment research and development, development and sales, medical equipment raw materials, equipment trade and related technical services output; in vitro diagnostic reagents and related product research and development, development, sales; technology consulting, technical services; gifts, souvenirs, exhibits, Non-calibrated products DesignProduction and Sales; precision tools and related and Parts, Instruments and equipment, high-end precision equipment and and Parts technology development, Development and Sales; industrial Internet platform and calculator technology development, Computer Hardware / Software and auxiliary equipment development And Sales; computer network and application engineering construction; artificial intelligence application software development; artificial intelligence general and industry application system development; intelligent manufacturing system development and solution technical services; intelligent control system integration; intelligent design consulting and Transformation; 5G Communication Products, 5G smart terminal equipment R&amp;D, Development and Sales; Information system Software Development, technical services; Internet-of-Things technology development and Sales; Technical development and solutions in the field of communication technology; Incubation Services and Project Investment for Technology Companies..</p>
Fu Lian Shenzhen	<p>Industrial Internet data services; software development; technical services, technology development, technical consultation, technical exchange, technology transfer, technology promotion; Internet of Things technology research and development; computer software, hardware and peripheral equipment manufacturing; computer software, hardware and auxiliary equipment retail; cloud Computing equipment technical services; information system integration services; Internet equipment manufacturing; Internet equipment sales; cloud computing equipment manufacturing; cloud computing equipment sales; 5G communication technology services; information consulting services (excluding licensing information consulting services); network equipment manufacturing ; Network equipment sales; Industrial engineering design services; Industrial control computer and system manufacturing; Industrial control computer and system sales; Artificial intelligence application software development; Intelligent control system integration; Communication equipment manufacturing; Communication equipment sales; Mechanical equipment research and development; Intelligent robots 's research and development.</p>
SHENZHEN JINGJIANG YUNCHUANG TECHNOLOGY CO., LTD	<p>Liquid Metals development, Design and Sales; high-end precision equipment and parts technology development; Industrial Internet technology research and development, big data application technology development, artificial intelligence product technology research and development and Sales; precision intelligent manufacturing Technology Consulting and related labor export; Domestic Trade; import and export of goods and technology. High-speed super-hard Cutting Tools, fine taps, blades, single crystal and polycrystalline diamond Cutting Tools, high-end combination Cutting Tools, high-end intelligent Cutting Tools, nano-coating development, Design, Development, Testing and Sales; labor dispatch.</p>

Company name	Business Scope
Shenzhen Jingji Precision Machinery Trade Co., Ltd	Domestic Trade, import and export of goods and technology; Mechanical Equipment and components, Molds Processing components, Metal Processing components, Automation Robots and components, LED lighting equipment, metal materials, plastic materials, chemical chemical materials, Sales of Packaging Materials ;Computer Software's technology development and Sales; Mechanical Equipment leasing, door-to-door maintenance; Agent declaration, agent inspection; Graphic Design; Computer Design; Art Design, Packaging Design; Web Design; engaged in advertising business; exhibition planning; manufacturing industrial technology Development; Operation e-commerce; Domestic Freight Forwarding, international freight forwarding agency; corporate marketing planning, conference planning, Corporate Information Consulting, education and training information consulting. Automation Equipment, Industrial Robots, automation component technology Development, Production and Sales; non-financial Institutional payment service business; electronic certification services.
Shenzhen Hongzhi yun chuang Technology Co., Ltd	Intelligent equipment software products, New Electronic Components, industrial process automatic control systems and devices, computer software and hardware, Internet-of-Things electronic software and hardware research and development, wholesale, Technology Consulting, technical services, Import / Export and Related Supporting Businesses; Transfer self-developed technological achievements; and engage in after-sales service of the above-mentioned products.
Innovative & Intelligent Factory Accelerator (Shenzhen) Co., Ltd	Technology business incubation services; Investment services; Investment services for other venture capital companies and other institutions or individuals; Venture investment consulting services; Provide entrepreneurial management services for startups; Participate in the establishment of venture capital enterprises and venture capital management consulting institutions; Conference services; Scientific research information consulting, industrialization supporting services; Business Management Consulting; economic information consulting; market research; property leasing. Property Management.
InnoPower Beijing Technology Co., Ltd	Technology development, technical consultation, technology transfer, technology promotion, technical services; software development; application software services; basic software services; computer system services; warehousing services; equipment maintenance and leasing; sales of mechanical equipment, electrical equipment, Wujinjiadian, electronics products, communication equipment.
FORTUNE PRECISION OPTICS CO., LTD.	Management Consulting Services. Computers and Computing Peripheral Equipments Manufacturing. Wholesale of Computing and Business Machinery Equipment. Retail sale of Computing and Business Machinery Equipment. Photographic and Optical Equipment Manufacturing, Die Manufacturing. Wholesale of Precision Instruments. Retail Sale of Precision Instruments. Product Designing. International Trade.
Foxconn (KunShan) Computer Connector Co., Ltd.	Development and production for computers and computer peripheral equipment; Servers, Mobile Phones and network communications equipment; Audio-visual, film and television equipment, etc., as well as new electronic components of automobile electrical systems, optoelectronic devices, etc. New Electronic Components, Game Consoles supporting connectors ( Excluding the whole machine), instrument connectors and other New Instrument Components, fine stamping dies, precision cavity molds, Molds standard parts; cables and cable components; plastic pellets and their regeneration treatment; solar photovoltaic cell components; the following products are limited Branch Development: power adapters, communication transformers, static converters, storage batteries (batteries), testing equipment and the above-mentioned products and Parts and related software development, engaged in metal and plastic products, Packaging Materials, electronic and electrical components , Detection of environmentally hazardous substances, calibration and maintenance of measuring instruments, plastic dyeing and color matching, quenching and tempering, modification, Processing, providing relevant technology, management consulting; Sales of own Products.

Company name	Business Scope
Foxconn (NanJing) Software Co., Ltd.	Computer Software product Development, Production and Sales; Digital Products development, development and Sales; planning software system and product development, research and development and overall integration planning supporting hardware Sales; computer software technology research, system introduction Consultancy Services, software foundry (On behalf of Processing), Software Testing; Computer and Communication Equipment leasing; Computer system integration, network information consulting management and digital content Design; Office equipment maintenance. We are engaged in commercial wholesale and Import / Export of similar products and computer consumable materials of our company. Business.
Foxconn Shenyang Precision industry Co., Ltd.	Development and after-sales service of LCD Monitors and related parts, automobile electronic parts, LED lights; lease of self-owned property rights workshops.
Foxconn Industrial Internet Co., Ltd.	Industrial Internet technology research and development; communication system research and development; enterprise management services; Managed commodities, apply in accordance with relevant state regulations).
Foxconn Electrical Industry Development (Kunshan) Co.,Ltd.	Development and Production of computers and computer peripheral equipment, Servers, Mobile Phones and network communications equipment, audio-visual, film and television equipment, etc., as well as connectors, cable assemblies, optoelectronic devices, etc. of automobiles electrical systems. New Electronic Components, New Instrument Components, Precision Molds and its aforementioned products and Parts, Sales of Self-produced Products.
Foxconn Precision Components (ShenZhen) Co., Ltd.	Development and Production of electronic calculator and Parts interface equipment and connectors, New Electronic Components and power electronic components, New Instrument Components and materials, Precision Molds and accessories, New Displays, electronic Game Consoles, Micro-Computer and related components. Product 100% Export. Additionally: Development and Production of DVD read-only CD-ROM drive, CD burner CD-ROM drive and related components; CD read-only CD-ROM drive, CD-recorder CD-ROM drive and related components; DVD PLAYERS, portable DVD PLAYERS finished product and related components. Provide self-produced Product after-sales service. Own property leasing.
Foxconn Precision Electronics (TaiYuan) Co., Ltd.	Development and Production of New Electronic Components, Mobile Communication Systems and Digital Clustering System Equipment and its components, Electronic Products Testing Equipment, Digital Cameras and key components, Third Generation and Subsequent Generations of Mobile Communication Systems and Mobile Phones, core network equipment and networks Testing equipment and Molds related to the above-mentioned products. Provide relevant Technology Consulting and after-sales service, and sells the company's own products to engage in the import and export business of the above-mentioned related products; Business; various Mobile Phones maintenance business; LED display development, installation, maintenance business; Mobile Phones motherboard maintenance business.
Foxconn Precision Electronics (YanTai) Co., Ltd.	Development and Production of New Electronic Components, Mobile Communication Systems, base stations, Switching Equipment and Digital Clustering System Equipment and their parts and components, Electronic Products Testing Equipment, Digital Cameras and key components and Molds related to the above products, assembling LCD TVs and Digital TV Sets, provide related Technology Consulting and after-sales service, and sells the company's own products to engage in the import and export business of the above-mentioned related products; provide contract energy management services, engage in the wholesale of New Environmentally Friendly Energy-Saving Lamps Business; Electric and Non-electric Bicycles development, Design, Development, Processing, Sales.

Company name	Business Scope
Fuyou Wande Trading Limited Company	Food Operations (Sales of Pre-Packaged Food); import and export of goods; Class II Medical Equipment Development; Food Development; Food Operation; Beverage Development; Vending Machine Sales; technical services, technology development, Technology Consulting, technical exchanges, Technology Transfer, Technology Promotion; Advertising Design, agency; Advertising Production; advertising publishing (non-radio, television, newspaper publishing unit); Electronic Products Sales; Single-purpose commercial prepaid card agent Sales; Home Appliances Sales; Gas, liquid separation and purification equipment Sales; Second-Class Medical Equipment Sales; Mechanical Equipment Sales; Mechanical Equipment R&D; Labor Protection Products Development; Labor Protection Products Sales; Medical Staff Protective Products Retail; Medical Staff Protective Products Wholesale; Daily Masks (non-medical) Development; Daily Masks (non-medical), Second-hand Sales; Development (Class I Medical Instruments) of protective equipment for medical personnel; Manufacturing of special equipment for commerce, catering, and services; Sales of special equipment for commerce, catering and services.
FOCAL TECH CO., LTD.	Wired Communication Equipment and Apparatus Manufacturing, Wireless Communication Equipment and Apparatus Manufacturing, Computers and Computing Peripheral Equipments Manufacturing. Wholesale of Computing and Business Machinery Equipment. Wholesale of Telecom Instruments. Wholesale of Computer Software. Retail sale of Computing and Business Machinery Equipment. Retail Sale of Telecom Instruments. International Trade, Management Consulting Services.. Software Design Services. Product Design. Telecom Radio Frequency Equipments and Materials Import, Retail Sale of Computer Software. .
FuHong Precision Components (ShenZhen) Co., Ltd.	Development and Production of various plugs and sockets, plastics, Molds and their parts and components, telecommunications connectors, computer network connectors, Instruments equipment, automatic manufacturing equipment for computer parts; 70% of the products are exported. Additionally: Development and Production of other New Electronic Components and electricity Electronic components, optoelectronic devices; 70% of the increased sales of products are exported. Development and Production of computer Mainframe components, computer heat sinks, Data Communication Multimedia Systems equipment. 70% of products are exported. Engaged in goods, Import / Export of Goods and Technology.
Fu MinG Tuo property management (ShenZhen) Ltd.	Property Management; Self-owned House Leasing
XIX INC.	Electric Appliance and Audiovisual Electric Products Manufacturing, Lighting Equipment Manufacturing, Wired Communication Equipment and Apparatus Manufacturing, Wireless Communication Equipment and Apparatus Manufacturing, Computers and Computing Peripheral Equipments Manufacturing. Data Storage Media Manufacturing and Duplicating, Toys Manufacturing, Furniture and Installation and manufacturing industry, Electric Appliance Installation, Automation control equipment engineering, Computing Equipments Installation Construction., Computing Equipments Installation Construction., Kitchenware, Sanitary Equipment Installation Engineering Industry, Daily Necessities Wholesale Industry, Construction Materials Wholesale Industry, Wholesale of Household Appliance., Wholesale of Computing and Business Machinery Equipment., Wholesale of Computer Software., Retail Sale of Household Appliance. ,Retail sale of Computing and Business Machinery Equipment. ,Retail Sale of Computer Software. , Retail Business Without Shop-front, International Trade, Investment, Product Design. Landscape and Interior Design, Other Designs, Software Publication. Wholesale of Telecom Instruments. Retail sale of Telecom Instruments, Telecom Radio Frequency Equipments and Materials Import.
Fujintong Financial Information Service(Shanghai) Co., Ltd	Engaged in technology development, technology transfer, technology consulting, technical services in the field of network technology, information technology consulting services, information consulting services (excluding licensing information consulting services), information system integration services, computers, software and auxiliary equipment, environmental protection Sales of equipment, electrical equipment, electronic products, hardware products, electronic components, mechanical equipment, communication equipment, molds, and import and export of goods and technologies.



Company name	Business Scope
FuJin Precision Industrial (ShenZhen) Co., Ltd.	Development and Production of New Electronic Components, Precision Molds, Instruments, computer shells and various Mainframes and their stamping Hardware plastic products; Micro-Computers, Multi-function Micro-Computers, Portable Computers, Notebook Computers, Multimedia Computers and Servers, Data Communication Multimedia Systems equipment, New Displays, New technology equipment supporting the communication network, Data and Language Translators, Routers, Communication and Network Related Cards, computer high-performance boards; and Parts, Mobile Phones and Parts of the above products. Engaged in computer-aided design, auxiliary manufacturing, auxiliary testing and other Application system, information communication network system and other application system technology development, Technology Consulting, After-sales Technical Services of own products.
Fu Jin Ji Network Science-Technology (Henan) Co., Ltd.	Computer network technology research and development, technical services, Technology Consulting; engaged in Import / Exports of Goods and Technology; Mechanical Equipment, Mechanical Equipment components, Molds Processing components, Metal Processing components, Automation Robots and components, LED lighting equipment, metal materials, Plastic materials, Chemical Products, Packaging Materials' Sales; Computer Software's technical development and Sales; Mechanical Equipment Leasing; maintenance and technical services.
FU JIN JI NETWORK TECHNOLOGY CO., LTD.	Data Storage Medium Manufacturing and Duplicating, machinery installation, furniture, bedding, kitchen appliances, furnishings wholesale industry, Hardware wholesale industry, Wholesale of Molds, ceramic glassware wholesale industry, paint, coatings wholesale industry, dyes, pigments wholesale industry, industry Additives wholesale industry, plastic film, bag wholesale industry, chemical raw material wholesale industry, other chemical products wholesale industry, cosmetics wholesale industry, construction materials wholesale industry, Wholesale of Machinery, Wholesale of Household Appliance. Wholesale of Precision Instruments. Wholesale of Computing and Business Machinery Equipment. Wholesale of Weights and Measures, Wholesale of Telecom Instruments., Pollution Control Equipment, Wholesale, Battery Distributor, Other Machinery and Appliances, Wholesale, Wholesale of automobiles, motorcycles, Wholesale, Wholesale of Motor Vehicle Parts and Supplies. Bicycles and parts wholesale industry, tire wholesale industry, ship and its parts wholesale industry, aeronautical and parts wholesale industry, rail vehicles and their parts wholesale industry, other transportation vehicles and their parts wholesale industry, Jewelry and precious metal wholesale industry, photographic equipment wholesale industry, fire safety equipment wholesale industry, Wholesale of Computer Software., Wholesale of Electronic Materials, recycled materials wholesale industry, other wholesale industries, furniture, bedding, kitchen appliances, furnishings retail, hardware retail, daily necessities retail, plastic film, bag retail, construction materials retail, petroleum products retail ,Retail Sale of Household Appliance. Retail sale of Computing and Business Machinery Equipment. Retail Sale of Precision Instruments. Retail Sale of Telecom Instruments. Machinery and appliances retail, battery retail, Other Machinery and appliances retail, automobiles retail, Motorcycle Retail, Automobile, Motorcycle Parts and Equipment Retail, Bicycles and Parts Retail, Tire Retail, Jewelry and Precious Metal Retail, Retail Sale of Computer Software. Retail Sale of Electronic Materials. ,Retail sale of Others, Retail Business Without Shop. International Trade, Software Design Services., Data Processing Services., Digital Information Supply Services., Leaflet Distribution, Product Designing. Other Automobiles Service Industry, Electric Appliance and Audiovisual Electric Products Repair Shops, Other Repair Industry, Exhibition Services., Rental and Leasing Business.
Fuyu Energy Technology (Kunshan) Co., Ltd.	Engaged in the research and development of solar frame, photovoltaic bracket, ground pile and its parts, metal fasteners, automobile parts, commercial wholesale and Import / Export Business. Solar Photovoltaic Power Generation related project investment and construction and power operation Sales (installed capacity 4MW) , Contract energy management, Energy-Saving Products and system integration, Sales of Self-produced Products; Solar photovoltaic system integration and construction installation, Photovoltaic Power Generation Technical Consulting Services.

Company name	Business Scope
Fuyu (Funing) Energy Technology Co., Ltd.	Research and Development, Processing, assembly of Solar Cells, Photovoltaic application products and related components.
Fuyu properties (Shanghai) Co., Ltd	Real estate development and management. Non-residential real estate leasing; property management; parking lot services; information consulting services (excluding licensing information consulting services); enterprise management; daily necessities sales; clothing and apparel wholesale; clothing and apparel retail.
BREAKTIME INC.	Data Storage Media Manufacturing and Duplicating, Wholesale of Computer Software., Retail Sale of Computer Software. , Retail sale of Others, Retail Business Without Shop. , Other Consultancy, International Trade, Intellectual Property. , Investment Consultancy, Management Consulting Services. , Other Consultancy. , Software Design Services. , Data Processing Services. , Digital Information Supply Services. , the third party payment, General Advertising Services. , Leaflet Distribution, network certification service industry, Market research and survey industry, Other Industry and Commerce Services Not Elsewhere Classified. .
FuZhun Precision Tooling (HuaiAn) Co., Ltd.	R&D and Processing precision die, precision cavity mold, Molds standard parts; Electronic-specific Equipment, tester, Tooling; computer plastic shell components, computer metal shell components and other New Electronic Components and their accessories and related software development, Sales of Self-produced Products.
FUZHUN PRECISION TOOLING (JIASHAN) CO.,LTD	Electronic components and electromechanical component equipment manufacturing; metal tool manufacturing; industrial automatic control system device manufacturing; CNC machine tool manufacturing; electronic measuring instrument manufacturing; Industrial Robots manufacturing; Special task Robots manufacturing; Service consumer Robots manufacturing; Intelligent Robots research and development; Intelligent control System integration; industrial control system and system manufacturing; computer software, hardware and peripheral equipment manufacturing; audio equipment manufacturing; Home Appliances manufacturing; environmental protection equipment manufacturing; plastic products manufacturing; metal material manufacturing; non-ferrous metals alloy manufacturing; Molds manufacturing ; Non-ferrous metals calendaring Processing; mechanical parts, parts processing; artificial intelligence general application system; special equipment repair; general equipment repair; Electronic Equipment repair; automated overhead three-dimensional storage equipment, digital audio (video) encoding and decoding equipment manufacturing. Class II Medical Equipment Development; Class III Medical Equipment Development; import and export of goods.
FuJin Precision Industrial (JinCheng) Co., Ltd.	Development, Design, Development and Sales of Precision Molds for electronic components, precision components for automated machinery, metal Molds, and other industrial precision molds; Development, Production and Sales Semiconductors special materials for components, New Electronic Components, Electronic-specific Equipment, standardization and refinement of ceramic raw materials and precision plastic products, provide after-sales service; Digital Cameras and key parts development.

Company name	Business Scope
FuTaiJing Precision Electronics (BeiJing) Co., Ltd	Development of LCD TVs, New Electronic Components, mobile communication systems, base stations, Switching Equipment, Digital Clustering System Equipment and its components, Electronic Products Testing Equipment, Digital Cameras and key parts, Molds of the above products; Development of Medical Equipment (Class III): non-invasive blood glucose meters; LCD TVs, New Electronic Components, mobile communication systems, base stations, Switching Equipment, Digital Clustering System Equipment and its components, Electronic Products Testing Equipment, Digital Cameras and key parts, the research and development of Molds for the above products; Entrusted Development (Level I) unmanned Flying aircraft and accessories, household electronic appliances, Environmental Protection Equipment and accessories, Smart Wearable Devices and other electronic equipment, office electronic appliances, Computers, Communication Equipment, Electronic Products, Mobile Phones, Home Appliances, radio and television receiving equipment and equipment, automobiles Parts and accessories, Robots, Mechanical Equipment; Sales of Self-produced Products; provide technical services, Technology Consulting, technical training for the above products; LCD TVs, electronic equipment and their raw materials, wholesale, Commission Agent and Import /Export of parts Business. (Development Medical Equipment III category: non-invasive blood glucose meters and projects subject to approval according to law, after approval by relevant departments, carry out Operation activities in accordance with the approved content.)
Futaijing Precision Electronics Yantai Co., Ltd.	R&D and Processing of New Electronic Components, Mobile Communication Systems (including Mobile Phones), Digital Clustering System Equipment and its components, Electronic Products Testing Equipment, Digital Camera Modules and key components, Electronic Products components, Sales of Self-produced Products And provide self-developed Technology Consulting, technical services; electronic equipment and its raw materials, wholesale of parts and components and its Import/Export.
Fu Tai International Investment Co., Ltd	Investment industry, venture capital industry, investment consulting industry, management consulting industry
FuTaiKang Electronics Development (YanTai) Ltd.	Research and development of large and medium-sized electronic Computers, portable electronic Computers, Industrial Computers, New Electronic Components, Electronic-specific Equipment, New Instrument Components, fine blanking dies, Molds standard parts and parts of the above products; research, development and Sales High-End Routers, Network Switches, large-capacity optical (magnetic) disk drives and their components, Digital Cameras and key components, Integrated Circuit, System Integrated Circuit, operating system, software system, Servers, Game Consoles, Mobile Phones and other product appearance Design and mechanical parts Structure Design, automobiles, motorcycles Molds, fixture Design; information technology consulting and services; import and export of goods and technology, agent Import/Export; transfer of own research and development results.
FuTaiKang Precision Components (ShenZhen) Co., Ltd	Development and Production of various New Electronic Components and Tooling, various printed Circuit Boards, power plugs, sockets and computer peripherals. 70% of the products are exported. Increase: Development and Production of electronic Game Consoles, digital audio, video systems and their accessories (Excluding TV Sets), and Nationally Regulated Products), Micro-Computers, computer Mainframe and related stamping hardware, plastic parts and components. 100% of digital audio, video systems and their parts and accessories are sold abroad; 70% of other products are sold abroad. Add: Development and Production of Data Communication Multimedia Systems equipment, new technology equipment supporting the communication network and Mobile Phones and Parts. Increased sales of 5% of products for export. Increased: Development and Production of data and voice switches, Routers and related accessories, engaged in information and communication system network technology development, Technology Consulting, provided Self-produced product After-sales Technical Services; 70% for export.

Company name	Business Scope
FuTaiJie Science & Technology Development (ShenZhe	<p>Research and development of mobile phone spare parts, electronic game machines and their spare parts, electronic products and their spare parts; electronic components, computer software and hardware and their spare parts, electronic products and their spare parts, mechanical equipment and their spare parts, games and entertainment R&amp;D, wholesale, technical consultation, import and export of equipment and chemical products, and related supporting businesses, transfer of self-developed technological achievements and after-sales service of the above products; import and export of goods and technologies (excluding distribution and state-owned exclusive control commodities); Enterprise management information consulting; self-owned property leasing (can only operate with the company's legal real estate certificate); outsourcing services for system application management and maintenance, information technology support management, financial settlement, and data processing by undertaking service outsourcing; non-ferrous metals (tin Sales of tin materials such as paste, tin bars, tin ingots, copper rods, copper tapes, phosphor bronze balls, copper foils, copper alloys and other copper materials); wholesale of disposable ordinary medical masks, N95 masks, and forehead thermometers , import and export and related supporting business; research and development and design of overall solutions for intelligent factory systems; research and development and design of intelligent production lines and intelligent manufacturing equipment; energy and energy-saving technical services. Production and operation of mobile phone spare parts, electronic game machines and their spare parts, electronic products and their spare parts; electronic components and spare parts, computer software and hardware and their spare parts, electronic products and their spare parts, mechanical equipment and their spare parts maintenance business.</p>
FuTaiHua Industrial (ShenZhen) Limited	<p>Design, Development and Production of Game Consoles and Parts, Pneumatic Control Components, Mobile Power, Mobile Phones, Mobile Communication Systems and Parts, Computer Motherboards and Peripherals, Hardwareplastic products, Precision Molds, Micro-Computers, Portable Computers , Notebook Computers, Data Communication Multimedia Systems, New Displays, Digital Audio and Video Systems. Engaged in non-quota authorization management, Export of Purchases Non-Franchised Products, Packaging Business. Development Operation, large and medium-sized electronic computers, LCD screens and Parts; environmental protection (Sewage treatment) facility operation; Development and Production of mobile communications equipment (including wearable) (Longhua branch only), auto parts (Longhua branch only), Sales point information management system (POS machine) (Longhua branch only) , Smart pen (Longhua branch only); wholesale.DevelopmentProcessing wireless communication tester for abrasive materials, Toys.Digital Products, Electronic Products, computer software and hardware and its auxiliary equipment, Home Appliances, after-sales consultation and on-site installation and maintenance ; Engaged in the research and development of similar products and computer software and hardware of the above products, intelligent equipment, intelligent Electronic Products, First-Class Medical Equipment, smart home equipment software and hardware, sanitary ware, Furniture, wholesale, Technology Consulting, technical services, Import / Export and Related Supporting Businesses (not involving state-owned trade management commodities, commodities involved in quotas, authorization management and other special regulations, apply in accordance with relevant national regulations); transfer self-developed technological achievements. Nursing services for senior citizens, nursing consultation (not involving nationally restricted or prohibited items such as elderly care institutions, medical care, accommodation, catering services, etc.). Catering management; catering services.</p>

Company name	Business Scope
Futaihua Precision Industry (Weihai) Co., Ltd.	Mold manufacturing; mold sales; chemical product sales (excluding licensed chemical products); metal material manufacturing; metal processing machinery manufacturing; mechanical parts and components processing; metal cutting processing services; mechanical equipment research and development; electronic components manufacturing; Offset printing equipment manufacturing; copying and offset printing equipment sales; cultural and office equipment manufacturing; office equipment sales; office equipment consumables manufacturing; office equipment consumables sales; additive manufacturing equipment manufacturing; additive manufacturing equipment sales; non-residential real estate leasing; goods import export; technology import and export.
FuTaiHua Precision Electronics (ChengDu) Co., Ltd.	Wearable smart devices, projection equipment and and Parts Manufacturing, R&D, Sales and technical services; engaged in Sheet Metal Products Molds, non-Sheet Metal Products Molds, folder Fixtures, inspection and calibration of Fixtures and Parts and Design and manufacturing; engaged in information communication network systems and others Technical development and consulting of application systems; Packaging Business; Warehousing and Storage services; engaged in cutting, bending, welding and processing of various steel plates and aluminum (profile) materials; engaged in the development, development, maintenance and after-sales of Automation Equipment and Components Services; Electronic Products, Digital Products, computer software and hardware and its auxiliary equipment, wholesale and retail of Home Appliances; technical services and after-sales consulting, installation and maintenance services; wholesale, Import/Export and related supporting services for similar products of the above products; Provide after-sales service of self-produced products and Componentstechnical services;Mechanical Equipment Leasing;;Design,Production,agency, Advertising;Photography and video services;corporate marketing planning;Decorative engineering Design and construction;Organize and plan cultural and artistic exchange activities;Graphic Design and Production ;Business Management Consulting; Educational Consulting; Human Resources Intermediary Services; Quality Inspection Technical Services; Development and Sales of Type II Medical Equipment; Development and Sales of Daily Masks (Non-medical); Processing, Manufacturing, Wholesale and Retail of Plastic Products; Recycling and utilization of renewable resources.
FuTaiHua Precision Electronics (ZhengZhou) Co., Ltd.	Production and Operation of Third-Generation and Subsequent Generations of Mobile Communication Systems and Mobile Phones, base stations, core network equipment and network detection equipment and their components, new electronic components and their accessories; digital audio, video codec equipment and parts ;Research And Development Of Metal, Non-Metallic Materials and Products, heat treatment and surface treatment process research and development, product mold design and manufacturing; development, preparation and application of consumables for processing. Engaged in Engaged in bonded warehousing logistics, maintenance inspection and After-sales service business; house leasing.
FuNeng New Energy Technology (Nanyang) Co., Ltd.	Provide technical diagnosis of energy consumption and design of energy-saving projects, technical energy-saving transformation of lighting system, professional services of operation and maintenance management; New Energy technology service field and planning and technical services of energy-saving and intelligent products, and energy-saving project transformation projects.

Company name	Business Scope
FLNET CO., LTD.	Computing Equipments Installation Construction.,Computing Equipments Installation Construction, Wholesale of Computing and Business Machinery Equipment, Wholesale of Telecom Instruments, Wholesale of Computer Software, Wholesale of Electronic Materials,Retail sale of Computing and Business Machinery Equipment, Retail Sale of Telecom Instruments, Retail Sale of Computer Software, Retail Sale of Electronic Materials, Retail sale of Others, Retail Business Without Shop,Other Consultancy, International Trade, Restrained Telecom Radio Frequency Equipments and Materials Import,Telecommunications Number Agencies, Other Industry and Commerce Services Not Elsewhere Classified, Warehousing and Storage,Cargoes Packaging,Wholesale of Stationery Articles, Musical Instruments and Educational Entertainment Articles, Retail sale of Stationery Articles, Musical Instruments and Educational Entertainment Articles, Other machinery and appliances wholesale, retail, Retail Sale of Household Appliance, Wholesale of Motor Vehicle Parts and Supplies, Automobile, motorcycle parts and equipment retail industry, Battery Distributor,battery retail,General Advertising Services, Leaflet Distribution,Arts and Literature Service.,Agency Services,Rental and Leasing Business.,Software Design Services. ,Data Processing Services. , network certification service industry.
FuDing Precision Components (ShenZhen) Co., Ltd.	Development and Production of various plugs and sockets, Plastic Products, Molds and their parts and components, telecommunications connectors, instrumentation equipment, New Electronic Components; 70% of the products are exported. R&D, DevelopmentOperationMobile Phones and Parts, all kinds of power distribution switches, Bluetooth speakers, wireless Audio and video sharing device, carton, foam, non-standard Automation Equipment, automatic optical inspection equipment, Automation Equipment; wholesale, Import/Export, Technology Consulting, technical services and related supporting services for the above products and Components, accessories and similar products; transfer Self-developed technical achievements; door-to-door installation and maintenance service and after-sales service of the above products.
FIH (TIANJIN) PRECISION INDUSTRY CO., LTD.	Development, Processing, Sales and Maintenance Third Generation and Subsequent Generations of Mobile Communication Systems and Mobile Phones, New Electronic Components, Mobile Communication Systems, base stations, Switching Equipment and Digital Clustering System Equipment and their parts, Electronic Products Testing Equipment, Digital Cameras and key parts and Molds related to the above products, and provide related Technology Consulting and after-sales service; Self-owned Factory Lease.
FIH (NANJING) COMMUNICATION CO.,LTD.	The development and manufacture of mobile phones of the third generation and subsequent mobile communication systems, the development and testing of computer and mobile phone related software and hardware, system integration, application services and related technical services; 2G/3G mobile phones, smart phones, network cards, tablet computers and other communication products, Import and export of communication modules and software, wholesale, commission agency (except auction) and related supporting services. IoT equipment manufacturing; IoT technology research and development; IoT equipment sales; IoT technical services; Software development; Artificial intelligence hardware sales; Smart vehicle equipment sales; Smart robot sales; Electronic components wholesale; Import and export agency; Wholesale of computer software, hardware and auxiliary equipment; computer and office equipment maintenance; network equipment sales; electronic product sales; optoelectronic device sales; communication equipment repair; intelligent unmanned aerial vehicle manufacturing; intelligent unmanned aerial vehicle sales; display device manufacturing; display device sales; Sales of household appliances; technical services, technical development, technical consultation, technical exchange, technology transfer, and technical promotion; retail of computer software, hardware and auxiliary equipment; 5G communication technology services; household appliance repair; research and development of intelligent robots; manufacturing of special operation robots .
FIH CO., LTD.	Management Consulting Services, Wholesale of Telecom Instruments, Retail Sale of Telecom Instruments, Wholesale of Electronic Materials, Retail Sale of Electronic Materials, Product Designing, Software Design Services, Restrained Telecom Radio Frequency Equipments and Materials Import.

Company name	Business Scope
Fuzhikang Precision Components (BeiJing) Co., Ltd.	New Instrument Components, Precision Molds, Computers, mobile communication systems and related accessories; research and development of New Instrument Components, Precision Molds, Computers, mobile communication systems and related accessories; Sales of Self-produced Products and similar products in wholesale, retail, Commissioning Agents business; import and export of goods, agent Import/Export, Import / Export of Goods and Technology. Development of air Purification Equipment, medical laboratory and medical disinfection equipment and appliances.
Fuzhikang Precision Electronics (LangFang) Co., Ltd.	Development, Processing of New Electronic Components; Mobile Communication Systems, Mobile Phones, base stations, Switching Equipment and Digital Clustering System Equipment and their parts; Portability Micro-Computers, Lightweight Flat Panel Monitors and their parts; Electronic Products Testing Equipment; Digital Cameras and their key parts, multimedia Electronic Products, electronic equipment and their parts manufacturing; Automation Equipment, Electronic-specific Equipment manufacturing and equipment maintenance; Precision instruments, Robots equipment and machinery Processing and Parts manufacturing; Automobiles parts and accessories manufacturing; and Molds, Fixtures, inspection tools related to the above products, and provide related testing services and self-developed technical services, Technology Consulting, technical training and after-sales service; Sales of the company's own products; similar products and own product Cutting Tools, wholesale, Import/Export, Commissioning Agents business of consumables.
Fuxiang Private equity investment fund joint ventur	Equity investment, industrial investment, investment consulting, investment management, business management consulting, business information consulting.
FuXiang Precision Industrial (KunShan) Co., Ltd.	R&D, Processing New Electronic Components (new electromechanical components); New Instrument Components, Precision Molds, Tooling; portable computers and components; Electronic-specific Equipment, Testing Equipment, CNC machine tools with more than three-axis linkage, digital control system and servo clothing , Digital TV Sets, new flat-panel Monitors, digital sound reproduction equipment, digital audio, video codec equipment, touch systems, smart home equipment, medical equipment and equipment, video recording and playback equipment, communication system equipment, smart consumer equipment and its and Development of Parts and related software; PC+ABS, halogen-free flame-retardant PC+ABS, PC+ABS+glass fiber, ABS+PMMA, ABS+PET and other plastic alloys; reuse of waste plastics; Sales of Self-produced Products.
FuHuaJie Industrial (ShenZhen) Limited	Production and operation of multimedia telephones, packaging business, portable microcomputers, new flat panel display devices, computer-aided design, auxiliary testing, printers, mobile phones, digital audio and video systems, printer ink cartridges, digital cameras and their components, game consoles. Engaged in the wholesale, import and export and related supporting business of similar commodities and optoelectronic products of the above products, solid-state lighting sources (LED and similar products), lamps and accessories.
FU HUAKE PRECISION INDUSTRY (SHENZHEN) CO. LTD.	Electronic information technology, network and communication technology software product development Design; graphic image recognition and processing system development; software product development; wireless local area network (including support for WAPI), wide area Network Equipment development; mobile communication system Mobile Phones, base stations, Development of core network equipment and network testing equipment.
FuhuaKe Precision Industry (GuiZhou) Co., Ltd.	Development and Production Consumer Electronic Products motherboards, Power Boards, Photovoltaic Panels, Drive Boards, Light Strips and related Parts; Consumer Electronic Products and Spare Parts, Sales of surface adhesive technology equipment; Inspection, maintenance and sales of self-produced products After-service. Engaged in Sales, Import / Export and Related Supporting Businesses.equipment leasing services of the above products and Parts, general goods.

Company name	Business Scope
FUGUIKANG PRECISION ELECTRONICS (GUIZHOU) CO., LTD.	R&D, Development and Sales, medium and large TVs, medium and large computers, Portable Computers, Desktop Computers, Multimedia Data Processors, Mobile Communication Systems and Equipment, New Electronic Components, Electronic Whiteboards, Video Wall, New Energy, Energy-Saving Products, LED LAMPS, Solar Lighting System, Smart Light Pole, Smart Internet-enabled Multimedia Machines, New Generation Game Consoles, Digital Electronic Products, Smart Monitoring Devices, Servers, Automatic Optical Switching Network Equipment, high-speed Storage Systems and intelligent storage devices, network signals The analyzer and the peripheral products of the above products and related and Parts, software and hardware application systems integration, and after-sales Repair Services research and development, manufacturing, testing, installation, maintenance LED DISPLAY PRODUCTS, Transformations for Lighting Systems, urban lighting intelligent control system contracts Energy management EMC. Import/Export, wholesale and related supporting businesses of non-self-produced products. Environmental protection facility operation, Environmental Technology Services, commission to provide labor services (excluding queuing services, agency services, foreign labor service cooperation).
FuYang Soleros Technology(NANAYNG) CO., LTD	Photovoltaic Power Generation; investment, procurement, sales, and management of New Energy projects such as Photovoltaic Power Generation, system integration, and related supporting facilities, equipment; and related technology development and application, consulting services; investment management and investment consulting.
FUMENG ELECTRONICAL TECHNOLOGY (HEZE) CO., LTD	R&D, Development, Processing are used for electronic connectors, cable components, New Electronic Components, New Instrument Components for computers and computer peripheral equipment, Servers, network communications equipment, audio-visual, film and television equipment, and automobiles electrical systems; the above products and Parts and related Software development; Sales of Self-produced Products.
Fu Sheng Optoelectronics Technology(Kunshan) Co., Ltd	Development and manufacturing of optoelectronics technology, Technology Transfer, Technology Consulting, technical services, optical communication modules, high-speed connectors and cables; development and testing of New Energyautomobiles charging systems, Sales of Self-produced Products; Optoelectronics Sales of the product.
FuDing Electronic Technology (JiaShan) Co., Ltd.	Electronic components and electromechanical component equipment manufacturing; CNC machine tool manufacturing; electronic measuring instrument manufacturing; Industrial Robots manufacturing; Special operation Robots manufacturing; Service consumer Robots manufacturing; Intelligent Robots research and development; Computer software and hardware and peripheral equipment manufacturing; Industrial control computers and System manufacturing; audio equipment manufacturing; Molds manufacturing; mechanical parts and parts Processing; artificial intelligence general application systems; daily masks (non-medical) Development; labor protection products Development; sewage treatment and recycling; intelligent Robots manufacturing; Manufacturing of intelligent storage equipment; manufacturing of digital audio and video encoding and decoding equipment (except for the projects that must be approved according to the law, the operation activities shall be carried out independently with the business license in accordance with the law). Licensed items: Class II Medical Equipment Development; Type III Medical Equipment Development; Medical Mask Development.
FuDing Precision Industrial (ZhengZhou) Co., Ltd.	Development and Production of New Electronic Components, electronic special materials, Electronic-specific Equipment, Testing Equipment, Tooling, portable Micro-Computers, High-End Routers, high-end Servers, Computer Digital Signal Processing Systems and Boards, Solar Cells, third generation and Subsequent communication systems Mobile Phones, Digital Audio and Video Decoding Devices, digital sound reproduction equipment, automobile electronic devices and parts of the above-mentioned products; Design and manufacturing of metals and non-Sheet Metal Products Molds; Development of high-tech non-ferrous metals materials; Scrap Plastic digestion and reuse; Sales of Self-produced Products; Development and DevelopmentOperationAutomation Equipment, related and Parts, and equipment maintenance and after-sales service.



Company name	Business Scope
Rich Dreams Network Technology (Hangzhou) Limited	Services:computer software and hardware technology development, technical services, Technology Consulting, Technology Transfer, entrusted to engage in product inspection, testing, and proofing services (for qualifications involving qualification certificate Operation); Sales (including online Sales): computer software and hardware, photographic equipment, electronic components, hardware and electrical equipment, Sales of office supplies, Ceramics, Handicrafts, Mobile Phones and Accessories, auto parts, Electronic Products (except special control), Toys (except analog Toys); trust enterprise asset management; import and export of goods and technology.
KICK2REAL CO.,LTD.	Data Storage Media Manufacturing and Duplicating, Wholesale of Computer Software., International Trade,Intellectual Property. ,Software Design Services. ,Digital Information Supply Services. ,the third party payment,General Advertising Services. ,Product Designing. ,Industry Innovation and Incubation Services,Rental and Leasing Business. ,Retail Sale of Computer Software. ,Retail Business Without Shop. .
Fuhong Cloud Computing (TianJin) Co., Ltd.	import and export of goods. Computer soft and hardware, and external peripheral manufacturing; Computer Hardware and Software and Supporting Equipmentwholesale;Computer Hardware and Software and Supporting Equipment retail; cloud computing equipment Sales; cloud computing equipment manufacturing; Internet data services; Molds manufacturing; Molds Sales; Software Development; technical services, technology development, Technology Consulting, technical exchanges, Technology Transfer, Technology Promotion; computer and communications equipment leasing; Non-residential real estate lease.
ShanXi Yuding Precision Technology Co., Ltd.	Production and operation of third-generation and subsequent generations of mobile communication systems, mobile phones, ,base stations,core network equipment and network detection equipment and their components,new electronic components and their accessories,portable medical electronic products,digital audio and video decoding equipment and their Components are engaged in the research ;development of metal and non-metallic materials and products,heat treatment and surface treatment process research and development, product mold design and manufacturing;Control processing-use consumables, equipment and applications;Engaged in bonded warehousing logistics,maintenance testing and after-sales services to provide related technical consulting and after-sales services, and sells the company's own products to engage in the import and export business of the above-mentioned related products; smart manufacturing upgrade, automation of complete factory lines, Automation Equipment, computer soft and hardware equipment, smart city systems, industrial manufacturing softwares; Industrial Robots technology development,Technology Consulting, transfers, R&D, design, manufacturing, salesand repairs; Import / Export Business.
FULIAN TECHNOLOGY (ZHOU KOU) CO., LTD	Mobile terminal equipment manufacturing; mobile communication equipment manufacturing; communication equipment manufacturing; wearable smart equipment manufacturing; electronic components manufacturing; audio equipment manufacturing; computer software, hardware and peripheral equipment manufacturing; Manufacturing; mold manufacturing; mechanical parts, parts processing; mobile terminal equipment sales; mobile communication equipment sales; communication equipment sales; audio equipment sales; electronic special materials sales; mold sales; metal material sales; metal products repair; mechanical parts, parts Parts sales; renewable resources sales; new material technology research and development; general cargo warehousing services; customs-supervised cargo warehousing services; import and export of goods; technology import and export.

Company name	Business Scope
Fulian Technology (Wuhan) Co., Ltd.	Production of Mobile Communication Systems, Mobile Phones and Parts, Base Stations, core network equipment and network detection equipment and their components, New Electronic Components, portable medical electronic products, digital audio and video decoding equipment and their Components are engaged in the research ; Research And Development Of Metal, Non-Metallic Materials and Products; Heat Treatment and Surface Treatment Process Development and Mold Design, Manufacturing, Wholesale and Retail; Maintenance Inspection Services for Products of the Company;; Warehousing Services; Industrial Robots, Peripheral Automation Fixtures, mechanical Processing and Parts technology development, Development, wholesale; smart home products and their parts, smart wearable products and parts, plastics, Hardware Products, portable automatic data processing equipment, portable electronic browsers, Remote Control , Speakers, smart car Electronic Products, car networking terminal equipment and parts research and development, Development and Sales; import and export of goods, Import / Export of Technology, Export Agent.
FULIAN TECHNOLOGY(JIYUAN)CO.,LTD.	Production and Operation of Third-Generation and Subsequent Generations of Mobile Communication Systems and Mobile Phones, base stations, core network equipment and network detection equipment and their components, New Electronic Components, digital audio and video decoding equipment and their Components are engaged in the research ; Automation Equipment detection and research and development, precision motion control, mechanism simulation, opto-electromechanical control system, artificial intelligence application integration technology research, realize intelligent manufacturing SCADA/BCS, M2M, intelligent decision control, machine learning diagnosis and prediction, green energy-saving management The introduction, optimization, and promotion of core application systems; the development and introduction of key modules/equipment such as precision and flexible assembly and inspection of small components, automatic detection of product appearance/size/structural defects; mobile communication system Mobile Phones research and development and related software and hardware research and development, testing, System integration, application services and related technical services; engaged in the Design and manufacturing of Metal / Non-Metal Products Mold; and the maintenance and Warehousing and Storage services of the above products.
Fulian Lankao Yuzhan Intelligent Manufacturing Technology Co., Ltd	Production and operation of third-generation and subsequent generations of mobile communication systems, mobile phones, , base stations, core network equipment and network detection equipment and their components, new electronic components and their accessories, portable medical electronic products, digital audio, video decoding equipment and its parts; research and development of metal and non-metallic materials and products, heat treatment and surface treatment process research and development, product mold design and manufacturing; development, preparation and application of consumables for processing; logistics services, Warehousing Services ( Flammable, Combustable, Exception of Sales of Hazardous Chemicals); Maintenance testing and after-sales service; technology development in the field of smart equipment, Automation Equipment, electronic components, and computers, Technology Transfer, Technology Consulting, technical service and related product sales and leasing in the field of smart equipment(excluding financial leasing); Import / Export Businesses of Goods And Technology.
FULIAN TECHNOLOGY(HEBI)CO.,LTD.	Import and export of goods; import and export of technology; warehousing services under customs supervision; labor dispatch services. Mobile terminal equipment manufacturing; mobile communication equipment manufacturing; communication equipment manufacturing; wearable smart equipment manufacturing; electronic component manufacturing; audio equipment manufacturing; computer software, hardware and peripheral equipment manufacturing; electronic special material manufacturing; plastic product manufacturing; metal material manufacturing ; Mold manufacturing; Metal cutting service; Metal surface treatment and heat treatment; Communication equipment repair; Machinery parts, parts processing; Metal products repair; Mobile terminal equipment sales; Mobile communication equipment sales; Communication equipment sales; Wearable smart device sales ; Audio equipment sales; Mould sales; Metal material sales; Mechanical parts, spare parts sales; New material technology promotion services; Industrial design services; Machinery equipment leasing; Non-residential real estate leasing; General cargo warehousing services

Company name	Business Scope
BaiChang Technology Service(Tianjin) CO.LTD.	Technical Consulting Services,Technology Research and Development Services,After-sales Technical Services,Software Platform Development and Big Data Analysis Services;Production, Processing, SalesServers,Storage Systems,Network Equipment,Computer Components, and Processing, Sales, Implementation , Maintenance, Failure Analysis of Cloud-related Equipment;;Design, Processing and Sales of Parts, Electronic Components, Computer Components and Metallurgical Tools of the Abovementioned Products..
Amworld Microsystems (ShangHai) Ltd.	R&D and Production of New Electronic Components, Digital Audio and Video Decoding Equipment, Broadband Access Network Communication System Equipment, Optical Cross-connect Equipment, Production Parts and Related Software for the Abovementioned Products, Sales of the Company's Own Products and Products of Similar Categories, Providing Related After-sales Services,Computer Hardware and Software and Supporting Equipment,Electronic Products and Accessories, Security equipment, smart home, communications equipment, Network Equipment, Industrial Automation Equipment, Instruments, Solar photovoltaic equipment and accessories, Sales of Sheet Metal Products, Medical Equipment Operation, Health Management Consulting, Computer System Integration, Computer Software Hardware Development, Engaged in Computers, Networks Technology Consulting, Technology Transfer, technical services, technology development, technology e-commerce, Corporate Information Consulting, Engaged in Import / Export Businesses of Goods and Technology.
Ambit Microsystems (ShangHai) Ltd.	Production and Processing of New Electronic Components (Chip Electronic Components, Power Electronics, Optoelectronic Devices, Sensitivity Components and Sensor Production, Power Amplifiers, Low Noise Amplifiers, Wireless Transmission Modules), Digital Audio and Video Encoding and Decoding Equipment [STB Set-Top Box, Client Access Media Gateway (IAD, MTA), Video Call, Voice Splitter], Internet Communication System Equipment, Asynchronous Transfer Mode (ATM) and IP Data Communication System, Network Switches, Routers, Digital Microwave Synchronization System Transmission Equipment, Optical Synchronization, Optical Cross related Transmission Connection Equipment, Notebook Computers, Liquid Crystal Displays, Mobile Phone Casings and Modules, Computer Thermal Devices and Modules; Precision Molds and Standardized Mold Parts, Cables, Connectors, Electronic Parts; Computers, Servers, Game Consoles, Music Players, PDAs, Telephones, Digital Cameras, Projectors, DVD Players, Portable DVD Players, Music Players (MP3), Video Players (MP4\MP5) and Peripheral Products and Parts of the Abovementioned Products; Satellite TV Broadcasting Ground Receiving Facilities (100% Export), Satellite Navigation and Positioning Receiving Equipment, Auto Parts; Packaging and Printing , Engineering Plastics and Plastic Alloy Production, Digestion and Reuse of Waste Plastics. Production of Parts, Related Software, Maintenance and Commercial Inspection for the Abovementioned Products, Sale of the Company's Products, and Research, Development and Pilot Programs (Including Cooperation with Domestic Research Institutes) of the Abovementioned Products, Transfer of Proprietary Research Results, Warehousing Services, Import / Export of Goods and Technology.
FULIAN SYSTEM INTEGRATION ELECTRONICS (HANGZHOU) CO., LTD.	Research, Production, Sales and Technical Promotion of Pneumatic Control Components,Hard Alloys,Single Crystal and Polycrystalline Diamond Materials,Liquid Metals,Cutting Tools,Screwing Taps and Parts;import and export of goods,Import / Export of Goods and Technology;Research and Development, Production, Sales, Repair, Technical Services of Automation Equipment and Components;Automation Equipment modification, relocation, repair, ad maintenance services.
FULIAN SYSTEM INTEGRATION ELECTRONICS (HAINING) CO.,LTD.	R&D, manufacturing, and processing: new electronic components, broadband access network communication system equipment, high-end routers, high-end switches, servers, and spare parts for the above products; provide after-sales service; operate the export business of the company's own products and the company. Import business of necessary mechanical equipment, spare parts, original auxiliary materials and technology.

Company name	Business Scope
Fulian Fu Jia Zhichuang(Shenzhen) Technology Co.,Ltd.	Security Products and Parts, Servers, Memory, Network Switches, Routers, Video Equipment, Data Terminal Equipment, Modem, Wireless Terminal Equipment, Wired Terminal Equipment, Communication Network Equipment, Micro-Computer, Security Products and Parts, Data Lines, Electronic Products and Parts, calculator interface equipment, Speakers and Parts R&D, Sales; Industrial Internet software and hardware development, Design; Technology Consulting, Technology Transfer, technical services of database and computer network; Computer Software development; engaged in advertising business; Business Management Consulting; Memory, Network Switches, Routers, Video Equipment, Data Terminal Equipment, Modem, Wireless Terminal Equipment, Wired Terminal Equipment, Communication Network Equipment, Computer Software Technology Development, Technology Consulting, Technology Transfer, technical services; Operation e-commerce; Domestic Trade; Corporate Information Consulting; Electronic Products and Parts leasing; Import and Export Operations.Internet information services business.
Fulian Fu Ji Yun(Shenzhen) Technology Co.,Ltd.	Industrial Automation Engineering Technology R&D Design; Security Products and Parts, Servers, Memory, Network Switches, Routers, Video Equipment, Data Terminal Equipment, Modem, Wireless Terminal Equipment, Wired Terminal Equipment, Communication Network Equipment, Micro-Computer, Security Products and Parts, Data Lines, Electronic Products and Parts, calculator interface equipment, Speakers and Parts R&D, Sales; Industrial Internet software and hardware development, Design; Database and computer network Technology Consulting, Technology Transfer, technical services; Computer Software Development; engaged in advertising business; Business Management Consulting; Memory, Network Switches, Routers, Video Equipment, Data Terminal Equipment, Modem, Wireless Terminal Equipment, Wired Terminal Equipment, Communication Network Equipment, Computer Software Technology Development, Technology Consulting, Technology Transfer, technical services; Operation e-commerce; Domestic Trade; Corporate Information Consulting; Mechanical Equipment and components, Molds Processing components, metal Processing components, automation Robots and components, LED lighting equipment, metal materials, plastic materials, Sales of Packaging Materials; Mechanical Equipment leasing, exhibition and display planning; manufacturing industry technology development and consulting; corporate marketing planning; education and training; information consulting; Electronic Products and Parts leasing; Import and Export Operations. Construction engineering, computer equipment, communication lines, monitoring equipment and related Product leasing, on-site installation, on-site maintenance, network wiring engineering, communication engineering, monitoring engineering Design and construction. Automation Equipment, Industrial Robots, automation component technology Development, Production and Sales; electronic certification services; Internet information services business.
Fulian Dong Guan Fu Yi Precision Industrial Ltd.	Development, Production and Sales: Solar Power Inverters and Components,Communication Network Equipment,Network Switches,Network Servers,Routers,Antennas,Optical Communication Equipment,Optical Connectors,Machine Cabinets,Chassis,Mainframe,Electronic Products and Parts,Computer Peripherals;Warehousing Services;Import / Export Businesses of Goods And Technology.
Fulian TaiYuan Fulian Intelligent Workshop Co., Ltd.	Application software development;industrial Internet data services;artificial intelligence technology,information technology,intelligent chemical plants,visual inspection,intelligent optoelectronics and voice recognition system technology,digital control system, energy environmental protection and safety technology,employee service platform,management service software and hardware R & D, design, sales and after-sales service.
FULIAN INTELLIGENT WORKSHOP(ZHENGZHOU)CO., LTD	Application software development; Internet information services; industrial Internet data services, artificial intelligence technology, information technology, intelligent factories, visual inspection, intelligent optoelectronics and voice recognition system technology, data control systems, servo systems and intelligent software and hardware, energy environmental safety Fmcs, employee service platform love pocket (personnel administration, shopping), management service software and hardware (LED, automatic storage) research and development, design, sales and after-sales service.

Company name	Business Scope
Shenzhenshi Yuzhan Precision Technology Co., Ltd.	<p>Third Generation and Subsequent Generations of Mobile Communication Systems and Mobile Phones, base stations, core network equipment and network detection equipment and their components, New Electronic Components, digital audio and video decoding equipment and their Components are engaged in the research ,Metal / Non-Metal Products Mold Design, Sales and maintenance; import and export of goods and technology. Third Generation and Subsequent Generations of Mobile Communication Systems and Mobile Phones, base stations, core network equipment and network detection equipment and their components, New Electronic Components, digital audio and video decoding equipment and their Components are engaged in the research ,Metal / Non-Metal Products Mold Development; Smart Home Products and Parts, Smart Wearable Products and Parts R&amp;D, wholesale, Development; Plastic Hardware Products, Portable Automatic Data Processing Equipment, Portable E-Book, Remote Control, Speakers, Peripheral Equipment and Parts of the Abovementioned Products. Development of smart speakers, smart helmets, Production and Wholesale of Multi-Functional Industrial Robots, and Development of the above products and Parts; Home Appliances, smart car Electronic Products, car networking terminal equipment, and the development of the above products and Parts , Development; Warehousing Services. Multifunctional Industrial Robots, Peripheral Automation Fixtures, Technical Development of Mechanical Processing and Parts, Development, Wholesale; Mobile Phones and Parts, Development of Mobile Communication Systems and Parts. Disposable general medical masks, N95 masks Development and Sales, mask equipment and related technical services output.</p>
HongFuJin Precision Electronics (TianJin) Co., Ltd	<p>Production, Processing, Sales of Servos, Electric / Non-Electric Bicycles (Except Motor Tricycles), Automatic Optical Switching Network Equipment, High-Speed Storage Systems and Smart Storage Devices, New Flat Panel Displays, New Electronic Components, Precision Molds, Network Signal Analyzers, Switch Addon Function Extensions, Various Computer related Components, Multi-Dimensional 3D Glasses, Satellite Navigation and Positioning Receiving Equipment, Microcomputer, Industrial Computer, Mobile Memory Containers, Data Communication Multimedia System, Electronic Cash Register System (POS), Related Cards for Communication and Networking, Security Products, Notebook Computers, Health Care Products, Solar Products, Radiators, Solar Products, EMI (Electromagnetic Mask Products), Hardware Products, Plastic Products, Mobile Datacenter Rooms (Small Machines), ATMs, Cash Registers, Mini Cash Sorters, Power Outlets, Tablets, Computer Games, Smart Electronic Toys, Wireless Phones, Third-Generation and Subsequent Generations of Mobile Phones and Mobile Communication Systems, Mobile Communication Base Stations, Switching Equipment and Digital Clustering System Equipment, Routers, Car Electronics, Home Appliances, and Auxiliary Testing Products and Product-Related Parts and Components; Import, Export, Wholesale and Related Supporting Operations of Products in Similar Categories with the Abovementioned; Wholesale, Retail (No Store) and Import/ Export Operations of Audio- Visual Equipment, Digital Accessories, Digital Cameras, Projectors, Speakers, Gaming Consoles, Early Education Machines; Server, Industrial Computer Maintenance, Simple Packaging Business of Electronic Products; Lease Of Servers; Related Technical Consulting Services and After-sales Technical Services; Software Development Services, Technical Services; Electronic Equipment Design and Technology Research and Development Services; Development and Design of Non-Electric Mopeds (Excluding Motor Tricycles); Housing Leasing; Equipment Leasing.</p>

Company name	Business Scope
Flow Vision Technology Company	Industrial Internet technology research and development; economic information consulting, Corporate Information Consulting, Business Management Consulting, project investment information consulting; Supply chain management technical services, Technology Consulting; engaged in electronic products and their spare parts, intelligent equipment, Automation Equipment, robot vision system R&D, software product development, wholesale, Technology Consulting, import and export and related supporting services of hardware and software products, transfer the technical results of self-development; engage in inspection and testing services of the above products; computer and communications equipment leasing; Mechanical Equipment Leasing; Electronic, Mechanical Equipment on-site repairs; Electronic measuring instrument Sales; Information consulting services. Warehousing Services. import and export of goods. Computer soft and hardware and peripheral equipment production.
FuJun Precision Electronics (ChongGing) Co., Ltd.	Development, Development, Operation New Electronic Components, motherboards, computers (including desktop computers and Portable Computers), switches, Routers, Internet phones, wireless modules, 3G modules, Communication and Network Related Cards, Mobile Phones and the above products Parts; Operation, development of new type of flat panel Monitors, Semiconductors and special materials for components; Development, Production and Sales speaker speakers, Communication Equipment, headphones and their parts; Import/Export, Wholesale Operations and related Supporting engaged in the above products and similar products Services; technical development of information communication network systems and other application systems, after-sales service of Technology Consulting and self-produced products; maintenance services for Electronic Products and Testing Equipment (excluding special equipment); laboratory testing, product testing and inspection And analysis, testing Technical Consulting Services.
FuHonYuan (ShenZhen) Environment Technology Inc.	Environmental Protection (Sewage Treatment, Waste Gas Treatment) Facility Operation, Reclaimed Water Reuse and Sludge Treatment, Installation of Pipeline Facilities; Recycling of Used Electric Packages and Electrical Products (Excluding Dismantling, only for Domestic Market), Chemical Products (Not Containing Dangerous Chemicals), Non-Ferrous Metals (Excluding Precious Metals), Plastic Products for Computers, Plastic Products for Communication Devices, Plastic Parts for Consumer Electronics, Paper, Electronic Materials and Environmental Protection Equipment, Import / Export and Related Supporting Operations; Technology Development, Service, Consulting and Energy Contract Management Business.

Company name	Business Scope
FOXCONN GLOBAL NETWORK CORPORATION	<p>Power generation, transmission, distribution machinery manufacturing.,Wired Communication Equipment and Apparatus Manufacturing,Wireless Communication Equipment and Apparatus Manufacturing,Computers and Computing Peripheral Equipments Manufacturing,Data Storage Media Manufacturing and Duplicating,Other electrical machinery and electronic mechanical equipment manufacturing industry,renewable energy, self-use power generation equipment industry,thermal energy supply industry,fuel conduit installation engineering industry,piping engineering industry,Electrical equipment installation industry,Electric Appliance Installation,cable installation engineering industry,fire safety equipment installation engineering industry,Automation control equipment engineering, traffic sign engineering,lighting equipment installation engineering,gas water heater installation,machinery installation,computer equipment installation,electrical equipment inspection and maintenance,telecommunications engineering industry, ,satellite TV KU channel, C CHANNEL EQUIPMENT INSTALLATION INDUSTRY,telecommunications control RF equipment installation engineering industry,Computing Equipments Installation Construction., interior decoration industry,indoor light steel frame engineering industry,lifting engineering industry,instrumentation, instrument installation engineering industry,traffic sign engineering,Other engineering,Wholesale of Drugs, Medical Goods.,Wholesale of Machinery,Wholesale of Household Appliance. ,Wholesale of Precision Instruments. ,Wholesale of Telecom Instruments. ,Battery Distributor,Wholesale of Computer Software. Retail sale of Medical Equipments. ,Retail Sale of Household Appliance. ,Retail Sale of Computer Software, Retail Sale of Precision Instruments. ,Retail Sale of Telecom Instruments. Machinery and appliances retail, retail of traffic signal equipment, pollution prevention equipment retail,battery retail,Retail Sale of Computer Software. Retail Business Without Shop. ,Management Consulting Services. , International Trade,Restrained Telecom Radio Frequency Equipments and Materials Import,Parking Garage Business. ,Telecommunication Business Type 2 ,Software Design Services. ,Data Processing Services. ,General Advertising Services. ,Digital Information Supply Services. ,the third party payment,Telecommunications Number Agencies,Fire safety equipment maintenance industry,Energy Technical Services, network certification service industry,Manpower Services. ,environmental testing service industry,Computer Recreational Activities.,Electric Appliance and Audiovisual Electric Products Repair Shops,Rental and Leasing Business. ,Agency Services.</p>
Fuyun Acoustics Technology (Shenzhen) Co., Ltd.	<p>Domestic trade, import and export of goods and technologies. The licensed business items are: R&amp;D, production and sales of electronic products and smart wireless Bluetooth headsets; R&amp;D, production and sales of smart wearable and smart health ecological electronic products; R&amp;D, production and sales of smart audio terminal electronic products.</p>
FuYu Electronic Technology (HuaiAn) Co., Ltd.	<p>Research and Development, Production and Processing of New Electronic Components such as Computers and Peripherals,,Servers,Network Communication Equipment (Except Satellite TV Broadcasting Related Facilities),Audio-Visual Equipment, and Electronic Add-on Programs and Cable Components of Automotive Electrical Systems;New Instrument Components;Solar Photovoltaic Cell Components; Plastic Pellets, Rubber Pellets and Their Recycling; Copper and Copper Alloy Wires; Diodes, Transistors and Similar Semiconductor Devices; Development of Accessories and Related Software; Surge protection sockets, Wireless Chargers Devices, Adapters, Media Player Accessories, notebook computer accessories research and development, Development and Processing; Mobile Phones related and Parts and the above-mentioned products and Parts and related software development Molds, Fixtures, electroplating equipment, Automation Equipment, Design and manufacturing of testing equipment; Sales of Hazardous Chemicals Sales (Operation scope approved by the license); Sales of Self-produced Products; Repair, maintenance and consulting services for the above products; Packaging Materials wholesale, retail; Commissioning Agent ( Except for Auctions); self- operated and Acting for the import and export of various commodities and technologies.</p>
Langfang city Fuyang New Energy Technology Co., Ltd.	<p>Photovoltaic Power Generation Technology Development, Technology Transfer, Technical Consultation, Technical Services; Power Station Construction,Operation, Management; Sale of Power.</p>

Company name	Business Scope
LangFang Fertile Plan Logistics Co., Ltd.	Warehousing Operations; Domestic / International Freight Forwarding; Economic Information Consulting; Import / Export Operations.
LangFang YuZhan Technology Limited	Production and Sales of Mobile Phones, Base Station Equipment, Core Network Equipment and Network Detection Equipment and Components of the Abovementioned Equipment; Electronic Components, Digital Audio Equipment, Video Decoding Equipment and Components; Metal / Non-Metal Products Mold Research and Development, Design, Manufacturing; Maintenance and Warehousing of the Abovementioned Products; Import / Export of Goods and Technology.
ALTUS TECHNOLOGY INC.	Electronic Parts and Components Manufacturing, International Trade, Industry Innovation and Incubation Services, Management Consulting Services. ,Real Estate Rental and Leasing. ,Rental and Leasing Business. ,Investment Consultancy, Digital Information Supply Services. ,Intellectual Property. ,Exhibition Services..
Premier Image Technology (H.K.) Limited	Investment Holding
BIG INNOVATION COMPANY LTD.	Electronic Parts and Components Manufacturing, Software Design Services. ,Digital Information Supply Services. ,Product Designing. ,Other Industry and Commerce Services Not Elsewhere Classified. ,Wholesale of Precision Instruments. ,Wholesale of Computing and Business Machinery Equipment., Wholesale of Computer Software., Wholesale of Electronic Materials, Retail sale of Computing and Business Machinery Equipment. ,Retail Sale of Precision Instruments. ,Retail Sale of Computer Software. ,Retail Sale of Electronic Materials. ,telecommunications engineering industry, ,Computing Equipments Installation Construction., International Trade, Other Consultancy. .
LIFE 8 CREATIVE CO., LTD.	Investment Consultancy, Management Consulting Services. ,Other Consultancy. ,Software Design Services. ,Data Processing Services. ,Digital Information Supply Services. ,Other Industry and Commerce Services Not Elsewhere Classified. ,Retail Business Without Shop. ,Investment, Investment, Real Estate Rental and Leasing. ,Industry Innovation and Incubation Services, Agency Services.
HUNAN JUSDA Supply Chain Management Co., Ltd.	Supply chain management and service; logistics park operation service; logistics consulting service; logistics information services; logistics agency services; International Freight Forwarding Agents; Domestic Freight Forwarding; General freight Agents; Domestic shipping agency; international shipping agency; air freight agency; customs declaration agency service; ;Packaging, loading and unloading, transportation full service agency; warehousing agency services; Warehousing management service; cargo warehousing (excluding hazardous chemicals and monitoring products) (limited to branches); cold chain warehousing (limited to branches); cold chain operations; cold chain Management; cold chain logistics; general cargo transportation n (excluding dangerous goods) (excluding dangerous goods); large-scale object transportation; loading and unloading (except sand and gravel); development and construction of computer network platforms; information technology consulting services; business management consulting service; trade consulting service; trade agency; communication Switching Equipment, professional repair of communication transmission equipment; Repair of Electronic Equipment, wholesale; construction materials, shoes, hats, Cosmetics and Hygiene Products, Bulk Food, dairy products, Drinking Water, tea crops and beverage crops, Beverages and Tea, Domestic Liquor, Kitchen Utensils and Daily Sundries, Home Appliances, automobiles, automobiles and parts, motorcycles, wholesale of clothing; logistics information systems, sales of electronic equipment; Sale of Electronic Equipment and Parts.



Company name	Business Scope
Guizhou Hangtuo Wulian Technology Co., Ltd.	IoT technical services; supply chain management services; network freight; road freight transportation; value-added telecommunication services (telecommunication business license); digital logistics; computer software technology development, technical services, computer information system integration services; corporate image planning services, corporate Management consulting services; business information consulting services; logistics information consulting services; freight forwarding agency, packaging, distribution processing, distribution, and information processing integrated services; general cargo road transportation services; warehousing management services; railway freight transportation; Shipping; website construction; e-commerce technology promotion services; computer, communication equipment, electronic product sales; advertising design, production, and delivery services; auto repair and leasing; tire sales; lubricant sales; auto parts sales.
GUIZHOU FUNAYUANCHUANG TECHNOLOGY CO., LTD	Research and Development of New-Nano-Technology Products, Preparation of New-Nano-Technology Product Projects; Preparation of Manufacturing Projects for Touch Systems (Touch Screens, Touch Components, Etc.); Technology Development, Transfer, Service, Consulting, Intellectual Property Rights Consulting; Sales of the Company's Products; Import / Export of Goods and Technology; Wholesale, Import and Export of Electronic Products and Related Supporting Operations. Research and Development and Production of Nanomaterials (Carbon Nanotubes, Carbon Nanotube Lithium Batteries) and Composite Materials; Technical Services, Technical Consultation, Technical Training and Technology Transfer of the Company's Technology.
Guizhou FIH Precision Electronics Co., Ltd.	Production of hygiene products and single-use medical supplies. Power electronic components manufacturing; electronic product sales; communication equipment sales; mobile terminal equipment manufacturing; mobile terminal equipment sales; wearable intelligent equipment manufacturing; wearable intelligent equipment sales; network equipment manufacturing; network equipment sales; communication equipment manufacturing; Information security equipment manufacturing; information security equipment sales; electronic special equipment manufacturing; electronic special equipment sales; Internet equipment manufacturing; Internet equipment sales; film and television recording and playback equipment manufacturing; mechanical equipment leasing; electronic and mechanical equipment maintenance (excluding special equipment); labor services Services (excluding labor dispatch); human resources services (excluding occupational agency activities and labor dispatch services); production of labor protection products; sales of labor protection products; production of special labor protection products; sales of special labor protection products; sanitary products and disposable products Use of medical supplies sales; import and export of goods; import and export agency; transport cargo packaging services; domestic cargo transportation agency; first-class medical device sales; second-class medical device sales; intelligent vehicle equipment manufacturing; intelligent vehicle equipment sales.
Guizhou Fuhuada Electronic Co., Ltd.	Research and Development, Production and Sales of Medium-to-Large-Scale TV, Medium-to-Large-Scale Computers, Portable Computers, Desktop Computers, Multimedia Data Processors, Mobile Communication Systems and Equipment, New Electronic Components, Electronic Whiteboards, Videowalls, New Energy, Energy Saving Products, LED Lamps, Solar Lighting Systems, Smart Lighting Poles, Smart Multimedia Network Machines, New Game Consoles, Electronic Digital Products, Smart Monitoring Equipment, and the Integration of Peripheral Products and Related Parts, Software and Hardware Applications of the Abovementioned Products, and After-sales Maintenance Service. Research and Development, Manufacturing, Testing, Installation, Maintenance of LED Display Products, Lighting System Energy-Saving Transformation, Urban Lighting Smart Control System, Contract Energy Management EMC. Wholesale, Import / Export of Related Products of the Abovementioned and related Supporting Operations.
DYNAMIC COMPUTING TECHNOLOGY CO., LTD.	Other Consultancy. ,Software Design Services. ,Data Processing Services. ,Retail sale of Computing and Business Machinery Equipment. ,Telecommunication Business Type 2 .

Company name	Business Scope
CloudMed CDMO Co., Ltd.	Electrical and audio-visual electronic product manufacturing, wired communication machinery and equipment manufacturing, wireless communication machinery and equipment manufacturing, electronic component manufacturing, telecommunications-regulated radio-frequency equipment manufacturing, general equipment manufacturing, optical equipment manufacturing, electrical installations, computers Equipment installation industry, telecommunications engineering industry, international trade industry, intellectual property rights industry, information software service industry, data processing service industry, electronic information supply service industry.
Sound Solutions International Co.,Ltd.	Production of new electronic components (chip components), digital sound playback equipment and accessories, spare parts for machinery and equipment maintenance; technology development, technical consultation, technical services; development of new electronic components (chip components), digital sound playback equipment and accessories , Machinery and equipment maintenance spare parts, acoustic, optical equipment and accessories; sales of self-produced products; wholesale, commission agency (except auction) and import and export of the above products and electronic machinery products; sales of electronic products and communication equipment.
Sound Solutions (Zhenjiang) International Co., Ltd.	Production of new electronic components (chip components), digital sound playback equipment and accessories, spare parts for machinery and equipment maintenance; technology development, technical consultation, technical services; development of new electronic components (chip components), digital sound playback equipment and accessories , Machinery and equipment maintenance spare parts, acoustic, optical equipment and accessories; sales of self-produced products; wholesale, commission agency (except auction) and import and export of the above products and electronic machinery products; sales of electronic products and communication equipment. General items: labor services (excluding labor dispatch).
SSIPrecision Equipment (Zhenjiang) Co., Ltd.	Engaged in research and development, sales and technical development, technical consultation and technical services of precision mechanical products and technological electronic products; sales of electronic products and communication equipment; design and manufacture of tooling and molds; design and manufacture of stamping parts and injection molding parts; electronic components, electromechanical Component development and manufacturing; self-operated and agency import and export business of various commodities and technologies.
Synergy Integration Technology (Shanghai) Inc	Import / Export of Goods and Technology; import and export of goods.communications equipment Sales; mobile terminal equipment Sales; optical Communication Equipment Sales; network equipment Sales; electronic components and electromechanical component equipment Sales; Electronic Products Sales; Computer Hardware and Software and Supporting Equipment Retail; Office Equipment and Related Accessories Consumables Sales; Cloud Computing Equipment Sales; Information Security Equipment Sales; Artificial Intelligence Hardware Sales; Digital Video Monitoring System Sales; Internet-of-Things Equipment Sales; Smart Car Equipment Sales; Smart Home Consumer Equipment Sales; Home Appliances Sales; Home Appliances and Parts Sales; Home Audiovisual Equipment Sales; Audio Equipment Sales; Instrumentation Sales; Daily Goods Sales Sales; Used Goods Sales (except for licensing); general equipment repairs; computer and office equipment repairs; Computer system and Software Development services; computer and communications equipment leasing; office equipment leasing services; information system integration services; intelligent control system integration; artificial intelligence industry application system integration services; electronic information industry technical services, technology development, Technology Transfer, Technology Promotion ,Internet-of-Thingstechnical services; Exhibition Services; Camera and video Production services (except aerial surveying and mapping, film and television Production); Domestic trade agency.

Company name	Business Scope
Synergy Circulation Technology Co., Ltd.	Electronic Parts and Components Manufacturing,Computers and Computing Peripheral Equipments Manufacturing.,Wholesale of Computing and Business Machinery Equipment.,Wholesale of Telecom Instruments. ,Wholesale of Computer Software.,Retail sale of Computing and Business Machinery Equipment. ,Retail Sale of Telecom Instruments. ,Retail Sale of Computer Software. ,Retail Business Without Shop. , International Trade,Software Design Services. ,Data Processing Services. ,Digital Information Supply Services. , Waste treatment industry, resource recycling industry, waste disposal industry,Electric Appliance and Audiovisual Electric Products Repair Shops.
Rayprus Technologies Ltd.	Wholesale of Electronic Materials, International Trade,Research Development Service,Management Consulting Services. ,Product Designing. .
Xinjiang Kaopu Supply Chain Management Co., Ltd.	Technology development, technology transfer, technology promotion, technology consulting, technical services; warehousing services, agency services, machinery equipment leasing, domestic road freight forwarding; sales: machinery equipment, electrical equipment, electronic components, hardware, chemical products, automotive supplies, tires, lubricants, auto parts, motorcycle parts; Cultural and artistic exchange activities planning, conference services, exhibition display, corporate image planning, stage art modeling planning, corporate management consulting, corporate marketing planning, business information consulting, computer graphic design, production; design, production, agency, release of domestic Advertising; road general cargo transportation, car maintenance, beauty, leasing and related services; car sales and maintenance, vehicle cleaning, car decoration services, vehicle annual inspection agency services, second-hand car brokerage, motor vehicle insurance agency, car decoration services, domestic Trade, import and export of goods and technology, loading and unloading services, packaging services, storage, packaging and transportation of agricultural and sideline products; Multimodal transportation, house leasing, venue leasing, advertising space leasing, e-commerce, parking management services, supply chain management consulting, supply chain design and optimization, logistics supply chain management and related supporting services; financial consulting services; computer software and system development, application, maintenance; general freight; special cargo transportation (container), railway transportation.
Yuan Kang Agricultural Technology Co., Ltd.	Sports and Cultural Activities Planning, Marketing Planning, Exhibition Planning, Conference Services, Education Information Consultation, Environmental Information Consulting, Catering Management Information Consultation; Graphic Design, Packaging Material Design; Agricultural Product Cultivation and Breeding Technology Research and Development; Agricultural Technology Consulting; Vegetables, Fruit Development of Pollution-Free Cultivation Techniques and Products; Research and Development, Wholesale, Technical Consultation, Retail, Import / Export and Related Supporting Businessof Agricultural Cultivation Technology Equipment, Craft Gifts (Excluding Ivory Products and Cultural Relics); Transfer of Proprietary Technical Achievements; Aftersales Service. Chinese and Western Food Businesses; Production and Sales of Coffee, Cakes, Hot and Cold Beverages and Snacks; Pre- Packaged Food (Excluding Reheated Prepackaged Food), Research and Development, Wholesale of Health Food, Technical Consultation, Retail, Import /Export and related Supporting Operations. Fertilizer (Nutrient solution A/B fertilizer) Development, retail, wholesale and related services.

Company name	Business Scope
YanTai FuLiTong International Trading Co., Ltd.	Electronic Products Sales; computer and office equipment maintenance; instrumentation Sales; instrumentation repair; electronic components wholesale; electronic components retail; Electronic-specific Equipment Sales; special equipment repair; Molds Sales; Home Appliances Sales; Home Appliances and Parts Sales; communications equipment Sales; auto parts wholesale; auto parts retail; plastic products Sales; Internet Sales (except for products that require a license for Sales); Daily Goods Sales Sales; Daily Sundries Sales; Household Items Sales; Labor Protection Supplies Sales; knitted textiles Sales; shoes and hats wholesale ;Shoes and hats retail;apparelwholesale;apparel retail;hardware productswholesale;Retail Sale of hardware products;Toys Sales;Sales of office supplies Sales;Arts And Crafts and collectibles retail (except ivory and its products);Glasses Sales (excluding invisible glasses) );cosmeticswholesale;cosmetics retail;First-Class Medical Equipment Sales;Second-Class Medical Equipment Sales;Outdoor Products Sales;washing and dyeing service;photographic expansion service; information technology consulting services;Advertising Design, agency; Sales agency; parking lot services; Non-residential real estate lease; professional cleaning, cleaning, disinfection services; FoodOperation (SalesPre-Packaged Food); FoodOperation (Sales Bulk Food); Infant formula milk powder Sales; import and export of goods;Import / Export of Goods and Technology.
EFEIHU YANTAI)LIMITED	Technical services, technology development, Technology Consulting, technical exchanges, Technology Transfer, Technology Promotion; Ticketing Agent services; Warehousing Services; Daily Goods Sales Sales; Home Appliances retail; Kitchen Utensils and Daily Sundries wholesale; Kitchen Utensils and Daily Sundries retail; Daily Goods retail ;Household Items Sales;apparel retail;apparelwholesale;shoes and hats wholesale;shoes and hats retail;watches and watches Sales;Luggage Sales;Outdoor Products Sales;mother and baby products Sales;automobiles decoration products Sales;hardware productswholesale;Retail Sale of hardware products;personal hygiene products Sales;knitted textiles Sales;Labor protection supplies Sales;Sales of office supplies Sales;chemical products (excluding dangerous chemicals) Sales (excluding dangerous chemicals) Sales (excluding licensed Chemical Products); Building Materials Sales; Gift Floral Sales; Glass Sales (excluding invisible glasses) );Pet Food additive Sales; auto parts retail; Bicycles and Parts retail; Furniture Sales; Electronic Products Sales; Home Appliances Sales; Mechanical Equipment Sales; Computer software and hardware and auxiliary equipment retail; Computer and office equipment maintenance; Software Development; Graphic Design Production; Photographic expansion service;Mechanical Equipment Leasing;;Professional cleaning, cleaning, disinfection service; Typing and copying; First-Class Medical E quipment Sales; Second-Class Medical Equipment Sales; Second-Class Medical Equipment Sales; FoodOperation( SalesPre-Packaged Food); FoodOperation( Sales Bulk Food); Infant Formula Milk Powder Sales; import and export of goods; Import / Export of Goods and Technology.
YanTai FuTaiTong International Logistics Co., Ltd.	Warehousing; International and Domestic Intermodal Freight Forwarders; Product Economic Information Consultation; Import / Export of Goods and
YanTai FuHuaDa Precision Co., Ltd.	Development, Production and Operation of New Flat Panel Displays, New Electronic Components, LCD TVs, Digital TV Sets, Metal Product Molds, Standardized Mold Parts, Tool and Die Manufacturing and Parts of the Abovementioned Products; Assembly of Projectors; Provision of Related Technical Advice and After-sales Service; Import / Export, Wholesale and Related Supporting Operations of the Abovementioned Company's Own Products.
Yantai Economic&Technological Development Area Hon	Vocational Qualifications And Vocational Skills Training.
Yantai Ur New Material Technology Co., Ltd.	New bio-materials, plastic pellets, plastic products research and development, production, sales and technical consulting, technology promotion, service, transfer, import and export of goods and technology.

Company name	Business Scope
KING GIANTS PRECISION IND. CO., LTD.	Metal Heat Treating.,Machinery and Equipment Manufacturing,Other Machinery Manufacturing Not Elsewhere Classified,Electric Power Supply, Electric Transmission and Power Distribution Machinery Manufacturing,Other electrical machinery and electronic mechanical equipment manufacturing industry,Automobiles and Parts Manufacturing,Aircraft and Parts Manufacturing,Other Transport Equipment and Parts Manufacturing,Other Photographic and Optical Instruments Manufacturing,Wholesale of Machinery,Wholesale of Other Machinery and Equipment, International Trade,Intellectual Property. .
Inncom Technology (ChongQing) Co., Ltd.	TFT-LCD Flat Panel Display Screen, New Electronic Components, Portable Micro-Computer Development, Production, Sales and After-sales Service; Import / Export, Wholesale Business and Related Supporting Services of Similar Products Categories to the Above Products; Warehousing Services; Design, Manufacturing and Heat Treatment of Metal / Non-Metal Product Molds Product Molds, Fixtures, Inspection Fixtures, Sheet Metal Products and Parts; Processing Various Steel Plates, Aluminum Materials. Wholesale, Import and Export and Related Support Operations for the Abovementioned Products; Design, Production and Sales of Electronic Products, Home Appliances, Automobiles, Motorcycles and Parts.
CHIUN MAI COMMUNICATION SYSTEMS, INC.	Manufacturing of data storage and processing equipments,Wired Communication Equipment and Apparatus Manufacturing,Wireless Communication Equipment and Apparatus Manufacturing,Photographic and Optical Equipment Manufacturing, Communication engineering, Electric Appliance Installation,Computing Equipments Installation Construction.,Wholesale of Household Appliance. ,Wholesale of Telecom Instruments. ,Wholesale of Computer Software.,Retail Sale of Household Appliance. ,Retail Sale of Telecom Instruments. ,Retail Sale of Computer Software. ,Wholesale of Computing and Business Machinery Equipment.,Retail sale of Computing and Business Machinery Equipment. ,Software Design Services. ,Data Processing Services,Digital Information Supply Services. ,General Advertising Services. ,Electronic Parts and Components Manufacturing,Wholesale of Electronic Materials,Retail Sale of Electronic Materials. , International Trade,Intellectual Property. ,Restrained Telecom Radio Frequency Equipments and Materials Manufacturing. ,Restrained Telecom Radio Frequency Equipments and Materials Import.
LINKOOH TECHNOLOGY INC.	Electric Appliance Installation,Computing Equipments Installation Construction.,Apparatus Installation Construction,Wholesale of Stationery Articles, Musical Instruments and Educational Entertainment Articles,Wholesale of Household Appliance. ,Wholesale of Computing and Business Machinery Equipment.,Wholesale of Computer Software.,Retail Sale of Household Appliance. ,Retail sale of Computing and Business Machinery Equipment. ,Retail Sale of Computer Software. ,Retail Business Without Shop. ,Other Consultancy, International Trade,Other Consultancy. ,Software Design Services. ,General Advertising Services. , Leaflet Distribution,Product Designing. ,Audio Tape and Record Publishers.,Software Publication.,Arts and Literature Service.,Agents and Managers for Performing Arts, Entertainers, and Models.,Electric Appliance and Audiovisual Electric Products Repair Shops,Exhibition Services.,Rental and Leasing Business. .
JiaShan PV Technology Co. Ltd.	Development, Construction, Management, and Power Generation of Photovoltaic Power Generation; Procurement, Sales, Management, and Related Technology Development and Application, Consulting Services for New Energy Projects and Related Supporting Facilities and Equipment such as Photovoltaic Power Generation and System Integration; Import and Export of Technology.
Jia Ming Leasing (Shanghai) Company Limited	Financial Leasing Business; Leasing Business; Purchase of Domestic and Foreign Leased Properties; Residual Value Processing and Maintenance of Leased Property; Lease Transaction Consulting and Guarantor; Commercial Factoring Operations Related to Main Businesses.

Company name	Business Scope
Jiaxing Zhixie Trading Co.,Ltd.	Household appliances, electronic products and accessories, computer software, network equipment, cameras and equipment, toys, metal products, metal materials, new optical materials, environmental protection equipment, chemical products (except dangerous chemicals and precursor chemicals), textile raw materials , Needle textiles, hardware, mechanical equipment, pulp, rubber and plastic products, auto parts wholesale and retail; after-sale technical consultation; electronic product repair services; engaged in the import and export business of commodities and technology; environmental protection, new materials Technical research and development, technical consulting, technical services, technical promotion; research and development and sales of plastic raw materials.
JiaXin Aifengpai Trading Co.,Ltd.	Sales and After-sales Services of Home Appliances, Electronic Products and Accessories, Computer Software, Network Equipment, Cameras and Equipment, Toys; Import / Export Operations; Computer Network Technology Development, Web Design, Network Engineering, Computer-related Technology Development, Transfer, Consulting and Services, Online Sales; Acquisition, Testing, Utilization of Waste Materials; Electronic Product Maintenance Services; Electronic Equipment Rental Services.
G-TECH Optoelectronics (Shenzhen) Co.,Ltd	Research and Development, Production and Operation of New Flat Panel Display Screens, Display Screen Materials; Import / Export, Related Supporting Services and Wholesale Operations for Display Screens, Display Screen Materials, Photovoltaic Glass, Mobile Communication Products, Parts, Display Screens and Photovoltaic Glass Production Equipment, and Related Raw Materials.
Fushirui ChenDu Precision Industry Co., Ltd.	Development, Production and SalesAutomation Equipmenta and Automation Peripherals,Automation Fixtures;digital control system,servo system, home appliance frequency conversion system,precision CNC machine tools,plastic injection molding machine tools,precision CNC machine tools,metal forming machinery,,Electronic-specific Equipment, Test Equipment and other Products. Wholesale and Import / Export Operations of the Abovementioned Products; Equipment Modification, Relocation, Maintenance, Repair and Other Services.
Fushirui Zhengzhou Precision Industry Co., Ltd.	Development and Sales of Automation Equipment and Automation Peripheral Equipment, Automatic Fixtures, Etc.; And Provision Of Services such as Renovation, Relocation, Repair, and Maintenance of the Abovementioned Equipment and Fixtures; Provision of Rental Services for Houses; Rental of Machinery and Equipment; Numerical Automatic Control Systems, Servo Systems, Home Appliance Frequency Conversion System, CNC Automatic Control Software, Plastic Injection Molding Machine, Precision CNC Machine Tools, Metal Forming Machinery, Electronic-specific Equipment, Testing Equipment and other Products. Wholesale, Import / Export Business of The Above Products.
Guangzhou Wangliu Logistics Co., Ltd.	Sales of office supplies; sales of building materials; retail of hardware products; international freight forwarding by land; international freight forwarding; international freight forwarding by air; supply chain management services; container leasing services; engaged in international container ship and general cargo ship transportation; general cargo warehousing Services (excluding hazardous chemicals and other items that require approval); car rental; agricultural machinery rental; transportation equipment rental services; storage equipment rental services; construction machinery and equipment rental; loading and unloading; coal and product sales; metal material sales ;Hardware product wholesale;Daily necessities sales;Internet sales (except for the sale of goods that require a license);Domestic trade agency;Trade brokerage;Domestic freight forwarding agency;Road freight transportation;Cargo import and export;Import and export agency;Customs declaration business;Urban distribution shipment service

Company name	Business Scope
GUANGZHOU JUSDA SUPPLY CHAIN MANAGEMENT CO., LTD.	Information consulting services (excluding licensing information consulting services); supply chain management services; domestic freight forwarding; international freight forwarding; domestic container freight forwarding; general cargo warehousing services (excluding hazardous chemicals and other items that require license approval) ); software development; information technology consulting services; domestic trade agency; cosmetics wholesale; cosmetics retail; hygiene products and disposable medical supplies sales; non-vessel shipping business; loading and unloading; customs declaration business; import and export agency; Import and export; road freight transport; food business.
Guangzhou Ur Materials Technology Co., Ltd.	Specialty Chemical Products Manufacturing; Material Science Research, Technology Development; Sales of Products Produced by the Company; Import / Export of Goods; Wholesale and Retail of Chemical Products.
China ASEAN Supply Chain Management Co., Ltd.	Supply chain management (except for special regulations in the country); domestic and international freight forwarding services (except shipping agency); road cargo transportation (specific projects subject to approval by the relevant regulatory departments); warehousing services (except for hazardous chemicals); handling, loading and unloading services; economic and trade consulting services; business information consulting services; investment consulting services; electronic products (except products under special national regulation), communication products (except products under special national regulation), frozen containers (freezers) and spare parts repair services; goods or technology Import and export (except for the import and export of goods and technologies that are prohibited by the state or involve administrative approval); food production, processing and sales (the specific projects are subject to the approval of the regulators); fruit processing and sales (unless the country has special regulations); Transportation and warehousing consulting services; packaging services; business agency services (except for special state regulations); freight hubs (stations); packaging services for transportation goods.
Yulin Yuchai Warehousing Service Co., Ltd.	General cargo warehousing services; loading and unloading; domestic freight forwarding; international freight forwarding; information consulting services (excluding licensing information consulting services); social and economic consulting services; computer hardware and software and auxiliary equipment wholesale; computer software and hardware and Auxiliary equipment retail; software development; electrical machinery and equipment sales; electronic product sales; mechanical equipment sales; agricultural machinery sales; auto parts wholesale; auto parts retail; fire equipment sales; metal material sales; fertilizer sales; lubricant sales; construction Sales of materials; sales of refractory materials; sales of paper products; sales of rubber products; sales of batteries; sales of knitted textiles; wholesale of apparel and apparel; retail of apparel and apparel; Retail of goods (except ivory and its products); wholesale of hardware products; retail of hardware products; sales of household appliances; sales of daily necessities; sales of agricultural and sideline products; sales of office supplies; Enterprises); Recycling of Renewable Resources (except production scrap metal); Recycling of production scrap metal; Renewable resource processing; Renewable resource sales. Road freight transportation; various engineering construction activities; professional construction operations.
Guangxi Yuchi Zhilian Technology Co., Ltd.	Road freight transportation; international road freight transportation; import and export of goods; insurance agency business; dangerous chemicals business; food business. General items: non-vessel shipping business; domestic freight forwarding agency; international freight forwarding agency; supply chain management services; retail of computer software, hardware and auxiliary equipment; coal and product sales; domestic trade agency; business management consulting; general cargo warehousing services ( excluding hazardous chemicals and other items that require approval); loading and unloading; car leasing; new car sales; auto parts retail; auto parts wholesale; business agency services; building materials sales; technical services, technical development, technical consultation , technology exchange, technology transfer, technology promotion.

Company name	Business Scope
Guangxi Youfu Logistics Co., Ltd.	Road freight transport. General items: non-vessel shipping business; general cargo warehousing services (excluding hazardous chemicals and other items that require approval); loading and unloading; supply chain management services; domestic trade agency; new car sales; car rental; Sales of auto decoration products; wholesale of auto parts; sales of special equipment; property management; business agency services; information consulting services (excluding licensing information consulting services).
Guangxi Dynamic Power technology development Co., Ltd.	Food business (sale of prepackaged food); road transport of goods. New product development, research and technical services related to the automotive industry; production (branch only) and sales of lubricants, chemical products, engine parts, auto parts, auto tires, and auto maintenance and repair equipment; sales: construction machinery and accessories , generator sets and accessories, Wujinjiaodian, plastic products (except disposable foam plastic products and ultra-thin plastic bags), diesel engines, automotive accessories, mechanical and electrical equipment, electronic products, mechanical equipment, diesel engines and accessories, fire fighting equipment, metal Materials, fertilizers, lubricants, building materials, minerals, rubber products, solar cells, clothing, handicrafts, household appliances, daily necessities, agricultural and sideline products, office supplies, knitted textiles, aluminum, steel; import and export of goods or technologies; Supply chain management services; house and site leasing; economic information consulting, investment information consulting, enterprise management information consulting; general cargo warehousing services; loading and unloading; domestic cargo transportation agency.
Guangxi Yuchai MRT Logistics Co., Ltd.	General freight, special cargo transportation (tank container); international road general cargo transportation; cargo transit and warehousing; domestic cargo transportation agency, international cargo transportation agency; supply chain management and related supporting services; logistics information consulting, economic information consulting, Enterprise investment information consulting, enterprise management consulting services; technical development and sales of computer software, hardware and network equipment; mechanical and electrical products, electronic products, construction machinery, agricultural machinery, diesel engines and accessories, fire equipment, metal materials, chemical products, lubrication Oil, building materials, minerals, fertilizers, paper and products, rubber, rubber products, solar energy conversion materials, solar cells, crystalline silicon films, textiles, clothing, handicrafts (except ivory and its products), hardware products, electrical products, Japanese Sales of general merchandise, agricultural and sideline products, office supplies; import and export trade; investment in logistics industry; handling and loading and unloading services.
Guangxi Kairui Supply Chain Management Co., Ltd.	Supply chain management services; domestic freight forwarding agency; general cargo warehousing services; loading and unloading; new car sales; auto parts retail; auto decoration sales; auto parts wholesale; tire sales; hardware product wholesale; hardware product retail. Road freight transport; international road freight transport.



Company name	Business Scope
Guangxi Fumeng Innovation Technology Co., Ltd.	First-Class value-added telecommunications business;import and export of goods;Internet information services. Non-residential real estate leasing; information system operation and maintenance services; Development and Production of New Electronic Components,Broadband Access Network Communication System Equipment,Transmission Communication System Equipment,Metro Ethernet Communication System Equipment,Wireless Local Area Network (Wide Area Network) Equipment,High-End Routers,High-end Switches,Portable Microcomputers, Vehicle Communication Device,Mobile Internet Device,Tablet Computer,Satellite Navigation and Positioning Receiver Equipments,Wireless Communication Module,Optical Transceiver Module,Module Casing,1-Trillion Bitrate Passive Optical Network Terminal,Base Station Filters,Digital Cameras,Video Recording Devices,Digital TV Sets,Digital Audio and Video Decoding Devices,Mobile Phones,Satellite TV Reception Facilities(Limited to Processing Trade),Solar Cells,Solar Battery Packs,Network Security and Storage Products,Web Servers,and Components of the Aforementioned Products.,Supporting Products (Including Packaging Business), (Above items limited to branch companydevelopment), Construction of supporting development auxiliary facilities, Sales of Self-produced Products,Provision of After-Sales Service;Import / Export, Wholesale Operation and Related Supporting Services;logistics information consultation,Electronic Information Product Technical Consultation;Business Services;Electronic Product Testing and Certification Services; Software and Hardware Technology .
Guangxi Changxing Tire Sales Co., Ltd.	General items: tire sales; lubricating oil sales; food business (only pre-packaged food); auto parts retail; auto decoration sales; loading and unloading; supply chain management services. Road freight transport.
Guangxi Changtu Tire Sales Co., Ltd.	Wholesale and retail: tires, auto supplies, auto parts; supply chain management, road freight transportation.
Guangxi Changda Tire Sales Co., Ltd.	Wholesale and retail: tires, auto supplies, auto parts; road freight transportation.
Guangxi Changqi Tire Sales Co., Ltd.	General items: sales of tires; sales of auto decoration products; retail of auto parts; wholesale of auto parts; supply chain management services; sales of lubricants; sales of chemical products (excluding licensed chemical products); sales of rubber products; retail of hardware products; Wholesale of hardware products. Road freight transport.
Guangxi KUKU Supply Chain Technology Co., Ltd.	Road Freight Transport; Road Freight Transport (Internet Freight). General projects: technical services, technical development, technical consultation, technical exchange, technology transfer, technology promotion; information consulting services (excluding licensing information consulting services); software development; artificial intelligence application software development; domestic freight forwarding agency; international freight Transportation agency; supply chain management services; material handling equipment manufacturing; intelligent material handling equipment sales; material handling equipment sales; auto parts wholesale; auto parts retail; tire sales.
Pan Zhou Fu Gui Kang Precision Electronic Co. Ltd.	Research and Development, Production and Sales of LCD TVs, Digital TVs, LCD Modules, Electronic Whiteboards, Precision Optical Lenses, Optical Components, Glass Components, Lens Components, Camera Modules, Smart Monitoring Devices, Large Computers, Portable Computer, Desktop Computer, Multimedia Data Processors, Mobile Communication System and Equipment, New Electronic Components, Video Wall, New Energy, Energy-Saving Products, LED Lamps, Solar Lighting Systems, Smart Lighting Poles, Smart-Multimedia Network Machines, New Game Console , Electronic Digital Products and Supporting Products of the Abovementioned Products and Related Parts, Software and Hardware Application Systems Integration, After-sales Maintenance Services. Research and Development, Manufacturing, Testing, Installation, Maintenance of LED Display Products. Energy-Saving Renovation of Lighting Systems, Urban Lighting Smart-Control Systems, Contract Energy Management EMC. Wholesale, Import / Export of Related Product Categories of the above Products and Related Supporting Operations.
FOXNUM TECHNOLOGY CO., LTD.	Research, Design, Development, Manufacturing and Sale of:

Company name	Business Scope
Zhengzhou Yongyang Testing Services Co., Ltd	Agricultural product quality and safety testing; inspection and testing services. Technical service, technology development, technical consultation, technical exchange, technology transfer, technology promotion; manufacturing of special equipment for electrical machinery; manufacturing of electronic components and electromechanical components; manufacturing of power electronic components; sales of electronic components and electromechanical components; power electronics Component sales; information security equipment manufacturing; information security equipment sales; metal forming machine tool manufacturing; metal forming machine tool sales; special equipment sales.
ZhengZhou Justa Logistics Co., Ltd	Road general cargo transportation (including refrigeration); international freight forwarding by land, sea and air; customs declaration and inspection; domestic trade; import and export of goods or technologies; trade consulting services; economic information consulting; maintenance and testing of electronic products and components; Loading, unloading and handling services; equipment leasing and maintenance; warehousing services; logistics information technology technology logistics software research and development, design, consulting.
Zhengzhou Jusda Industrial Park Development Co., Ltd.	Warehousing Facilities and Related Supporting Facilities, Construction, Operation and Management of Industrial Facilities, Related Consulting Services;;Supply chain management;Warehousing Services;international freight forwarding agency;Freight;Customs Declaration and Inspection Agency; Import / Exports of Goods and Technology;Electronic Online Sales Of Products, Food, Etc;Technical Research and Development, Design and Consultation of Logistics Information Consulting and Logistics Software; Wholesale, Import / Export of Medical Equipment and Devices, Cosmetics and Prepackaged Foods.
Zhengzhou Zhunxuntong technology Co., Ltd.	Computer Software and Hardware Technology Development, Technical Consulting, Technology Transfer, Technical Services; Information Technology Research And Development; Information Consulting, Business Management Consulting (Except Stocks, Securities, Futures, Finance), Logistics Information Consulting and Related Consulting Services; Customs Declaration, Online Trade, Supply Chain Management and Related Supporting Services; E- Commerce, International and Domestic Trade and Related Services; Customs Solutions; International and Domestic Freight Forwarding and Logistics Related Services.
Zhengzhou Airport Economic comprehensive Experimen	Handling Various Micro-Loans; Handling Consulting Services for the Development, Management, and Finance of Small-to-Medium-Sized Enterprises; and other Businesses approved by the relevant Provincial Authorities.
Zhengzhou Fuyu Occupation training school	Processing Center Operators, Painters, Electronic Equipment Assembly Workers, User Communication Terminal Maintenance Personnel, E-Commerce Personnel.
Zhengzhou Fuyusheng Energy Technology Co., Ltd.	Solar Photovoltaic System Integration Technology Development and Application; Solar Photovoltaic Grid Power Generation and Sales.
Zhengzhou Fuyucheng Agricultural Biotechnology Co., Ltd.	Development and Application Advanced Technologies or Cultivation Of Vegetables, Fruits and Flowers (Including Soil-less Cultivation); Development, Promotion and Consultation of Agricultural Technology; Wholesale and Retail of Prepackaged Food.
ZHENGZHOU FULIAN HONGREN TECHNOLOGY CO.,LTD	Diamond Tool Production and Sales; Diamond Tool Inspection and Maintenance Services; Cutting Tool Design, Production, Sales, Testing, Maintenance and After-sales Service; metal surface processing technical services; Import / Export of Goods and Technology.

Company name	Business Scope
Zhengzhou WanmaYun Elec. Technology Co., Ltd.	Technical Research and Technical Services for Electronic Products, technical development, Technology Transfer, Technology Consulting; Mobile Phones and mobile communications equipment technology development, Sales and Development (branch operation); filming and camera services; Electronic Products, Own Car Rentals; Exhibition services; Office equipment sales; Sale and leasing; Electronic Products after-sales service; Room booking services, accounting services; Design, Production, agency, Advertising, Graphic Design; Education consultation (Excluding classes and training); Wholesale and Retail: Mechanical Equipment, electronic components, hardware and electrical equipment, Electronic Products, Digital Products, Stationery, camera equipment, Computer Hardware and Software and Supporting Equipment, Cosmetics and Hygiene Products, sporting goods, textiles, clothing, Leather Products, Daily Goods, Furniture, Jewelry, contraceptive equipment (excluding contraceptive pills), vegetables and fruits, Home Appliances, Arts And Crafts, Primary edible agricultural products, Watches Glasses, Toys, Electric vehicles, Bicycles and related accessories, automobiles and motorcycles Accessories, Instruments, Ceramics, rubber and plastic products, Floral, decorative materials, communications equipment; Pre-Packaged Food (Including refrigerated and frozen Food), Health Food, Milk Formula; Publishing; Business Management Consulting; Food Delivery; Cultural and arts events planning; Corporate Information Consulting (Excluding Finance, Securities and Futures); Ticketing Agency and Travel Information Consultation; Import / Export Businesses of Goods And Technology.
Kaopu Information Technology (Beijing) Co., Ltd.	Technology development, technology transfer, technology promotion, technology consultation, technical service; warehousing services (excluding hazardous chemicals); commission to provide labor services (excluding queuing services, escort services, foreign labor service cooperation); machinery equipment leasing; domestic road freight forwarders; sales of mechanical equipment, electrical equipment, electronic components, hardware, chemical products (excluding hazardous chemicals and class 1 chemicals), tires, lubricants; organization of cultural and art exchange activities (excluding performances, chess and cards) Room); conference services; contractor exhibition display; corporate image planning; stage art modeling planning; corporate management consulting; corporate marketing planning; business information consulting; computer graphic design, production; design, production advertising; general freight, special cargo transportation ( container).
Kaopu Information Technology (Shenzhen) Co., Ltd.	Information technology development, technology transfer, technology promotion, technical consulting, technical services; mechanical equipment leasing (excluding financial leasing); international and domestic freight forwarding; mechanical equipment, electrical equipment, electronic components, hardware, chemical products, tires, lubrication. Sales of oil; undertaking approved cultural and art exchange activities; conference planning; exhibition display planning; corporate image planning; performance stage modelling and planning; corporate management consulting; corporate marketing planning; business information consulting; computer graphic design and production; warehousing services (excluding hazardous chemicals); labor dispatch; general freight; special cargo transportation (containers).
XINGFOX ENERGY TECHNOLOGY CO., LTD.	Batteries Manufacturing.
Hengyang Fuxiangyun Culture Co., Ltd.	Production, Distribution and Agency for Advertisements; Sales of Lamps, Lighting, Electronic Products and Parts; Technical Development, Technical Consultation and Sales Of Computer Software; Graphic Design; Import / Export of Various Products And Technologies.

Company name	Business Scope
Hengyang Yuzhan Precision Technology Co.,Ltd	Precision Molds, Metal / Non-Metal Mold Components, Machine Components, Electronic Products and Parts development, Design, Development, Sales and maintenance; Automation Equipment and related Key Components, Hardware Products, Sheet Metal Products, Injection Molding Plastic Products Development, Design, Development, Sales; Heat Treatment; Third Generation and Subsequent Generations of Mobile Communication Systems and Mobile Phones, base stations, core network equipment and network testing equipment and Components, New Electronic Components, digital audio and video decoding equipment and their Components are engaged in the research; export of goods and technology; R&D of smart home products and Parts, smart wearable products and Parts, wholesale, Development; Plastic Hardware Products, portable automatic data processing equipment, portable electronic browsers, Remote Control, Speakers and the above Development of peripheral supporting equipment and parts of the product; development of smart speakers, smart helmets, smart Robots, and parts of the above products; development of Home Appliances, smart car Electronic Products, car networking terminal equipment and parts of the above products , Development, Warehousing Services; Multifunctional Industrial Robots, Peripheral Automation Fixtures, Technical Development of Mechanical Processing and Parts, Development, Wholesale; Mobile Phones and Parts, Mobile Development and Sales of communication system and Parts; Development and Sales of disposable general medical masks, N95 masks; Output of mask equipment and related technical services; non-residential real estate leasing; machinery and equipment leasing; human resources services (excluding labor dispatch); daily life services for residents.
HENGYANG HENGZHIFU FINANCE AND ACCOUNTING SERVICES CO.,LTD	Accounting Agency, Financial consulting, Accounting Services.
HengYang FuTaiHong Precision Industry Co., Ltd.	Information system integration services; computer technology, Internet technology technology, information technology technology development, transfer and services; Software Development; teaching equipment, Computer Software's Sales; career intermediary services; information technical services; computer technology, education information, Internet information technology, Information technology technology, Internet-of-Things technology, intelligent technology, Mechanical Equipment technology, Robots technology, electronic technology, communication Technical Consulting Services; technology project agency, bidding and evaluation services; teaching Molds and teaching aids manufacturing; large-scale event organization planning services ;Advertising Design, Production, publishing services; commercial complex management services; gifts, mechanical and electrical products Sales; Hardware mechanical and electrical products, testing equipment, intelligent equipment manufacturing and related and Parts research and development, Development and Sales; construction of e-commerce platforms; cloud services Platform development and construction and services; Human resource services (excluding labor dispatch).
Industrial Fulian Hengyang Zhizaogu Co., Ltd.	Vocational skills training; human resources services; vocational intermediary services; primary and intermediate vocational training for personnel; organizing cultural and artistic exchange activities; undertaking exhibitions; intelligent manufacturing technology consulting services; education information consulting services; practice training equipment R&D and sales; stationery , teaching aids, courseware, book sales.
XilinGol League Beiguobatu Supply Chain Management Co., Ltd.	Supply chain management services; networking and computer technology development, technology transfer, technology promotion, technical consulting, technical services; warehousing services; mechanical equipment rental; mechanical equipment, electrical equipment, electronic components, hardware, chemical products (excluding hazardous chemicals and class A precursor chemicals), tires, lubricant sales; organization of cultural and art exchange activities; conference services; exhibition display services; corporate image planning; stage art modeling planning; business management consulting (excluding investment and investment consulting); enterprises Marketing planning; computer graphic design and production; advertising design and production; general cargo road transportation; container transportation; logistics services.

Company name	Business Scope
Ur Industry Materials (LangFang) Co., Ltd.	Surface Treatment of Industrial Materials (Except Spraying) and Testing; Development, Production and Sales of Industrial Materials; Import / Export of Goods and Technology.
Ur Materials Industry (ShenZhen)Co., Ltd.	Production and Operation of Optoelectronic Products and Parts, Optical Products and Parts, Organic Polymer Materials, Optical Plates, Environmentally Friendly Optical Films, Optical Glass Cover, Optical Plastic Cover, Optical Mold Components, Optical Lenses, Carbon Fiber Composite Materials, Glass Fiber Composite Materials, Modified Plastic Particles, Environmentally Friendly Plastic Granules, New Plastic Materials, Research and Development of the Abovementioned Products and Packaging Materials, Chemical Products (Excluding Hazardous Chemicals), Optical Coatings, Optical New Materials, New Environmentally Friendly Composite Materials, Wholesale, Technical Consulting, Technical Services, Import / Export and Related supporting Operations, Technical Transfer of Proprietary Achievements, and After-sales Service of the Aforementioned Products and related equipment technical support, development, sales. Chemical products.
Ur New Materials Technology (Wuhan) Co., Ltd	R&D, processing, manufacturing, wholesale and retail of plastic raw materials and plastic products; plastic material technology development, technical consultation, technology promotion, technology transfer; import and export of goods, technology import and export (excluding goods or technologies prohibited or restricted by the state ); wholesale and retail of chemical products (excluding hazardous chemicals); recycling and utilization of renewable resources (excluding productive scrap metal recycling).
Ur Hongxin Testing Technology (Dongguan) Co., Ltd.	Testing technology research and development and technical services; product quality identification (excluding import and export commodities); product quality inspection and testing services; electronic certification services; laboratory design services; import or export of goods or technologies.
Ur Hongxin Detection Technology (Shenzhen) Co., Ltd	Laboratory Testing, Calibration, Inspection, Product Certification, Management System Certification, Inspection and Testing Technology and Consulting Services, Import / Export of Goods and Technology.
Jinan Development Property Development Co., Ltd.	Property Management,house leasing and related consultation services.
Scienbizip Consulting (SZ) Ltd.	Enterprise Management Consulting, Economic Information Consulting, Scientific and Technological Information Consulting, Intellectual Property Rights Information Consulting (Excluding Patent Agents).
Scienbizip Consulting (Far East) Co., Ltd.	Management Consulting Services. .
QUKUAILIAN INFORMATION TECHNOLOGY (SHENZHEN) CO., LTD.	Software Development; Sales of own computer and Internet-related products; own computer and Internet Technology Transfers and related consulting services; corporate marketing planning;Corporate Information Consulting.
HonYuan International Investments Co., Ltd.	Investment.
Hongzhaoda Integrated Innovative Service(Kunshan) Co.,Ltd	Packaging, Assembly, Repair, Inspection and After-sales Services for Computers, Servers, Flat-Panel TVs and Monitors, Mobile Phones and Handheld Devices, Network Equipment, Photography and Video Camera Electronics and Components, Research And Development of the Technology regarding the Abovementioned Products, Wholesale, Import / Export and Commission Agents (Excluding Auctions), Warehousing Logistics and Related Technical Consultation of Similar Goods and Parts; Call Center Services in the form of Service Outsourcing.
INGRASYS TECHNOLOGY INC.	Data Storage Media Manufacturing and Duplicating,Wired Communication Equipment and Apparatus Manufacturing,Electronic Parts and Components Manufacturing,Computing Equipments Installation Construction.,Wholesale of Computing and Business Machinery Equipment.,Retail sale of Computing and Business Machinery Equipment. ,Wholesale of Computer Software.,Retail Sale of Computer Software. , International Trade, Automobiles and Parts Manufacturing, Wholesale of Motor Vehicle Parts and Supplies., Wholesale of Electronic Materials , Retail Sale of Electronic Materials. ,Restrained Telecom Radio Frequency Equipments and Materials Manufacturing. ,Restrained Telecom Radio Frequency Equipments and Materials Import.

Company name	Business Scope
HongZhun Precision Tooling (KunShan) Co., Ltd.	Develop and Produce New Electronic Components, Precision Stamping Dies (precision higher than 0.02mm), Precision Cavity Molds (precision higher than 0.05mm), Mold Standard Parts, Electronic Special Equipment, Test Instruments, Tooling, Smart Cups and Accessories of the Abovementioned Products, Smart home equipment, smart consumer equipment, automobile parts and accessories, medical instruments and equipment and their accessories,Air Purifier and Accessories, Environmental Protection Equipment, High-Grade CNC Machine Tools, Automated and Elevated Warehouse Facilities, Automatic Testing Equipment, Vertical Multi-Joint Industrial Robots, Industrial Control Computers; Full computer manufacturing, computer parts and components manufacturing, other computer manufacturing; Sales of Self-produced Products.Sheet Metal Products Pressing and Processing.
HongZhun Precision Tooling (ShenZhen) Co., Ltd.	Production and Operation of Electronic Addon Programs,Components related to Integrated Circuits,various types of Precision Electronic Components and Precision Molds..
Foxway Precision Industrial (HangZhou) Co., Ltd.	New Electronic Components, Broadband Access Network Communication System Equipment, High-end Routers, Precision Die, Portable Microcomputers, Portable micro-computers,Digital Cameras, Digital Camcorders, Development and Production of the Abovementioned Products,Own products Sales and After-sales Services; Wholesale, Import / Export of the Abovementioned Products.
Hon Hai Investment Advisers Co., Ltd	Venture capital, investment consulting, and management consulting.
Hon Hai International Investment Co., Ltd	Venture capital, investment consulting, and management consulting.
Hongfu (Shenzhen) Equity Investment Fund Management Co., Ltd.	Trusted asset management and investment management; equity investment and trust management equity investment funds.
HONG FU CHENG Technology (Tianjin) Co., Ltd	Development and Design, Sales, Maintenance and Installation of Electronic Products and Accessories, Computer Hardware / Software and Accessories, Home Appliances and Accessories, Communication Equipment and Accessories; Development, Design and Sales of Molds, Hardware, Plastic Products,Metal Materials, Building Materials; Warehousing Services Agency; Property Management; Import / Export of Goods and Technology.
HON FU CHENG PRECISION ELECTRONICS (CHENGDU) CO., LTD.	Development, Design, Production, Sales, Maintenance and Installation of Electronic Products, Portable Microcomputers, New Flat Panel Displays, Medium-to-Large-Sized Electronic Computers, Data Communication Multimedia Systems, Digital Audio-Visual Video Systems, Third-Generation and Subsequent Generations of Mobile Communication Systems and Mobile Phones, Servers (Excluding Basic Telecommunication Services, Value-added Telecommunication Services), Base Station Equipment (Excluding Satellite Ground Receiving Equipment and Items Regulated Nationally), Core Network Equipment and Network Testing Equipment and Components, Precision Molds , Metal and Plastic Die-cut Parts, Interface Materials, Aluminum Profiles for Electronics and Industrial use, Aluminum Materials for Architectural Decoration, Aluminum Alloy Doors and Windows, related Parts and Accessories of the Abovementioned Products; Warehousing (Excluding Hazardous Chemicals, Finished Oil Products and Other Items under Special National Provisions), Maintenance, Testing of Electronic Products, Computer and Supporting Equipment Business; Import / Export of Goods and Technology; Property Management (with relevant Qualifications for Operation); Human resources intermediary services.
Hongfuzhun Precision Shenzhen Co., Ltd.	Development and Production of Automation Equipment and related Key Components, Automation Peripherals, Automation Fixtures, Precision Spindles, Servo Drive Systems, digital control system, Injection Molding Machines, Import/Export. Provision of Equipment Transformation, Relocation, Repair and Maintenance Services.

Company name	Business Scope
HongFuTai Precision Electronics (YanTai) Co., Ltd.	Research and Development, Testing, Maintenance, Production of Medium-to-Large-Sized Electronic Computers, Portable Computers, New Electronic Components, New Instrument Components, Electronic Special Equipment, Precision Die, Standardized Mold Parts, Data Communication Multimedia System, Game Consoles, Large-Capacity (Magnetic) Disk Memory, Optical Disk Drive, Digital Video Recorder, DVD Player, Portable DVD Player, Digital Camera, Photocopying Machine, Wireless Mobile Communication System, Home Appliances, Wearable Display Devices, Electronic Dictionary and Parts; Import, Export, Wholesale and related Supporting Business of The Abovementioned Non-Company-Produced Products; Spare Parts for Smart Robots, Air Purifiers, Displays, Remote Controls and Parts of the Abovementioned, Assembling Projectors, LCD TVs and Digital TV Sets, Processing Steel, Aluminum and Copper Materials, Sale of the Company's own Products; Production and Processing of Vehicle-related Products, Driving Recorders, Face Recognition Modules; Warehousing, Freight Forwarding; Customs Declaration Agency Services, Inspection Agency Services, Vehicle Rental.
Hongfu Inno ( Hangzhou ) Co., Ltd.	Wholesale: Class I, Class II Medical Devices, Tablets, Mobile Phones, Portable Electronic Devices, Automotive Electronic Device Materials, Computer Hardware / Software and Supporting Equipment, Cameras, Photographic Equipment, Digital Printing Equipment, Home Entertainment Electronic Devices, Office Automation Supplies, Digital Home Products, Home Appliances, Communication Products, Network Products, Toy Products (Except Analog Toys), Electronic Products (Except Electronic Publications), Electronic Components and Electronic Accessories; Services: Medical Machinery and Medical Devices, Electronic Digital Software, Hardware / Software Development and Consulting Services, Transfer of Product Results, Computers and Tablets; Computer System Integration; Transfer of Proprietary Technical Achievements; Import / Export of Goods and Technologies; Electronic Information Technology Consulting and Technical Services; Investment Management; Information Consultation (Excluding Product Intermediary); Property Management.
HONGFUSHENG PRECISION ELECTRONICS (ZHENGZHOU) CO., Ltd.	Production and Operation of Third-Generation and Subsequent Generations of Mobile Communication Systems and Mobile Phones, Base Stations, Core Network Equipment and Network Detection Equipment and Components, New Electronic Components, Digital Audio-Visual Decoding Equipment and Components; Metal / Non-Metal Products Molds Design and Manufacturing; Development, Design, Manufacturing and Maintenance of LED Display Panels, Mobile Phone Accessories, Electronic Products; Renovation, Relocation, Repair and Maintenance Services of the Abovementioned Equipment; Research and Development of Mobile Communication Systems, Research and Development and Testing of Computer and Mobile Phone related Software / Hardware, System Integration, Application Services and Related Technical Services; Electronic Product Technology Development; Computer Network Engineering, Network Technology Development, Technology Transfer, Web Design; Technology Testing Services and Technical Consultation; Recycling, Repair, Sales and After-sales Service of Used Electronic Products and Communication Equipment; Sales of: Computer Hardware and Software and Accessories, Electronic Products, Home Appliances, Hardware and Electrical Supplies, Photography Equipment, Mechanical Equipment, Communication Equipment, LED Displays, Mobile Phone Accessories; Business Information Consultation (except Finance, Futures, Stocks, Securities); Import/ Export Business of Goods and Technology; Warehousing Services (Excluding flammable, combustible, and dangerous chemical products) Development and Sales of protection masks, protective gear and equipment, and labor protection products.

Company name	Business Scope
<p>HONGFUJIN PRECISION INDUSTRY (WUHAN) CO., LTD</p>	<p>Production of road motor vehicles. General items: Wholesale of computer software and hardware and auxiliary equipment; retail of computer software and hardware and auxiliary equipment; manufacturing of computer software and hardware and peripheral equipment; mold manufacturing; mold sales; display device manufacturing; display device sales; electronic component manufacturing; electricity Sales of electronic components; computer system services; maintenance of computers and office equipment; sales of cameras and equipment; manufacturing of cameras and equipment; manufacturing of radio and television equipment (excluding radio and television transmission equipment); manufacturing of communications equipment; sales of communications equipment; repair of communications equipment; Wearable intelligent equipment manufacturing; film and television recording and playback equipment manufacturing; television manufacturing; information system integration services; hardware product manufacturing; plastic product manufacturing; general equipment manufacturing (excluding special equipment manufacturing); mechanical equipment research and development; currency-specific equipment manufacturing; water resources Special machinery and equipment manufacturing; mobile terminal equipment manufacturing; battery manufacturing; household appliances manufacturing; household appliance installation services; renewable resources processing; cloud computing equipment technical services; electronic product sales; copying and offset printing equipment manufacturing; network equipment manufacturing; network equipment Sales; virtual reality equipment manufacturing; motor vehicle manufacturing; power transmission and distribution and control equipment manufacturing; electric vehicle charging infrastructure operation; motorcycle spare parts manufacturing; other electronic device manufacturing.</p>



<p>Hongfujin Precision Industry (Shenzhen) Co., Ltd.</p>	<p>Water heaters, optics, metering, testing instruments, intelligent Remote Control, electronic heating components, Power Distributors, Power Conversion Sockets, Hardware Plastic Products, Precision Molds, various types of computers Mainframe, Micro-Computers, Portable Computers, Notebook Computers, Multimedia Computers and Servers, Data Communication Multimedia Systems, New Displays, household electric heating appliances and devices, New Power Electronic Components, Wire and Cable Components, Power Supplies, Computer Motherboards, Optoelectronic Materials, Optoelectronic Devices, Active / Passive Components, Sensors, Mono-mode Fiber and New Technology Equipment Supporting Communication Networks, Related Cards for Communications and Networks, CD-ROM Drives, Optical Disc Drive, Video Signal Recording and Playback Equipment for Multimedia Computers, Digital Audio and Video Systems(Excluding TV Sets, and Nationally Regulated Products), Precision Ceramic Products, Optical Communication Ceramic Casings, Photoelectric Clip Tools, Optoelectronic Manufacturing Equipment, Plastics and related Products, Digital Cameras and key parts, Photocopiers, Wireless Phones, Electronic-specific Equipment(Including Mobile Phone Manufacturing Equipment, Semiconductor Manufacturing Equipment, LCD PANEL MANUFACTURING EQUIPMENT), Projectors, Solder Paste, LCD Digital TV, Equipment supporting Automation, Mobile Phones, Multimedia Phones, Satellite Navigation and Positioning Receiver Equipments, Smart Electronic Toys, automobiles, Home Appliances and Communications and other Electronic Products, Multidimensional Stereo Glasses, LCD Integrated Sales Terminals, Printer Ink Cartridge, New Environmentally Friendly Energy-Saving Lamps, Pocket- Sized Data Recording and Playback Machines, Security Control Products, Automatic Cash Dispensers, Micro Cash Sorting Machines, Solar Cells, Solar Battery Packs, Smart Wearable Products, Various Photographic Cameras and Accessories, Multimedia Recording Equipment and Accessories, Multimedia Players and Parts, Vending machines (including coin exchange machines), automatic teller machines, solar power generation devices, smart mobile service equipment, Class II Medical Equipment and similar products of the above products and their components and accessories (except game consoles, digital satellite TV receivers) R&amp;D, Design, Sales, Import / Export and Related Supporting Businesses (excluding franchise, special control, monopoly products and restricted items); Non-quota Authorization Management, Export of Purchases Non-Franchised Products; Technology Consulting business; advertising business; Packaging Business; Warehousing and Storage; logistics business; solar photovoltaic grid-connected power generation and Sales, contract energy management business; transfer of self-developed technological achievements. Sales of oscillating atomizers. Water heaters, optics, measurement, testing instruments, intelligent Remote Control , Electronic heating components, Power Distributors, Power Conversion Sockets, Hardware Plastic Products, Precision Molds, Mainframe, Micro-Computers, Portable Computers, Notebook Computers, Multimedia Computers and Servers, Data Communication Multimedia Systems, New Displays, household electric heating appliances And device, New Power Electronic Components, Wire and Cable Components, Power Supplies, Computer Motherboards, Optoelectronic Materials, Optoelectronic Devices, Active / Passive Components, Sensors, Mono-mode Fiber and New Technology Equipment Supporting Communication Networks, Related Cards for Communications and Networks, CD-ROM Drives, Optical Disc Drive, Video Signal Recording and Playback Equipment for Multimedia Computers, Digital Audio and Video Systems(Excluding TV Sets, and Nationally Regulated Products), Precision Ceramic Products, Optical Communication Ceramic Casings, Photoelectric Clip Tools, Optoelectronic Manufacturing Equipment, Plastics and related Products, Digital Cameras and key parts, Photocopiers, Wireless Phones, Electronic-specific Equipment (Including Mobile Phone Manufacturing Equipment, Semiconductor Manufacturing Equipment, LCD PANEL MANUFACTURING EQUIPMENT), Projectors, Solder Paste, LCD Digital TV, Automation Peripherals, mobile phones, Multimedia Phones, Satellite Navigation and Positioning Receiver Equipments, Smart Electronic Toys, automobiles, household appliances and communications, etc. Electronic Products' zinc, aluminum alloy die-casting and its Processing and Parts, Multidimensional Stereo Glasses, LCD Integrated Sales Terminals, Printer Ink Cartridge, New Environmentally Friendly Energy-Saving Lamps, Pocket-Sized Data</p>
--	--

Company name	Business Scope
	Recording and Playback Machines, Security Control Products, Automatic Cash Dispensers, Micro Cash Sorting Machines, Solar Cells, Solar Battery Packs, Smart Wearable Products, Various Photographic Cameras and Accessories, multimedia recording equipment, Multimedia Players and Parts, vending machines (including coin exchange machines), Automatic teller machines, solar power generation devices, game consoles, game console shells, virtual reality product shells, software products, Internet-of-Things electronic software and hardware, computer software and hardware, Computer System Integration, computer network technology, computer network Development of software, computer application software, smart mobile service equipment, Class II Medical Equipment and similar products of the above products and its components and accessories; precision instruments, equipment maintenance; steel plate stamping and cutting Processing. Processing of oscillating atomizers. The above Operation range does not include satellite TV broadcast ground receiving facilities and key components, and navigation electronic map compilation.
Hong Fujin Precision Industry (HengYang) Co., Ltd.	Production and Operation of Third-Generation and Subsequent Generations of Mobile Communication Systems and Mobile Phones, Base Stations (Excluding Satellite Terrestrial Receiving Equipment), Core Network Equipment and Network Testing Equipment and Components, Hardware Plastic Products, Die-Cut Parts made of Interface Materials, Electronics and Industrial Aluminum Profiles, Aluminum Materials for Architectural Decoration and Aluminum Alloy Doors and Windows, Precision Molds, Medium-to-Large-Sized Electronic Computers, Portable Microcomputers, Servers, Data Communication Multimedia Systems, New Flat Panel Displays, Digital Audio-Visual Systems And the Parts and Components of the Abovementioned Products; Warehousing, Maintenance, Testing of Electronic Products, Computer and Supporting Equipment Operations; Property Management; non-residential real estate leasing; machinery and equipment leasing services; transportation equipment leasing services; domestic freight forwarding agents; human resources services (excluding labor dispatch); daily life services for residents.
HongFuJin Precision Electronics (ChengDu) Co., Ltd	Production and Operation of Third-Generation and Subsequent Generations of Mobile Communication Systems and Mobile Phones, Base Stations (Excluding Satellite Terrestrial Receiving Equipment), Core Network Equipment and Network Testing Equipment and Components, Hardware Plastic Products, Die-Cut Parts made of Interface Materials, Electronics and Industrial Aluminum Profiles, Aluminum Materials for Architectural Decoration and Aluminum Alloy Doors and Windows, Precision Molds, Medium-to-Large-Sized Electronic Computers, Portable Microcomputers, Servers, Data Communication Multimedia Systems, New Flat Panel Displays, Digital Audio-Visual Systems And the Parts and Components of the Abovementioned Products; Warehousing, Maintenance, Testing of Electronic Products, Computer and Supporting Equipment Operations; Property Management.

Company name	Business Scope
HongFuJin Precision Electronics (ChongQing) Co., Ltd.	Class II Medical EquipmentDevelopment. Design and Manufacturing of Metal / Non-Metal Products; Portable Microcomputers and Components, Wireless Modules, Wireless Chargers, Wireless Network Adapters, Trackers, TV Recorders and Converters, New Flat Panel Displays, New Electronic Components, Special Materials for Semiconductors and Components, Development, Production, Remanufacturing and Operation of Photocopiers and Related Parts and Expendables, Printers, Printer Ink Cartridges and Components; Production and Operation of Third-Generation and Subsequent Generations of Mobile Communication Systems and Mobile Phones, Core Network Equipment and Network Detection Equipment; Technical Development and Technical Consultation for Information Communication Network Systems and other Application Systems; Laboratory Equipment, Industrial and Electronic Products Inspection and Analysis , Testing Technical Consultation; Production and Sales of Engineering Plastic Products and Plastic Alloys and Waste Plastics Dissolution and Reuse;Development, Production and Sales of LCD TVs, TV Components and Modules, Speakers, Speaker Parts and Modules; Molds, Fixtures, Fixtures, Stamping and Forging Parts, Motorcycles and Home Appliances, Design, Development, Manufacture, Processing and Sales of Recording Equipment for Vehicle-use; Import / Export, Wholesale and related Supporting Operations of the Abovementioned Products and Products of similar Categories (Excluding Licensed, Specially Regulated, Exclusive Products and Restricted Categories); Self-owned House Leasing, Business Management Consulting Services; Business Information Consulting Services; Property Management Services; Computer and Office Equipment Maintenance.
Hongfujing Precision electronic KaiLi) Co., Ltd.	Design and Manufacturing of Metal / Non-Metal Products; Portable Microcomputers and Components, Wireless Modules, Wireless Chargers, Wireless Network Adapters, Trackers, TV Recorders and Converters, New Flat Panel Displays, New Electronic Components, Special Materials for Semiconductors and Components, Development, Production, Remanufacturing and Operation of Photocopiers and Related Parts and Expendables, Printers, Printer Ink Cartridges and Components; Production and Operation of Third-Generation and Subsequent Generations of Mobile Communication Systems and Mobile Phones, Core Network Equipment and Network Detection Equipment; Technical Development and Technical Consultation for Information Communication Network Systems and other Application Systems; Laboratory Equipment, Industrial and Electronic Products Inspection and Analysis , Testing Technical Consultation; Production and Sales of Engineering Plastic Products and Plastic Alloys and Waste Plastics Dissolution and Reuse;
HONGFUJIN PRECISION ELECTRONICS (GUIYANG) CO., LTD	Development,Processing, SalesServers,Automatic Optical Switches, Network Equipment,High-Speed Storage Systems and Smart Storage Devices,New Electronic Components,Precision Molds,Switches and Addon Function Modules,Computer Components,Micro-Computers, Mobile Memory Containers,Containerized Data Center,Communication and Network Related Cards,Security Control Products,Hardware Products,plastic products,Mobile Rooms for Data Centers (For Small Machine use),High-End Routers,Third Generation and Subsequent Generations of Mobile Communication Systems and Mobile Phones,base stations,Supporting Testing Products and Components of the Abovementioned Products;Import / Export, Wholesale and Related Supporting Operations of Products in similar categories of the Abovementioned;Server Maintenance, Simple Packaging Business of Electronic Products;Related Technical Consulting Services and After-sales Technical Service.

Company name	Business Scope
HongFuJin Precision Industrial (YanTai) Co., Ltd.	Computer software, hardware and peripheral equipment manufacturing; network equipment manufacturing; film and television recording and playback equipment manufacturing; audio equipment manufacturing; electronic components manufacturing; instrumentation manufacturing; electronic special equipment manufacturing; digital video surveillance system manufacturing; Amusement equipment manufacturing; camera and equipment manufacturing; toy manufacturing; first-class medical device production; first-class medical device sales; second-class medical device sales; special equipment repair; mobile terminal equipment manufacturing; display device manufacturing; general equipment repair; Repair of household appliances; maintenance of computers and office equipment; manufacturing of slides and projection equipment; wholesale of hardware products; wholesale of electronic components; sales of plastic products; sales of metal products; sales of metal tools; sales of molds; import and export of goods; production of labor protection products; Production of daily masks (non-medical). Class II medical device production.
HongFuJin Precision Electronics (ZhengZhou) Co., Ltd.	Customs-supervised cargo warehousing services; inspection and testing services. Network equipment manufacturing; mobile communication equipment manufacturing; integrated circuit manufacturing; electronic components manufacturing; electronic components wholesale; electronic components retailing; other special equipment manufacturing; mold manufacturing; professional design services; communication equipment repair; special equipment repair; instruments Instrument repair; electrical equipment repair; storage equipment rental services; data processing and storage support services; mobile terminal equipment sales; integrated circuit sales; special chemical product sales; conference and exhibition services; technical services, technical development, technical consultation, technical exchange, Technology transfer, technology promotion; TV manufacturing.
Hon Young Semiconductor Corporation	Electronic component manufacturing industry, product design industry, other design industry, information software service industry, electronic information supply service industry, international trade industry, other consulting service industry, research, development, design, manufacture and sale of the following products: 1. Si products Manufacture and foundry 2, SiC power components 3, MEMS (micro-electromechanical) products and Sensor products and their corresponding ASIC analog circuits.
Hyield Venture Capital Co., Ltd.	Venture Capital Operations for Investee Companies. Planning, Consulting, Operational, and Management services for Investee Companies. Operation and Management Consulting for Other Venture Capital Related Businesses. Other Government Approval Related Operations.
HonYiing International Investments Co., Ltd.	Investment.
Hon Chi International Investments Co., Ltd.	Investment.
Foxtron Vehicle Technologies (Hangzhou) Co., Ltd.	Technical service, technical development, technical consultation, technical exchange, technology transfer, technology promotion; auto parts research and development; auto parts and accessories manufacturing; auto parts wholesale; intellectual property services; industrial design services; professional design services; international freight transportation Agency; domestic freight forwarding agency; import and export of goods; import and export agency. Production of road motor vehicles.
Foxtron Vehicle Technologies Co.,Ltd.	Automobiles and Parts Manufacturing,Wholesale of Molds ,Wholesale of automobiles,Wholesale of Motor Vehicle Parts and Supplies., International Trade,Intellectual Property. ,Digital Information Supply Services. ,Product Designing, other design industries ,Research Development Service.
Hong Chi Consultant (Shenzhen) Co., Ltd	Technical Consulting Services,Corporate Information Consulting Services,Consultancy Services.
Hong Ding Management Consultants (Shenzhen) Co., Ltd.	Business Management Consulting,Financial Management Consultants.

Company name	Business Scope
OMNIGUIDER INC.	Computing Equipments Installation Construction.,Wholesale of Household Appliance. ,Wholesale of Precision Instruments. ,Wholesale of Computing and Business Machinery Equipment.,Wholesale of Telecom Instruments. ,Wholesale of Computer Software.,Retail Sale of Household Appliance. ,Retail sale of Computing and Business Machinery Equipment. ,Retail Sale of Precision Instruments. ,Retail Sale of Telecom Instruments. ,Retail Sale of Computer Software. ,Retail Business Without Shop. , International Trade,Other Consultancy. ,Software Design Services. ,Data Processing Services. ,Digital Information Supply Services. ,General Advertising Services. , Leaflet Distribution,Product Designing. ,Book Publishers.,Computer Recreational Activities; research and develop service industry and software publishing industry.
ANHUI HONGQING PRECISION MACHINE CO., LTD.	Development, Production, Operation, and Leasing of Automation Equipment and Key Components,Automation Peripherals,Automation Fixtures,Precision Spindles,Servo Drive Systems,digital control system,Injection Molding Machines,import and export of goods and technology;Provision of Equipment Transformation, Relocation, Repair and Maintenance Services.
Hong-Qi Mechatronics (Anhui) Co., Ltd.	Development, Production, Sales and Trading of Automation Equipment and Key Components,Automation Peripherals,Automation Fixtures,Precision Spindles,Servo Drive Systems(Including Permanent Magnet Synchronous Servo Motors, High Speed Spindle Motors, Direct-Torque Drive Motors, Permanent Magnets, Servo Drive, Inductive Servo Drive),Busbar Control System (Including CNC Controller,Injection Molding Machine Controller),Injection Molding Machines(Including All-electric, Composite, Light Guide High-Speed Injection Machine),Smart Home Appliances;Engaged in Import / Export Businesses of Goods And Technology.
HON LIN Technology Co., Ltd.	Wholesale of Electronic Materials,Retail Sale of Electronic Materials. , International Trade,Software Design Services. ,Digital Information Supply Services. .
FORTUNE BAY SEMICONDUCTORS (SHENZHEN) CO., LTD.	Wholesale of computers, software and auxiliary equipment, mechanical equipment, hardware products, and electronic products; development and sales of semiconductors, computer software, and information system software; information technology consulting; design and research and development of integrated circuits; mechanical equipment, hardware products, and electronic products : Wholesale, import and export of computers, software and auxiliary equipment and related supporting businesses; engage in import and export of goods and technologies.
Sound Solutions International	Research and development and application of intelligent manufacturing technology, machine vision technology, artificial intelligence technology, research and development and application of intelligent manufacturing production line equipment.
Jiangyu Innovation Medical Technology Chengdu CO.,LTD	Medical technology,biotechnology development,Technology Consulting;genetic testing; computer software and hardware technology development,technical services,Technology Consulting;technology intermediary services; Sales: wearable smart devices,communications equipment,electronic equipment,Instruments,Electromechanical Equipment and Accessories,Home Appliances,fitness equipment,sporting goods,First-Class Medical Equipment;Medical Equipment,communication equipment leasing and technical services; domestic advertising design,agency, release;import and export of goods and technology;Second-Class Medical Equipment Business.; Daily face masks(Non-medical) Development and Sales; Sales of automation control equipment,Molds.
SHIH HUA TECHNOLOGY LTD.	Electronic Parts and Components Manufacturing,Computers and Computing Peripheral Equipments Manufacturing.,Product Designing. ,Biotechnology Services,Research Development Service,Energy Technical Services,Precision Chemical Materials Manufacturing,Cleaning Products Manufacturing,Cosmetics Manufacturing, Industrial Catalyst Manufacturing,Wholesale of Drugs, Medical Goods.,Retail sale of Medical Equipments. , International Trade,Intellectual Property. ,Research, Design, Development, Manufacturing and Sale of:

Company name	Business Scope
Pengloung Real Estate Development (Jincheng) Co., Ltd.	Real estate development: Hongfengyuan Community (Lot: Jincheng Economic and Technological Development Zone 06-01#) ordinary residential project development and construction; Wutongyuan Community (Lot: Jincheng City Planning Zone Fengyang Street North, Jingxi Road West 2007-03)
Bon Shin International Investments Co., Ltd.	Investment.
Teng Yi New Energy Technology (Kunshan) Co., Ltd	Technology Development, Service, Consulting, and Transfer relating to New Energy and Lithium-Ion Batteries; Battery Sales and Import / Export of Goods.
Lankao YuFu Precision Technology Co., Ltd.	Customs supervision cargo warehousing services; import and export of goods; Import / Export of Goods and Technology. Optical glass manufacturing; Optical glass Sales; Technical Glass Products manufacturing; Technical Glass Products Sales; Functional glass and new Optical materials Sales; New material technology research and development ; Mobile terminal equipment manufacturing; Mobile terminal equipment Sales; communications equipment repair; Metal material manufacturing; Metal material Sales; Industrial Design service; Molds manufacturing; Molds Sales; plastic products manufacturing; plastic products Sales; new membrane material manufacturing; new membrane material Sales ; Paper and cardboard container manufacturing; paper products sales; Mechanical Equipment Leasing;; non-residential real estate leasing; general cargo storage service.

**(d) Data of Common Shareholders of Treated-as Controlled Companies and Affiliates**

None

**(e) Overall Business Scope of the Affiliated Enterprises**

Development, Design, Manufacturing and Sale of Computer System Equipment and Related Connectors, Cable Assemblies and Housings, and Foundations.

Development, Design, Manufacturing and Sale of Computer Information Network Systems, Telecommunications, Connectors for Optical and Optoelectronic Products, Cable Assemblies and Components.

Development, Design, Manufacturing and Sale of Components for Consumer Electronics, Automotive and Aerospace Industrial Equipment.

Development, Design, Manufacturing and Sale of Precision Molds, Mold Components and related Equipment. Manufacturing and Sale of Metal and Plastic Parts.

Manufacturing and Sales of Metal Surface Treatment Equipment, Processing Equipment. Sales of Hardware Tools and Equipment related to Mechanical Processing.

Design, Development, Processing, Manufacturing and Sales of Automation Machines and Peripherals.

Development, Design, Agency Services, Sales and After-sales Service for Computer Network and Industrial Computer Software.

Measurement and Inspection Services for Various Mechanical and Electronic Parts and Molds. Development, Manufacturing, Agency Services, and Sales of Inspection Equipment.

Import, Export and Sales of Various Plastic and Base Metal Raw Materials.

Design, Development, Processing, Manufacturing and Sales of Building Materials. Bonded Warehouse and Delivery Center Operations.

Development, Manufacturing, Design, Sales and After-Sales Service of Air and Water Pollution, Noise, and Vibration Prevention, Waste Disposal, Environmental Inspection and Environmental Monitoring Equipment.

Commissioned for the Construction of Plant and Factories, Leasing and Sale of National Residences and Commercial Buildings.

Agency Services, Distribution and Trading of Building Materials and Construction Machinery.

Design and Construction of Lighting and Communication Network Systems. Design and Construction of Health and Safety Systems and Interior Decoration.

Management of Real Estate, Sales Agency Services, Leasing, Contracting and related Agency Business.

Development, Design, Manufacture, Assembly, Processing, Testing and Trading of Integrated Circuits and Foundations.

Development, Design, Manufacturing, Processing and Trading of Optical Disc Players and Components.

Development, Design, Manufacture and Sale of Optical Discs. Manufacture, Processing and Trading of

Hydrogenated Gold Potassium.

Research and Development, Blending, Mixing, Processing, Application, Technology Transfer and Trading of Engineering Plastics.

Import and Export Operations related to the Abovementioned Products.

Wire and Cable Manufacturing. Electronic Component Manufacturing. Corporate Machine Manufacturing. Machine Equipment Manufacturing. Automobile and Parts Manufacturing. Aircraft and Parts Manufacturing. Basic Industries of Other Non-Ferrous Metals. (Magnesium) Industrial Plastic Products Manufacturing.

Data Storage and Processing Equipment Manufacturing. Electronic Materials Wholesale. Electronic Materials Retailing.

Aluminum Foundry. General Investments.

Development, Production, Sales of Communications, Electronic Computer Networks, Optoelectronic Product Components, Base Plat Assembly Processing.

Production and Operation of Various Types of Plugs and Sockets, Plastics, Molds and Parts, Telecommunications Connectors, Computer Network Connectors, Instrumentation Equipment.



## (f) Directors, Supervisors and Presidents of Affiliated Companies

Company name	Title	Name or Representative	Shareholding	
			Number	%
1st Special Material International Holdings Limited	Director	LIN,ZHI-BEN/CHEN,YING-YU/CAI,DONG-TING	0	0.00%
689522 N.B. Ltd.	Director	XU,LI-XIN	0	0.00%
ACHERNAR HOLDINGS LTD.	Director	LIU, JIN-XUN	0	0.00%
AchernarTek Inc.	Director	CHEN,WEI-MING/HUANG,YING-SHI/LIU, JIN-XUN/XIAO,CAI-YOU/ZHANG,CHUAN-WANG/MIN SOE ZAW	0	0.00%
Adams Street Development, LLC	Director	SONG,RUI-YAO	0	0.00%
Advance Automation Holding Co., Ltd.	Director	WANG,XUE-SONG/HUANG,MING-RUI/ZHAO,YUN	0	0.00%
Advance Class Holdings Limited	Director	HUANG,QIU-LIAN	0	0.00%
AFE, INC.	Director	SONG,RUI-YAO	0	0.00%
Aguila Convergence Worldwide, Inc.	Director	GAO,ZHAO-YANG	0	0.00%
Ambit International Limited	Director	GONG,WEN-LIN	0	0.00%
Ambit Microsystems (Cayman) Ltd.	Director	GONG,WEN-LIN	0	0.00%
Anrui Holdings Limited	Director	ZHANG,JIAN-REN	0	0.00%
Apex Gold Limited	Director	ZHOU,ZONG-KAI	0	0.00%
Aptech Electronics Pte. Ltd.	Director	Persis Lee/LIN,TING-TING	0	0.00%
Argyle Holdings Limited	Director	HUANG,QIU-LIAN	0	0.00%
Armadale Holdings Limited	Director	HUANG,QIU-LIAN	0	0.00%
Asia Pacific Telecom Hong Kong Co., Ltd.	Director	YU,XIU-HONG	0	0.00%
Asia Sino Industrial Limited	Director	HUANG,QIU-LIAN	0	0.00%
Asian Luck Industrial Limited	Director	LIU,HUI-YING	0	0.00%
Asiawell Engineering Limited	Director	PAN,LI-ZHONG	0	0.00%
BAKER STREET LLC	Director	SONG,RUI-YAO	0	0.00%
Bang Tai International Logistics Co.,Limited	Director	ZHENG,QI-WEI	0	0.00%
Belkin Asia Pacific Limited	Director	Steven Michael Malony/Singh Jasjit Jay	0	0.00%
Belkin B.V.	Director	Steven Michael Malony/Singh Jasjit Jay/Martino Heijmans/Petrus Johannes van Hanegem/Stephen George Edrich	0	0.00%
Belkin C.V. (US), Inc.	Director	Christopher Lu	0	0.00%
Belkin Canada Corporation	Director	Steven Michael Malony/Singh Jasjit Jay	0	0.00%
Belkin Echo B.V.	Director	Pipkin Chester John	0	0.00%
Belkin Echo Holdings LLC	Director	Steven Michael Malony	0	0.00%
Belkin Gmbh (Germany)	Director	Stephen George Edrich	0	0.00%
Belkin HK Technology Limited	Director	Steven Michael Malony/Singh Jasjit Jay/Ng Ching Jenny	0	0.00%
Belkin Hong Kong Limited	Director	Steven Michael Malony/Singh Jasjit Jay/Ng Ching Jenny	0	0.00%
Belkin Inc.	Director	Christopher Lu	0	0.00%
Belkin India Private Limited	Director	Steven Michael Malony/Singh Jasjit Jay/Ankit Agarwal	0	0.00%
Belkin International, Inc	Director	Steven Michael Malony/Kenneth Wang/Christopher Lu	0	0.00%

Company name	Title	Name or Representative	Shareholding	
			Number	%
Belkin KK	Director	Steven Michael Malony/Tetsushi Noguchi/Singh Jasjit Jay/Jo Taylor	0	0.00%
Belkin Limited-Australia	Director	Steven Michael Malony/Rindal Nicole/Singh Jasjit Jay/Caulfield Stephanie	0	0.00%
Belkin Limited-Korea	Director	Steven Michael Malony	0	0.00%
Belkin Limited-UK	Director	Marc Gary Cooper/Paul John McKenna/Stephen George Edrich/Jasjit Jay Singh/Steven Michael Malony	0	0.00%
Belkin PTE Limited	Director	Steven Michael Malony/Tan Hong Siang Alison Andrea	0	0.00%
Belkin SAS	Director	Steven Michael Malony/Stephen George Edrich	0	0.00%
Best Behaviour Holdings Limited	Director	HUANG,QIU-LIAN	0	0.00%
Best Behaviour Limited	Director	HUANG,QIU-LIAN	0	0.00%
Best Ever Industries Limited	Director	YE,CHENG-EN	0	0.00%
BEST EVER PTE. LTD.	Director	Persis Lee/JIANG,WEN-ZENG	0	0.00%
BEST EVER TECHNOLOGY INDIA PRIVATE LIMITED	Director	Mr. Sonu/JIANG,WEN-ZENG/JIANG,ZHAO-ZONG	0	0.00%
Best Gold Trading Limited	Director	Li, Shu-ching	0	0.00%
Best Leap Enterprises Limited	Director	HUANG,QIU-LIAN	0	0.00%
Beten (Cayman) Limited	Director	LI,GUO-YU	0	0.00%
Beyond Maximum Industrial Limited	Director	HUANG,QIU-LIAN	0	0.00%
Bharat FIH Limited	Director	YU YANG CHIH/CLEMENT JOSHUA FOULGER/HUI CHUNG CHEN/KAM WAH DANNY TAM/DIPALI HEMANT SHETH/VENKATARAMANI SUMANTRAN/ANANTH NARAYAN GOPALAKRISHNAN/RAMARAJ RAJASEKAR	0	0.00%
Big Build Enterprises Limited	Director	PAN,LI-ZHONG	0	0.00%
Big Innovation Holdings Limited	Director	CHEN,WEI-MING	0	0.00%
Breaktime Ltd.	Director	YANG,SHENG-FAN	0	0.00%
Bright Ever Holdings Limited	Director	HUANG,QIU-LIAN	0	0.00%
Broad Praise Limited	Director	PAN,LI-ZHONG	0	0.00%
Burrage Capital Healthcare Offshore Fund II, Ltd.	Director	Wu, Liang-hsiang	0	0.00%
Cai Hung Ning Cloud Application Services Co., Ltd.	Director	HU,ZHI-SHEN	0	0.00%
Carston Limited	Director	HUANG,QIU-LIAN	0	0.00%
Chained Finance Limited (Cayman)	Director	Soulaimane HTITE/LI,REN-JIE/HUANG,DE-CAI	0	0.00%
Chained Finance Limited (HK)	Director	Soulaimane HTITE/LI,REN-JIE/HUANG,DE-CAI	0	0.00%
Champion Era Limited	Director	PAN,LI-ZHONG	0	0.00%
ChanterAnts Enterprise Application Cloud Services Co., Ltd.	Director	HU,ZHI-SHEN	0	0.00%
Charm Prestige Limited	Director	PAN,LI-ZHONG	0	0.00%
Cheong Hing Limited	Director	HUANG,QIU-LIAN	0	0.00%
Chief Expertise Limited	Director	PAN,LI-ZHONG	0	0.00%
China Galaxy Enterprises Limited	Director	ZHOU,ZONG-KAI	0	0.00%

Company name	Title	Name or Representative	Shareholding	
			Number	%
Choice Green Limited	Director	ZHAO,XU-BIN	0	0.00%
Chong Shing Group Limited	Director	CHEN,YUE-FENG	0	0.00%
Ci Fu Technology Holding Limited	Director	WANG,XUE-SONG/HUANG,MING-RUI/ZHAO,YUN	0	0.00%
CircuTech Australia Pty. Ltd.	Director	Xiaohua Ye/Li, Wan-Hsien	0	0.00%
CircuTech Enterprises (HK) Limited	Director	HONG,SONG-TAI/HAN,JUN-WEI	0	0.00%
CircuTech Holdings (Singapore) Pte. Ltd.	Director	CHEN,JING-XUN/QIN,WEI-SHAN/Boey Thiim Fook/ Lim Pang Yong	0	0.00%
CircuTech Holdings Alliances (Netherlands) B. V.	Director	Michael Cheng/CHEN,JING-XUN	0	0.00%
CircuTech Inc.	Director	QIN,WEI-SHAN/CHEN,JING-XUN	0	0.00%
CircuTech International Holdings Limited	Director	HONG,SONG-TAI/CAI,BING-HAN/CHEN,JING-XUN/HAN,JUN-WEI/ GAO,ZHAO-YANG/YANG,WEI-XIONG/LI,JIE-LING/MIAO,HUA-BEN	0	0.00%
CircuTech Investment Holdings (BVI) Limited	Director	HONG,SONG-TAI	0	0.00%
CircuTech Investment Limited	Director	QIN,WEI-SHAN/CHEN,JING-XUN	0	0.00%
CircuTech Japan K.K.	Director	Li, Wan-Hsien/GAO QIAO,LI-HUA	0	0.00%
Clear Merits Limited	Director	XIA,KE-PING	0	0.00%
Clearer Energy Limited	Director	CHEN,JUN-JI	0	0.00%
Cloud Network Technology (Samoa) Limited	Director	HONG,JIN-SHENG/LI,SHUN-DE/HUANG,QIN-XIAN	0	0.00%
Cloud Network Technology Kft.	Managing Director	Peter Talos	0	0.00%
Cloud Network Technology Singapore Pte. Ltd.	Director	Persis Lee/HE,RUI-KUN/LI,SHUN-DE	0	0.00%
Cloud Network Technology USA Inc.	Director	LI,JIE/HONG,JIN-SHENG/LU,JUN-RU	0	0.00%
CMM Service Pte. Ltd.	Director	Persis Lee/HONG,SONG-TAI	0	0.00%
CNG Holding Limited	Director	HONG,JIN-SHENG	0	0.00%
CNTouch Inc.	Director	ZHANG,CHUAN-WANG	0	0.00%
Colour Full Limited	Director	PAN,LI-ZHONG	0	0.00%
Commercial Success Enterprises Limited	Director	HUANG,GUO-RONG	0	0.00%
Competition Optical Technology Limited	Director	Sun, Yu-ching	0	0.00%
Competition Team Ireland Limited	Director	Damien Buckley /Kevin K.W. Chen/Ruth Lu	0	0.00%
Competition Team Technologies Limited	Director	HUANG,QIU-LIAN	0	0.00%
Competition Team Technology (India) Private Limited	Director	YAN,JUN-MING/Ramachandran	0	0.00%
Competition Team Technology (Vietnam) Company Limited	CEO/Supervisor	CAI,QING-HUA	0	0.00%
Competition Team Technology Mexico S.A. de C.V.	Legal Representative	Jose Mauro Eudor Ibarra Montoya	0	0.00%
Competition Team Technology USA Inc.	Director	LI,YU-ZHANG	0	0.00%
Competition Team Trading (India) Private Limited	Director	Venkata Krishna Mohan Kolluri/Sudhakar Akula Venkata	0	0.00%
Creative Group Limited	Director	HUANG,QIU-LIAN/YIN,XIAN-JUN	0	0.00%
Crystal Entertainment Limited	Director	YAO,SHU-HUA	0	0.00%
Cybernet Venture Capital Corp.	Director	GONG,WEN-LIN	0	0.00%

Company name	Title	Name or Representative	Shareholding	
			Number	%
Cybertan Technology Corp.	Director	YOU,ZHE-HONG/LIN,SHI-CHANG/HUANG,GAN/FU,KAI/YAO ,HAI-BO/ZHANG,JING	0	0.00%
Dominant Elite Holdings Limited	Director	Sun, Yu-ching	0	0.00%
Dudoo Ltd.	Director	SUN,HAN-YI/XIAO,CAI-YOU/YE,GUANG-ZHAO/LI,GUANG-YAO/QIU,JIAN-LUN	0	0.00%
Eastern Leap Holdings Limited	Director	PAN,LI-ZHONG	0	0.00%
Eastern Source Investments Limited	Director	PAN,LI-ZHONG	0	0.00%
Eastern Tiger Holdings Limited	Director	HUANG,QIU-LIAN	0	0.00%
Easywell Investment Limited	Director	ZHUANG,YUAN-ZHENG	0	0.00%
EBO International Inc.	Director	LI,YU-LONG	0	0.00%
eCMM Services Inc.	Director	CHEN,JING-XUN/Pei-Chih Shih	0	0.00%
eCMMS Precision Singapore Pte. Ltd.	Director	Persis Lee/HONG,SONG-TAI	0	0.00%
eCMMS S.A. de C.V.	Legal Representative	ZHANG,WEN-NI/LU,JUN-RU/Lauro Campos Daniell	0	0.00%
Eco Clean Technology Inc.	Director	HONG,RONG-CONG	0	0.00%
EFEIHU (HONGKONG) LIMITED	Director	Sun, Yu-ching	0	0.00%
EFEIHU HOLDINGS LIMITED	Director	ZHANG,YOU-MING	0	0.00%
Elegant Enterprises Limited	Director	HUANG,QIU-LIAN	0	0.00%
Eliteday Enterprises Limited	Director	PAN,LI-ZHONG	0	0.00%
Empower SCM Limited	Director	ZHENG,QI-WEI	0	0.00%
ENHANCE EARN INTL LTD.	Director	YE,GUANG-ZHAO	0	0.00%
Enormous Technology Inc.	Director	Joe Lam	0	0.00%
Ensky Technology Pte. Ltd.	Director	Persis Lee/MA,YU-JUAN/LIAO,YI-JUN	0	0.00%
Enterway, Inc.	Director	HUANG,QIU-LIAN	0	0.00%
E-Solution Enterprises Limited	Director	CHEN,LIAN	0	0.00%
Ever Lucky Industrial Limited	Director	ZHAN,WEN-REN	0	0.00%
Excel Loyal International Limited	Director	XIONG,NAI-BIN	0	0.00%
Excel True Holdings Limited	Director	LIN,ZHEN-FU	0	0.00%
Excel Victory Limited	Director	HONG,SONG-TAI	0	0.00%
Execustar International Limited	Director	LIN,JIA-YI/HUANG,SI-HAN	0	0.00%
Expressive Profits Incorporated	Director	JIAN,YI-BIN	0	0.00%
Extra High Enterprises Limited	Director	PAN,LI-ZHONG	0	0.00%
Extra Right Enterprises Limited	Director	PAN,LI-ZHONG	0	0.00%
Fabrigene Limited	Director	Wu, Liang-hsiang	0	0.00%
Fair Pacific Holdings Limited	Director	HUANG,QIU-LIAN	0	0.00%
Falcon Precision Trading Pte. Ltd.	Director	Persis Lee/Yang, Ching-kuang	0	0.00%
Famous Rise International Limited	Director	Sun, Yu-ching	0	0.00%
Fast Victor Limited	Director	ZHOU,ZHAO-HENG	0	0.00%
FE Capital Management Corporation	Director	HU,GUO-HUI	0	0.00%
FE Graham LLC	Director	SONG,RUI-YAO	0	0.00%
FE Haymarket LLC	Director	SONG,RUI-YAO	0	0.00%
FE HOLDINGS USA, INC.	Director	SONG,RUI-YAO	0	0.00%
FE Lake Street LLC	Director	SONG,RUI-YAO	0	0.00%
FE One Main LLC	Director	SONG,RUI-YAO	0	0.00%
FE One West Main Madison LLC	Director	SONG,RUI-YAO	0	0.00%

Company name	Title	Name or Representative	Shareholding	
			Number	%
FE Watermark LLC	Director	SONG,RUI-YAO	0	0.00%
Fenix Industria de Eletronicos Ltda.	Director	ZHENG,RONG-HUANG/SUN,SHAO-HUI/PEI-CHIH SHIH	0	0.00%
Fentonbury Corporation	Director	HUANG,QIU-LIAN	0	0.00%
FEWI Development Corporation	Director	SONG,RUI-YAO	0	0.00%
FG Innovation Company Limited	Director	LIU,DENG-RONG/ZHOU,JIAN-MING/HE,GUO-LIANG	0	0.00%
FIH (Hong Kong) Limited	Director	PAN,LI-ZHONG	0	0.00%
FIH Do Brasil Indústria e Comércio de Eletrônicos Ltda.	Administrator	Chung Wu Pan	0	0.00%
FIH Europe Limited Liability Company	Managing director	Peter Talos	0	0.00%
FIH India Developer Private Limited	Director	Chien Liang Liu/Yi Su Mao/Ming Hung Kao	0	0.00%
FIH India Private Limited	Director	Ming Hung Kao/Chih Yuan Lin	0	0.00%
FIH Mexico Industry S.A. de C.V.	Legal Representative	PAUL SHIUNG/Sandra Velazquez/Alejandro Aguirre Mendoza	0	0.00%
FIH Mobile Limited	Director	CHI,YU-YANG/MENG,XIAO-YI/LIU,SHAO-JI/GUO,WEN-YI/ Daniel J. Mehan/TAO,YUN-ZHI	0	0.00%
FIH Reynosa S.A. de C.V.	Administrator	HONG,JIN-SHENG	0	0.00%
FIH Singapore Trading Pte. Ltd.	Director	Persis Lee/Chao Hsu-Ping/XU,CHUN-JIAN	0	0.00%
FII USA Inc	Director	FU,FU-MING	0	0.00%
Fine Mechanical Co., Ltd.	Director	WU,JIAN-HE	0	0.00%
Fine Tech Corporation	Representative: Director/Representative : Director/Director/Director/Director/Director/Director/Supervisor/Supervisor	Koichi Nakagawa/Takeo Nakagawa/HONG,ZHI-QIAN/LIN,ZHONG-ZHENG/YAN QI,HUI-YI/Jay Lee/ LI,GUANG-YAO/ZHOU,ZONG-KAI/LAN, YUAN-WEN	0	0.00%
First Honest Enterprises Limited	Director	PAN,LI-ZHONG	0	0.00%
First Special Material Holding Limited	Director	LIN,ZHI-BEN	0	0.00%
FIT Electronics, Inc.	Director	Chester J. Pipkin/WU,LI-QUN	0	0.00%
FIT Optoelectrónica de México S. de R.L. de C.V.	Director	Pedro Llamas	0	0.00%
FITA Energy Solutions a.s.	Director	Jan Antonín	0	0.00%
Flying Tiger Holdings Co., Ltd.	Director	WU,JIAN-HE	0	0.00%
Focus PC Enterprises Limited	Director	ZHANG,XIAO-YU	0	0.00%
Fortunate Luck Limited	Director	PAN,LI-ZHONG	0	0.00%
FORTUNEBAY TECHNOLOGY PTE. LTD.	Director	Persis Lee/YAO,YAN-ZONG/YAN,JIALIN/CHEN,WEI-MING/	0	0.00%
Foxconn (Far East) Holdings Limited	Director	HUANG,QIU-LIAN	0	0.00%
Foxconn (Far East) Limited(Cayman)	Director	HUANG,QIU-LIAN/HUANG,DE-CAI	0	0.00%
Foxconn (Far East) Limited(HK)	Director	HUANG,QIU-LIAN/HUANG,DE-CAI	0	0.00%
Foxconn (Malaysia) Sdn. Bhd.	Director	Persis Lee /HUANG,QIU-LIAN/LI,QIUGUI	0	0.00%
Foxconn 4Tech s.r.o	Director	Nicolas Monaghan/Allan Bowie Keown	0	0.00%
Foxconn Assembly Holding Corporation	Director	HUANG,QIU-LIAN	0	0.00%
Foxconn Assembly LLC	Director	Stanley Chu	0	0.00%
Foxconn Asset Management LLC.	Manager	WU,ZHENG-GAO	0	0.00%

Company name	Title	Name or Representative	Shareholding	
			Number	%
Foxconn Assets Management Limited	Director	HUANG,QIU-LIAN	0	0.00%
Foxconn Australia Ptv Ltd	Director	Persis Lee/HONG,SONG-TAI/HE,SHUI-PING	0	0.00%
Foxconn Baja California S.A. de C.V.	Director/Director/Director/Director/Director/Legal Representative	LIN,ZHONG-ZHENG /Barry Ferguson/Edgardo Gustavo Blanchet E.de Rivera/ Manuel Horacio Silva Verdugo/YAN,JUN-MING/PENG,YI-LONG/Jose Mauro Eudor Ibarra Montoya	0	0.00%
Foxconn Brasil Industria e Comercio Ltda.	Director	Joseph You/PEI-CHIH SHIH/SUN,SHAO-HUI	0	0.00%
Foxconn Brasil Tecnologia Ltda.	Administrator	SUN,SHAO-HUI/ZHENG,RONG-HUANG	0	0.00%
Foxconn Capital Limited	Director	HUANG,DE-CAI	0	0.00%
Foxconn Corporation	Director	Ching-Hui Hsu	0	0.00%
Foxconn CZ s.r.o.	Director	Allan Bowie Keown/Stephen Robert Mckenna	0	0.00%
Foxconn Digital Manufacturing Solutions, S.A. de C.V.	Administrator/Legal Representative	ZHANG,WEN-NI/Gustavo Robles	0	0.00%
Foxconn DRC s.r.o	Director	Jan Antonín/Allan Bowie Keown	0	0.00%
Foxconn Electronics, Inc.	Director	Joseph Chung/Carol Sun/Ethan Lee	0	0.00%
Foxconn eMS, Inc.	Director	KIRK FLISCHHAUER	0	0.00%
Foxconn Energy Holdings Limited	Director	LI,YU-LONG	0	0.00%
Foxconn Europe Digital Solutions s.r.o.	Director	Nicolas Monaghan/Allan Bowie Keown/Stephen Robert McKenna	0	0.00%
Foxconn European Manufacturing Services s.r.o.	Director	Nicolas Monaghan/CHEN,JING-XUN	0	0.00%
Foxconn EV Energy LLC	Manager	GAO,ZHAO-YANG	0	0.00%
Foxconn EV System LLC	Manager	GAO,ZHAO-YANG	0	0.00%
Foxconn EV Technology Inc.	Director	XIAO,CAI-YOU/JIAN,YI-BIN	0	0.00%
Foxconn Holding Limited	Director	HUANG,QIU-LIAN	0	0.00%
Foxconn Holdings B.V.	Director	TMF Management B.V./ HONG,SONG-TAI	0	0.00%
Foxconn Hon Hai Technology India Mega Development Private Limited	Director	ZHOU,ZHAO-HENG//RAJENDRAN KALIDASAN	0	0.00%
Foxconn Image & Printing Product Pte. Ltd.	Director	Persis Lee/HONG,SONG-TAI/ZHAN,XU-MAO	0	0.00%
Foxconn Industrial Internet (Japan) Co.,Ltd.	Representative: Director/Director/Director/Director/Supervisor	LIU,QING/LI,JUN-QI/WANG,SHU-HUA/CUN,SHANG-DENG/Go Sasanuma/DU,MO-XI	0	0.00%
Foxconn Interconnect Technology Japan Co., Ltd.	Representative: Director/Director/Supervisor	ZHANG,SHUN-ZHI/YAN,JIAN-KUN/Toshiaki Takayama	0	0.00%
Foxconn Interconnect Technology Limited	Director	LU,SONG-QING	219,220,000	3.18%
	Director	LU,BO-QING	21,512,000	0.31%
	Director	PIPKIN Chester John	1,790,000	0.03%
	Director	TRAINOR-DEGIROLAMO Sheldon	0	0.00%
	Director	DENG,GUI-ZHANG	0	0.00%
	Director	CURWEN Peter D	0	0.00%
	Director	CHEN,YONG-YUAN	0	0.00%
Foxconn Interconnect Technology Singapore Pte. Ltd.	Director	Persis Lee/Yang, Tsung-han	0	0.00%
Foxconn International Investment Corporation	Director	HUANG,QIU-LIAN	0	0.00%

Company name	Title	Name or Representative	Shareholding	
			Number	%
Foxconn Japan Co., Limited	Representative: Director/Representative : Director/Director/Director/Supervisor	Chikako Ishida/XIAO,TE-LI/Sun, Yu-ching/YE,YUAN-ZHONG/LAN, YUAN- WEN	0	0.00%
Foxconn Korea Limited	Director	LIN,CHENG-HONG/LI,XING-GEN	0	0.00%
Foxconn OE Technologies Inc.	Director	Pipkin Chester John	0	0.00%
Foxconn OE Technologies Singapore Pte. Ltd.	Director	Persis Lee	0	0.00%
Foxconn Poland Sp. z o.o	Director	YAN,HAN-MIN	0	0.00%
Foxconn Precision Imaging Pte Ltd	Director	Persis Lee/AI,XU- PING/LIN,ZHONG-ZHENG	0	0.00%
Foxconn Precision International Limited	Director	XU,XING-REN/ /LIU,JUN- JIE/CHENG,FANG-YI/CHEN,YI- FAN	0	0.00%
Foxconn Rus, LLC	Director	HONG,SONG-TAI/Jan Antonin	0	0.00%
Foxconn SA B.V.	Director	TMF Management B.V./ HONG,SONG-TAI	0	0.00%
Foxconn Singapore Pte Ltd	Director	Persis Lee/HUANG,QIU- LIAN/ZHOU,ZONG-KAI	0	0.00%
Foxconn Slovakia, spol. s r.o.	Managing Director	Peter Hrčka	0	0.00%
Foxconn Technology (India) Private Limited	Director	YANG,SHU-HUI/HONG,JIN- SHENG/LI,XUAN-XIAN/Priyanka Doshi	0	0.00%
Foxconn Technology CZ s.r.o.	Director	Stephen Robert McKenna/Allan Bowie Keown	0	0.00%
Foxconn Technology India Development Private Limited	Director	Uday Chandra Yemmanuru/YANG,SHU-HUI	0	0.00%
Foxconn Technology Malaysia Sdn. Bhd.	Director	CHEN,FENG-FENG/ZHAN,XU- MAO	0	0.00%
Foxconn Technology Service and Logistics Limited	Director	LU,JUN-RU/Stephen Robert McKenna	0	0.00%
Foxconn TR Teknoloji San. Ltd. sti.	Director	Jan Antonin	0	0.00%
Foxconn Ventures Pte. Ltd.	Director	Persis Lee/Alex Bernard Clavel/ Ho, Kuo-Liang	0	0.00%
Foxconn MOEBG Industria de Eletronicos Ltda	Administrator	PAN,ZHONG-WU	0	0.00%
Foxconn/HonHai Logistics California LLC	Manager	Joe Lam	0	0.00%
Foxconn/HonHai Logistics Texas LLC	Director	Teck Chia	0	0.00%
FOXIA INC.	Director	YANG,SHENG-FAN	0	0.00%
Foxteq (UK) Limited	Director	Ralph Gillespie/Qian Sun	0	0.00%
Foxteq Holdings Inc.	Director	HUANG,QIU-LIAN/HUANG,DE- CAI	0	0.00%
Foxteq Integration Inc.	Director	HUANG,QIU-LIAN/HUANG,DE- CAI	0	0.00%
Foxteq Mexico Developer S.A. de C.V.	Administrator/Legal Representative	Francisco Uranga Thomas (Pancho)/ZHANG,WEN-NI	0	0.00%
Foxteq Services India Private Limited	Director	CHEN,JING-XUN/MUZEEBUR RAHAMAN	0	0.00%
Foxteq Services Japan Corporation	Representative: Director/Director/Director/Supervisor	CHEN,YAN-CHENG/LI,WAN- XIAN/YU,ZHONG-XUN/QIN,WEI- SHAN	0	0.00%
Fu Hong Enterprises Limited	Director	ZHAN,WEN-REN	0	0.00%
Fu Jin Ji Co., Ltd.	Director	TU,JIAN-HUI	0	0.00%

Company name	Title	Name or Representative	Shareholding	
			Number	%
FU JIN JI NETWORK SCIENCE TECHNOLOGY (VIETNAM) COMPANY LIMITED	CEO/Supervisor	CHEN,ZHEN-YU	0	0.00%
Fu Lian Net International (Hong Kong) Limited	Director	XIONG,SHI-LI	0	0.00%
Fu Lian Net International Ecommerce Limited	Director	XIONG,SHI-LI	0	0.00%
FUCHUAN CO., LTD.	CEO/Supervisor	HUANG,MING-TIAN	0	0.00%
FUGIANG CO., LTD	CEO/Supervisor	LIN,SHI-CHANG	0	0.00%
FUHONG Precision Component (Bac Giang) Limited	CEO/Supervisor	ZHUANG,ZI-YI	0	0.00%
FuKang Technology Company limited	CEO/Supervisor	LIN,JIAN-GUO	0	0.00%
Full Bonus International Limited	Director	HONG,SONG-TAI	0	0.00%
Fullertain Information Technologies Limited	Director	ZHOU,XIAN-YING	0	0.00%
FUNING Precision Component Co., LTD.	CEO/Supervisor	ZHUANG,ZI-YI	0	0.00%
Fushan Technology (Vietnam) Limited Liability Company	CEO/Supervisor	MENG, HSIEN-CHUNG	0	0.00%
FUSING International Inc.	Director	LIN,ZHI-HAO	0	0.00%
FUSING International Inc. Pte. Ltd.	Director	Persis Lee /ZHANG,SHU-LI/HONG,ZHI-QIAN	0	0.00%
Fuyu Precision Component Co.,Ltd.	CEO/Supervisor	ZHUANG,ZI-YI	0	0.00%
Gain Legend Investment Limited	Director	HUANG,QIU-LIAN	0	0.00%
Genuine Giant Limited	Director	PAN,LI-ZHONG	0	0.00%
Giant Wealth Holdings Limited	Director	HUANG,QIU-LIAN	0	0.00%
Global Delivery Service Holdings Limited	Director	QIN,WEI-SHAN	0	0.00%
GLOBAL SERVICES SOLUTIONS s.r.o.	Director	Allan Bowie Keown/Nicolas Monaghan/HONG,SONG-TAI	0	0.00%
Glorious Moon International Limited	Director	CHEN,PIN-YI	0	0.00%
Glorious Prospect Enterprises Limited	Director	HUANG,QIU-LIAN	0	0.00%
Glory Star Investments Limited	Director	HONG,JIN-SHENG	0	0.00%
Gold Charm Limited	Director	ZHOU,YAN-PENG	0	0.00%
Golden Harvest Management Limited	Director	HUANG,QIU-LIAN	0	0.00%
Golden Tiger Precision Inc.	Director	DU,MO-XI	0	0.00%
Granco Industrial Limited	Director	PAN,LI-ZHONG	0	0.00%
Grand Champion Trading Limited	Director	PAN,LI-ZHONG	0	0.00%
Grand Deluxe Limited	Director	HUANG,QIU-LIAN	0	0.00%
Grand Occasion International Limited	Director	Li, Shu-ching	0	0.00%
Great Promote Limited	Director	PAN,LI-ZHONG	0	0.00%
Great Sign Investments Limited	Director	PAN,LI-ZHONG	0	0.00%
Hampden Investments Limited	Director	GONG,WEN-LIN	0	0.00%
HCC Teletron (HK) Technology Co., Limited	Director	YAN,HUI-MING	0	0.00%
HCM International Company	Director	HUANG,DE-CAI	0	0.00%
HCS Audio Technology Limited	Director	HONG,SONG-TAI	0	0.00%
Healthconn Corp.	Director	Wu, Liang-hsiang	0	0.00%
Healthconn Limited	Director	Wu, Liang-hsiang	0	0.00%
Healthconn US Corp.	Director	Wu, Liang-hsiang	0	0.00%



Company name	Title	Name or Representative	Shareholding	
			Number	%
Healthvegie Holding Pte. Ltd.	Director	Persis Lee/BAI,PEI-YU	0	0.00%
Healthy Time Group Limited	Director	HONG,JIN-SHENG	0	0.00%
High Command Holdings Limited	Director	HUANG,QIU-LIAN	0	0.00%
High Precision Holdings Limited	Director	ZHOU,ZONG-KAI	0	0.00%
High Smart Limited	Director	HUANG,QIU-LIAN	0	0.00%
Hightech Electronics Components Inc.	Director	HUANG,QIU-LIAN	0	0.00%
Hinco Holdings Limited	Director	ZHANG,JIAN-REN	0	0.00%
Hon Hai GP Holdings Limited	Director	HUANG,QIU-LIAN	0	0.00%
Hong Jin Chang Holdings Co., Limited	Director	LIN,SHI-CHANG	0	0.00%
Hong Kong Ennpower Information Technology Co., Limited	Director	LIN,ZHANG-DE	0	0.00%
HONG YANG HOLDING LTD	Director	HUANG,REN-QI	0	0.00%
Hong Yang Intelligent Technology CO., LTD.	Director	Yang, Tsung-han/YANG, GUANG-LUN/HUANG,REN-QI	0	0.00%
Hoxton Limited	Director	HUANG,QIU-LIAN	0	0.00%
ICI Cayman Limited	Director	GUO,WEN-YI	0	0.00%
Icreate Investments Limited	Director	HUANG,QIU-LIAN/YIN,XIAN-JUN	0	0.00%
ICSA, Inc.	Director	LI,SHUN-DE	0	0.00%
iFP Green Technology (Netherlands) B.V.	Director	Lee, Wan Chung Geurtz, Melchior Antonius Johannes DENG,XIN-YU	0	0.00%
iFP Green Technology (US) Inc.	Director	Cheng, Michael Ichiang DENG,XIN-YU	0	0.00%
iFP Green Technology Limited	Director	Cheng, Michael Ichiang DENG,XIN-YU	0	0.00%
iFP Green Technology Pte. Ltd.	Director	LIN,TAO/Lee, Wei Ying	0	0.00%
Immense Talent Limited	Director	PAN,LI-ZHONG	0	0.00%
InFocus Consumer International Pte. Limited	Director	Persis Lee/XU,CHUN-JIAN /PAN,LI-ZHONG	0	0.00%
Ingrasys (Singapore) Pte. Ltd.	Director	Persis Lee/DING,ZHAO-BANG	0	0.00%
Ingrasys Technology Korea, Inc.	Director	XIE,MING-ZHI/WU,YANG-CHENG /LU,JUN-RU	0	0.00%
Ingrasys Technology Mexico S.A. de C.V.	Administrator	Octavio Raul Parga Jimenez	0	0.00%
Ingrasys Technology USA Inc.	Director	Ed Wu	0	0.00%
Innocom Electronics India Private Limited	Director	Rahul Kumar Chauhan/Huiqian Wang/Huang Yu Ching	0	0.00%
Innomaxx Pte. Limited	Director	Persis Lee/XU,LIANG-QUAN	0	0.00%
INNOVATIVE MEDIA LIMITED	Director	HONG,SONG-TAI/YU,ZHONG-XUN/CHEN,JING-XUN	0	0.00%
IPL International Limited	Director	XU,XING-REN//LIU,JUN-JIE/CHENG,FANG-YI/CHEN,YI-FAN	0	0.00%
Ji Zhi International Holdings Co., Ltd.	Director	WU,JIAN-HE	0	0.00%
Jin Ji Full Internet Of Things Security Data Co., Ltd.	Director	DU,MO-XI	0	0.00%
Jin Ji Full Precision Co., Ltd.	Director	ZHI,JI-LU	0	0.00%
Jin Ji Full Precision Machinery Co., Ltd.	Director	ZHI,JI-LU	0	0.00%
Jin Ji Tiger Investment Holding Co., Ltd.	Director	ZENG,ZHI-KUAN	0	0.00%

Company name	Title	Name or Representative	Shareholding	
			Number	%
JIZHUN PRECISION (H.K.) LIMITED	Director	LI,JUN-QI	0	0.00%
Joy Even Holdings Limited	Director	GONG,WEN-LIN	0	0.00%
Jumbo Rise Management Limited	Director	CHEN,PIN-YI	0	0.00%
Jusda (Hong Kong) Holdings Limited	Director	YANG,QIU-JIN	0	0.00%
JUSDA (SINGAPORE) PTE. LTD.	Director	Persis Lee/YANG,QIU-JIN/LIANG,FU-CHUN	0	0.00%
Jusda Europe s.r.o.	Director	Petr Skoda/YANG,QIU-JIN	0	0.00%
Jusda India Supply Chain Management Private Limited	Director	YANG,QIU-JIN/WU,JUN/CHEN,SHI-JIE/Saurabh Goyal	0	0.00%
Jusda International Holdings Limited	Director	YANG,QIU-JIN	0	0.00%
Jusda International Limited	Director	YANG,QIU-JIN/WANG,JIAN-HONG	0	0.00%
Jusda International Supply Chain Management (Vietnam) Company Limited	CEO/Supervisor	YANG,QIU-JIN	0	0.00%
Jusda NL, B.V.	Director	Petr Skoda/Famouskey Europe B.V.	0	0.00%
JUSDA SOUTH AFRICA SUPPLY CHAIN MANAGEMENT	Director	YANG,QIU-JIN	0	0.00%
JUSDA SUPPLY CHAIN MANAGEMENT CORPORATION	Director	Jack Chang	0	0.00%
JUSDA SUPPLY CHAIN MANAGEMENT MEXICO S. DE R.L. DE C.V.	Managing Director	YANG,QIU-JIN	0	0.00%
KCT Engineering Co., Ltd.	CEO/Supervisor	LIN,SHI-CHANG	0	0.00%
Key Master Investments Limited	Director	PAN,LI-ZHONG	0	0.00%
Lacamas Life Sciences, Inc.	Director	Mu-Jen Chiang/Mototaka Tanetani	0	0.00%
Leap Charm Limited	Director	PAN,LI-ZHONG	0	0.00%
LEAPSY INTERNATIONAL LTD	Director	XU,XING-REN/CHEN,YI-FAN	0	0.00%
LIKOM DE MEXICO S.A DE C.V.	Legal Representative	Roberto Gomez Gonzalez/Manuel Alejo Montoya Montoya	0	0.00%
Linker, Foerster & Partners Company Ltd	Director	CAI,PEI-YUN	0	0.00%
Lockfast Finance Limited	Director	HUANG,QIU-LIAN	0	0.00%
Long Ample Limited	Director	PAN,LI-ZHONG	0	0.00%
Luckfine Limited	Director	PAN,LI-ZHONG	0	0.00%
Lucky Court Group Limited	Director	HUANG,QIU-LIAN	0	0.00%
Lyell International Limited	Director	HUANG,QIU-LIAN	0	0.00%
Margini Holdings Limited	Director	HUANG,QIU-LIAN	0	0.00%
Maxwell Holdings Limited	Director	HONG,JIN-SHENG	0	0.00%
Mega Star Investments Limited	Director	LIN,SHI-CHANG	0	0.00%
Mega Well Limited	Director	LI,XUAN-XIAN	0	0.00%
Metro Victory Limited	Director	WANG,XUE-SONG/HUANG,MING-RUI/ZHAO,YUN	0	0.00%
Mexus Solutions Inc.	Director	WU,ZHENG-GAO	0	0.00%
Mobile Drive Holdings Limited	Director	HUANG,SHENG-JIE	0	0.00%
MYDAY VIETNAM COMPANY LIMITED	CEO/Supervisor	ZHAO,HAO-YONG	0	0.00%
New Beyond Maximum Industrial Limited	Director	Yang, Tsung-han	0	0.00%
New Cypress Industries Limited	Director	HUANG,QIU-LIAN	0	0.00%

Company name	Title	Name or Representative	Shareholding	
			Number	%
New Hero Enterprises Limited	Director	CHEN,PIN-YI	0	0.00%
New Merry Investments Limited	Director	LIN,ZHANG-DE	0	0.00%
New Wealth Industrial Limited	Director	XIANG,XU-HONG	0	0.00%
New Wing Interconnect Technology (Bac Giang) Co., Limited	CEO/Supervisor	LIANG,XU-GUO	0	0.00%
NJI Development LLC	Director	SONG,RUI-YAO	0	0.00%
Norwich Limited	Director	LIU,CAN-HUI	0	0.00%
Novel Set Limited	Director	PAN,LI-ZHONG	0	0.00%
NSG Technology Inc.	Director	Ted Dubbs/Peter Pong/Simon Taw	0	0.00%
NWE Technology,Inc.	Director	Peter Pong	0	0.00%
NWEA LLC	Director	Peter Pong	0	0.00%
NxAI Technology Corporation	Director	LIU, JIN-XUN	0	0.00%
Oriental Dragon Holdings Limited	Director	HUANG,QIU-LIAN	0	0.00%
Outstanding Growth Technology Limited	Director	YOU,ZHE-HONG	0	0.00%
Pacific Wealth Consultants Limited	Director	HUANG,QIU-LIAN	0	0.00%
PCE Paragon Solutions (Mexico) S.A de C.V.	Administrator/Legal Representative/Legal Representative/Legal Representative	LI,SHUN-DE/Octavio Raul Parga Jiménez/ Héctor Ochoa Méndez/ZHANG,WEN-NI	0	0.00%
PCE Paragon Solutions (USA) Inc.	Director	TaiYu Chou	0	0.00%
PCE Paragon Solutions Kft.	Managing Director	Shao-Lin Miao/Allen Niu/Peter Talos	0	0.00%
PCE Technology de Juárez S.A. de C.V.	Administrator	GAO,ZHAO-YANG	0	0.00%
PCE Technology Inc.	Director	Winnie Tu	0	0.00%
Phyn LLC	Director	Pipkin Chester John/Jyri Luomakaski	0	0.00%
Phyn OY	Director	Pipkin Chester John/Jyri Luomakaski	0	0.00%
Pioneer Champion Limited	Director	PAN,LI-ZHONG	0	0.00%
Power Chain Investments Limited	Director	LI,REN-JIE	0	0.00%
Power Filled Limited	Director	PAN,LI-ZHONG	0	0.00%
Power-All Networks Limited	Director	Steve L.W.Hui	0	0.00%
Precision Technology Investments Pte Ltd	Director	Persis Lee /HUANG,QIU-LIAN/ZHOU,ZONG-KAI	0	0.00%
Prime Rich Holdings Limited	Director	HUANG,QIU-LIAN	0	0.00%
Profit New Limited	Director	FU,FU-MING	0	0.00%
Proper Charm Limited	Director	PAN,LI-ZHONG	0	0.00%
Prospect Right Limited	Director	XIONG,NAI-BIN	0	0.00%
PT SHARP JUSDA LOGISTICS INDONESIA	Director	CHEN,SHI-JIE/MU,YA-NAN	0	0.00%
Q-Edge Corporation	Director	HUANG,HUI-MEI	0	0.00%
Qhub Logistics Corporation	Director	HUANG,HUI-MEI	0	0.00%
Radiant Blossom Limited	Director	XIONG,BING-ZHENG	0	0.00%
RAYPRUS HOLDING LIMITED	Director	ZHOU,XIAN-YING	0	0.00%
RAYPRUS JAPAN CO., LTD	Representative: Director /Director	YE,CHENG-EN	0	0.00%
Retrofit One Limited Partnership	Director	TSAI, I-LING	0	0.00%
Rich Dreams Network Technology Limited	Director	HUANG,DE-CAI	0	0.00%
Rich Excel International Limited	Director	HONG,JIN-SHENG	0	0.00%
Rich Pacific Holdings Lintied	Director	GONG,WEN-LIN	0	0.00%

Company name	Title	Name or Representative	Shareholding	
			Number	%
Right On Time Limited	Director	HUANG,QIU-LIAN	0	0.00%
Rise Soon Investments Limited	Director	HUANG,QIU-LIAN	0	0.00%
Rising Stars Hi-Tech Private Limited	Director	Clement Joshua Foulger/LIU,JIAN-LIANG/NI YU LU/CHEN MING LEE	0	0.00%
Robot Holding Co., Limited	Director	GONG,WEN-LIN	0	0.00%
Robust Sino Ventures Limited	Director	XIONG,BING-ZHENG	0	0.00%
Rocombe Limited	Director	ZHAN,WEN-REN/Intertrust (UK) Limited	0	0.00%
Rosy Ace Limited	Director	PAN,LI-ZHONG	0	0.00%
Rosy Track Limited	Director	PAN,LI-ZHONG	0	0.00%
Rotunda International Limited	Director	HUANG,QIU-LIAN	0	0.00%
S&B Industry, Inc.	Director	XIONG,NAI-BIN	0	0.00%
SafeDX s.r.o.	Director	Stephen Robert McKenna/Miroslav Cernfk	0	0.00%
SAKAI SK HOLDINGS PTE.LTD.	Director	TAN MARK HAI NERN	0	0.00%
ScienBiziP Consulting Inc.	Director	ZHU,SHI-PEI/CAI,PEI-YUN/XIE,ZHI-WEI	0	0.00%
Scientific-Atlanta de Mexico S. de R. L. de C. V.	Legal representative	Manuel Alejo Montoya Montoya/Roberto Gomez	0	0.00%
Sharp FMSG Life Science Company KY	Director	Liang-Hsiang Wu/Mu-Jen Chiang/Zhongshan Fujiichi /Mototaka Tanetani	0	0.00%
Sharp Jusda Logistics (France)	Director	Kasai Koya	0	0.00%
Sharp Jusda Logistics (Germany) GmbH	Director	Guenter Berner	0	0.00%
SHARP JUSDA LOGISTICS (HONG KONG) CO., LIMITED	Director	YANG,QIU-JIN	0	0.00%
Sharp Jusda Logistics (Netherlands) B.V.	Director	Koya, Kasai/Intertrust (Netherlands) B.V.	0	0.00%
Sharp Jusda Logistics (Philippine) Corp.	Director	MU,YA-NAN/YANG,QIU-JIN	0	0.00%
SHARP JUSDA LOGISTICS (THAILAND) CO., LTD.	Director	LIANG,FU-CHUN/MU,YA-NAN/WU,BO-XUN/YANG,QIU-JIN	0	0.00%
Sharp Jusda Logistics Corp.	Representative: Director/Director/Director/Director/Supervisor	YANG,QIU-JIN/MU,YA-NAN/Yoshihiro Hashimoto/LIANG,FU-CHUN	0	0.00%
SHARP JUSDA LOGISTICS CORPORATION(US)	Director	Jack Chang/YANG,QIU-JIN/MU,YA-NAN	0	0.00%
Sharp Jusda Logistics Holding (Thailand) Co., Ltd.	Director	YANG,QIU-JIN/MU,YA-NAN	0	0.00%
SHARP JUSDA LOGISTICS MALAYSIA SDN. BHD.	Director	YANG,QIU-JIN/MU,YA-NAN/GUO,JUN/LIANG,FU-CHUN	0	0.00%
Sharp Jusda Logistics Operation (Thailand) Co., Ltd.	Director	YANG,QIU-JIN/MU,YA-NAN	0	0.00%
Sharp Life Science (EU) Limited	Director	Pei-Yi Lien/Mu-Jen Chiang/ZHONG GU,YUAN-LONG	0	0.00%
ShunSin Technology (Bac Giang, Vietnam) Limited	CEO/Supervisor	FAN,ZHEN-BIAO	0	0.00%
ShunSin Technology (Samoa) Corporation Limited	Director	XU,WEN-YI	0	0.00%
ShunSin Technology Holdings (Hong Kong) Limited	Director	XU,WEN-YI	0	0.00%
ShunSin Technology Holdings Limited	Director	XU,WEN-YI	1,900,200	1.77%
	Director	HE,JIA-HUA	0	0.00%
	Director	YOU,ZHE-HONG	0	0.00%

Company name	Title	Name or Representative	Shareholding	
			Number	%
	Director	MOU,ZHONG-XIN	0	0.00%
	Director	QIU,HUANG-QUAN	0	0.00%
	Director	LIN,YING-SHAN	0	0.00%
	Director	DING,HONG-XUN	0	0.00%
ShunYun Technology (Ha Noi, Vietnam) Limited	CEO/Supervisor	FAN,ZHEN-BIAO	0	0.00%
ShunYun Technology Holdings Limited	Director	FAN,ZHEN-BIAO	0	0.00%
SiCOM China Limited	Director	HE,JIA-HAO	0	0.00%
SiCOM Europe Limited	Director	HE,JIA-HAO/MA,ZHI-JIE	0	0.00%
Signal Communications Holdings Limited	Director	HE,JIA-HAO/ZHENG,YI-QIANG	0	0.00%
Signal Communications Limited	Director	HE,JIA-HAO/XIE,ZHENG-XUE	0	0.00%
Simply Smart Limited	Director	LIU,JUN-MU	0	0.00%
SIO International Wisconsin, Inc.	Director	SONG,RUI-YAO	0	0.00%
SJL AUSTRALIA PTY LTD	Director	MAO,ZHEN-WEI/MU,YA-NAN/YANG,QIU-JIN	0	0.00%
Skilltop Limited	Director	XU,XIAO-ZHONG	0	0.00%
Smart Board Holdings Pte. Ltd.	Director	Persis Lee/HONG,SONG-TAI	0	0.00%
SMART Technologies (APAC) Inc.	Director	Matt Sudak/Roula Nasser	0	0.00%
SMART Technologies (EMEA) Inc.	Director	Matt Sudak/Roula Nasser	0	0.00%
SMART Technologies (France) SAS	Director	Nicholas Svensson	0	0.00%
SMART Technologies (GB) Limited	Director	Annika Fagerstrom	0	0.00%
SMART Technologies (Germany) GmbH	Director	Christian Schwaiger	0	0.00%
SMART Technologies (Middle East) FZE	Director	Aaron Fright	0	0.00%
SMART Technologies (Seattle) Inc.	Director	Nicholas Svensson	0	0.00%
SMART Technologies (Singapore) Private Limited	Director	Yuen Kai Chu/Soo Eng Lim	0	0.00%
SMART Technologies Corporation	Director	Matt Sudak/Roula Nasser/Nelson Lin	0	0.00%
SMART Technologies Inc.	Director	Richard Lee /Kenneth Tsao/Jasper Chen/Bing Zhao/Matt Sudak/Nelson Lin/Carmine Cinerari	0	0.00%
SMART Technologies India Promotional and Marketing Services Private Limited	Director	Sharanya Gopalkrishna Ranga/Ramesh Vaidyanathan	0	0.00%
SMART Technologies ULC	Director	Matt Sudak/Roula Nasser/Nelson Lin	0	0.00%
Smart Top International Limited	Director	HUANG,QIU-LIAN	0	0.00%
Socle Technology (BVI) Ltd.	Director	YAN,JIA-LIN	0	0.00%
Socle Technology (Samoa) Ltd.	Director	YAN,JIA-LIN	0	0.00%
Software & Service Limited	Director	QIN,WEI-SHAN	0	0.00%
Sound Intelligence Holding Limited	Director	CAI,DONG-TING	0	0.00%
SOUND Legend LIMITED	Director	CAI,DONG-TING	0	0.00%
Sound Solutions (Hongkong) Co., Limited	Director	CAI,DONG-TING	0	0.00%
Sound Solutions Austria GmbH	Director	Kenneth	0	0.00%
SOUND TALE LIMITED	Director	CAI,DONG-TING	0	0.00%
SP International, Inc.	Director	XIONG,NAI-BIN/ZHOU,PENG	0	0.00%
SSI Micro-Components (America) Co., Limited	Director/Director	CAI,DONG-TING/Yang, Tsung-han	0	0.00%
Star Vision Precision Limited	Director	GONG,WEN-LIN	0	0.00%

Company name	Title	Name or Representative	Shareholding	
			Number	%
Star Vision Technology Limited	Director	GONG,WEN-LIN	0	0.00%
Strength Luck Limited	Director	PAN,LI-ZHONG	0	0.00%
Success World Holdings Limited	Director	PAN,LI-ZHONG/ZHAO,XU-BIN	0	0.00%
Super Fast Group Limited	Director	HUANG,QIU-LIAN	0	0.00%
Super Wealth Limited	Director	YIN,XIAN-JUN	0	0.00%
Sutech Holdings Limited	Director	XIONG,NAI-BIN	0	0.00%
Synergy Integration Technology (SAMOA), Inc.	Director	HONG,SONG-TAI	0	0.00%
Talent Sky Holdings Limited	Director	HUANG,DE-CAI	0	0.00%
TeleEye Corporation	Director	HONG,SONG-TAI	0	0.00%
TeleEye Health Care Limited	Director	HONG,SONG-TAI	0	0.00%
Timely Fame Limited	Director	PAN,LI-ZHONG	0	0.00%
TMJ Technology Co., Ltd.	Director	HUANG,DE-CAI	0	0.00%
TNS Limited	Director	PAN,LI-ZHONG	0	0.00%
TNS Mobile India Private Limited	Director	Chien Liang Liu/SU MAO YI/Ming Hung Kao	0	0.00%
TNS Mobile Oy	Director	Ming-Hung Kao/Chao Hsu-Ping/Zhou Qiong	0	0.00%
Tongrand Limited	Director	HONG,SONG-TAI	0	0.00%
Top Dynamic Limited	Director	ZHANG,JIAN-REN	0	0.00%
TOP STEP ENTERPRISES LIMITED	Director	HUANG,QIU-LIAN	0	0.00%
Topford International Limited	Director	HUANG,QIU-LIAN	0	0.00%
Topper World Investments Limited	Director	ZHAN,WEN-REN	0	0.00%
TradeDX s.r.o.	Director	Stephen Robert McKenna	0	0.00%
Transluck Holding Limited	Director	CHI,YU-YANG	0	0.00%
Union Wide Enterprises Limited	Director	HUANG,QIU-LIAN	0	0.00%
Universal Field International Limited	Director	Sun, Yu-ching	0	0.00%
Ur Materials Co., Ltd.	Director	LIU,SHI-MING	0	0.00%
VaultDX s.r.o	Director	Stephen Robert McKenna	0	0.00%
VP Assets Limited	Director	ZHEN,PENG/WANG,QING-TONG	0	0.00%
VP Dynamics Labs (Mobile) Limited	Director	ZHEN,PENG/WANG,QING-TONG	0	0.00%
Wcube Co.,Ltd.	Director	LIN,MENG-DONG	0	0.00%
WELL BUILT HOLDINGS LIMITED	Director	HUANG,QIU-LIAN	0	0.00%
Wexteq Corporation	Director	HUANG,QIU-LIAN	0	0.00%
Wide Ranging Investments Limited	Director	PAN,LI-ZHONG	0	0.00%
WIN WORLD ENTERPRISES LIMITED	Director	PAN,LI-ZHONG	0	0.00%
Wise Excel Limited	Director	PAN,LI-ZHONG	0	0.00%
Wonderful Stars Pte. Ltd.	Director	Persis Lee/HUANG,YU-JING/HUANG,YU-LIN	0	0.00%
Worthy Ray Limited	Director	LI,GUANG-BI/HUANG,XIAO-HONG	0	0.00%
Xingfox Energy (Cayman) Technology Co., Ltd.	Director	CAI,DONG-TING	0	0.00%

Company name	Title	Name or Representative	Shareholding	
			Number	%
Yanhorn Industries Limited	Director	HUANG,QIU-LIAN	0	0.00%
Yick Fung Investments Limited	Director	HUANG,QIU-LIAN	0	0.00%
Yuzhan Precision Technology Japan Co., Ltd.	Representative: Director/Director/Director/Supervisor	LIAO,SHENG-YANG/WU,CHENG-HAN/HONG,JIN-SHENG/HE,RUI-KUN	0	0.00%
Zettmage Technologies Japan Inc.	Representative: Director/Director/Director/Supervisor	CHEN,WEI-MING/ Shin Yamamoto / LIN,KE-LA/CAI,ZHENG-MAO	0	0.00%
Zone Beyond Limited	Director	XU,CHUN-JIAN	0	0.00%
Lih Shtun International Investments Limited	Director	HUANG,QIU-LIAN	NT\$500,000	-
Syntrend Lifestyle Co.	Chairman	Hyield Venture Capital Co., Ltd. Representative:GUO,SHOU-ZHENG	3,400,000	97.14%
	Director	Hyield Venture Capital Co., Ltd. Representative:LAI,BAO-YUE	3,400,000	97.14%
	Director	Hyield Venture Capital Co., Ltd. Representative:YE,GUANG-ZHAO	3,400,000	97.14%
	Supervisor	GONG,WEN-LIN	0	0.00%
SYNTREND CREATIVE PARK CO., LTD.	Chairman	Hyield Venture Capital Co., Ltd. Representative:GUO,SHOU-ZHENG	183,646,250	74.80%
	Director	Hyield Venture Capital Co., Ltd. Representative: YOU,ZHE-HONG	183,646,250	74.80%
	Director	FOXCONN TECHNOLOGY CO., LTD. Representative: YAN,TING-YU	49,032,250	19.97%
	Supervisor	Pan-International Industrial Corp. Representative: CHEN,ZHI-GUANG	12,831,500	5.23%
WWW (JinCheng) Co., Ltd.	Chairman/Director/Director/Supervisor	SHAO,CHUN-SHENG/LIN,MENG-DONG /LU,XIONG-KANG/JIAN,JING-QUAN	0	0.00%
Triple Win Technology(ShenZhen) Co., Ltd.	Chairman/Director/Director/Supervisor	JIANG,WEN-ZENG/YE,CHENG-EN/WANG,HONG-KUN/HONG,XIAO-YI	0	0.00%
SHANGHAI EMRISE INTERNATIONAL LOGISTICS CO.,LTD.	Chairman/Director/Director/Supervisor	YANG,QIU-JIN/WU,QIANG/MAO ZHENWEI/WU,JUN	0	0.00%
Shanghai Topone Logistics Co., Ltd.	Chairman/Director/Director/Director/Director/Supervisor	ZOU,XING-QIANG/LIU,FENG/WU,JUN/DU,LING/YANG,QIU-JIN/ZHENG,HE-SHENG/YAO,XIUYAN/WANG,QUAN	0	0.00%
WangHui Trading (ShangHai) Co., Ltd.	Chairman/Director/Director/Supervisor	HU,GUO-HUI/ZHAN,MING-SHENG/ZHANG, RENWE/DU,LING	0	0.00%
ShangHai KeTaiHuaJie Investment Co., Ltd.	Chairman/Director/Director/Supervisor	CHEN,RONG/CHEN,JIAN-GUO/CHI,YU-YANG/ZHEN,PENG	0	0.00%
Shanghai Zhuxuntong Import & Export Co., Ltd.	ExecutiveDirector/Supervisor	YANG,QIU-JIN/WU,JUN	0	0.00%
ShangHai Foxconn Co., Ltd.	Chairman/Director/Director/Supervisor	HUANG,GAN/CAI,GUI-FANG/CHEN,YANG-XIANG/LIN,SHI-CHANG	0	0.00%
Shanghai FU SHEN	Chairman/Director/Director/Supervisor	YOU,XIANG-FU/LIU,CAN-HUI/CHEN,QING-SHAN/CAI,GUI-FANG	0	0.00%
Shanghai Fujingtong Business Factoring Ltd.	Chairman/Director/Director/Supervisor	XU,CHONG-CANG/ZHANG,RENWEI/WANG,LUN-JIE/SUN,CHUN-JIE	0	0.00%

Company name	Title	Name or Representative	Shareholding	
			Number	%
ShangHai Fertile plan International Logistics Co., Ltd.	ExecutiveDirector/Supervisor	GUO,YONG/LIU,FENG	0	0.00%
ShangHai PengZhan Investment Co., Ltd.	ExecutiveDirector/Supervisor	ZHANG,REN-WEI/WANG,LUN-JIE	0	0.00%
Shanghai Ganxing Logistics Co., Ltd.	ExecutiveDirector/Supervisor	YANG,QIU-JIN/LIU,FENG	0	0.00%
Shandong Wangliu Logistics Co., Ltd.	ExecutiveDirector/Supervisor	OU YANG,ZHAO-QING/SUN,BO-JIE	0	0.00%
Shandong chengshang energy Co., LTD.	Chairman/ExecutiveDirector/Director/Supervisor	YOU,XIANG-FU/CHEN,QING-SHAN/LIU,CAN-HUI/CAI,GUI-FANG	0	0.00%
Foxconn Data Technology Co., Ltd.	Chairman/Director/Director/Supervisor	LIU,ZONG-CHANG/DENG,JIALIN/SUN,KE-YI/ZENG,GUI-HUA	0	0.00%
Foxconn Industrial Internet Co., Ltd.	Chairman/Director/Director/Supervisor	LIU,ZONG-CHANG/WANG,HAO/WANG,ZHENGGANG/HE,RUI-KUN	0	0.00%
Gong Ye Fu Lian Foshan Zhizaogu Co., Ltd	Chairman/Vice-Chairman/Director/Director/Director/Chairman of the Supervisory Committee/Supervisor/EmployeeSupervisor	LIU,XIANG-SHAO/QU,ZHIGANG/WANG,CHANGREN/ZHOU,PENGFETU,XI/WU,YUN/ZHENG,HAO/YANG,YA-JIA	0	0.00%
HengYang FuTaiHong Precision Industry Co., Ltd.	Chairman/Director/Director/Supervisor/Supervisor/Supervisor	LI,GUANG-HUI/KONG,JIAN-BIN/NING,YAN/LI,AI-LING/MEI,YUAN/XIONG,YUAN	0	0.00%
YuanFu (Shenzhen) Technology Co., Ltd.	ExecutiveDirector/Supervisor	HU,ZHI-SHEN/YOU,TIAN-BAO	0	0.00%
Inner Mongolia Topone Logistics Co., Ltd.	ExecutiveDirector/Supervisor	GUO,TING-YU/ZHAO,ZHONGSHAN	0	0.00%
Inner Mongolia Guijinyuan Supply Chain Management Co., Ltd.	ExecutiveDirector/Supervisor	RAN,JIN-JUN/LI,NA	0	0.00%
Inner Mongolia Kaopu Supply Chain Management Co., Ltd.	ExecutiveDirector/Supervisor	LI,YONG-RUI/GUO, LIANG-LIANG	0	0.00%
Inner Mongolia xin jing photovoltaic power generation co., Ltd.	Chairman/Director/Director/Supervisor	YOU,XIANG-FU/CHEN,QING-SHAN/LIU,CAN-HUI/CAI,GUI-FANG	0	0.00%
TianJin Kaopu Information Technology Co., Ltd.	ExecutiveDirector/Supervisor	LI,YONG-RUI/SUN,MING-HUA	0	0.00%
TNS Mobile (Beijing) Co., Ltd.	ExecutiveDirector/Supervisor	ZHAO,XU-BIN/PAN,LI-ZHONG	0	0.00%
Taiyuan JUSDA Supply Chain Management Co., Ltd.	ExecutiveDirector/Supervisor	YANG,QIU-JIN/LIU,FENG	0	0.00%
Taiyuan Fuchi Technology Co., Ltd.	ExecutiveDirector	WANG,XUE	0	0.00%
SMART Technologies (China) Co., Ltd.	Chairman/Director/Director/Supervisor	Matthew Sudak/Tianhui Ou/Shi Min He/Roula Nasser	0	0.00%



Company name	Title	Name or Representative	Shareholding	
			Number	%
Beijing Topone Logistics Co., Ltd.	Executive Director/Supervisor	OU YANG,ZHAO-QING/YAN,MIN	0	0.00%
Beijing Fusharp Electronic Commerce Ltd.	Chairman/Director/Director/Supervisor	YANG, GUO-ZHANG/XIONG, SHI-LI/BAO, SHIH-CIH/ZHAN, PEI-XUN	0	0.00%
BEIJING fuyang New Energy Technology Co., Ltd.	Chairman/Director/Director/Supervisor	YOU, XIANG-FU/CHEN, QING-SHAN/LIU, CAN-HUI/ZHANG, REN-WEI	0	0.00%
JUSDA INTERNATIONAL LOGISTICS (TAIWAN) CO., LTD.	Chairman/Director/Director/Supervisor	Hyied Venture Capital Co., Ltd. Representative: YANG, QIU-JIN/YAO, XIU-YAN/ZHANG, CHUAN-WANG/HUANG, QIN-XIAN	18,100,000	100.00%
Rising Stars Taiwan Corporation	Chairman/Director/Director/Supervisor	Bharat FIH Limited Representative: ZHAN, WEN-REN/YAN, JIN-QIAN/ZHANG, ZHI-QIANG/HUANG, YU-JING	2,800,000	100.00%
BERTSCHI INTERNATIONAL FREIGHT FORWARDING (SHANGHAI) CO., LTD.	Chairman/Director/Director/Supervisor	YANG, QIU-JIN/MAO, ZHEN-WEI/WU, QIANG/WU, JUN	0	0.00%
Zhengyi Special Material (HeNan) Co., Ltd.	Chairman/Director/Director/Supervisor	XU, SHI-GUANG/LI, YAN-TAO/FAN, ZHEN-CHANG/LUO, JIE-YU	0	0.00%
First Special Material (Shenzhen) Limited	Chairman/Director/Director/Supervisor	WU, CHANG-JIN/WANG, XIAN-MING/ZHU, FU-QI/LIN, QIU-YAN	0	0.00%
GanSu Fuguangyuan Electronic Technology Co., Ltd	Chairman/Director/Director/Supervisor/Supervisor	XIA, KE-PING/YAN, JUN-MING/ZHANG, YONG/LI, CHUAN-LI/GONG, FANG-LAI	0	0.00%
TRANSWORLD COMMUNICATION SYSTEMS INC.	Chairman/Director/Director/Supervisor	Tranksluck Holding Limited Representative: ZHANG, PEI-DE/HU, WEI-SHAN/ZHAO, XUBIN/PAN, LI-ZHONG	18,000,000	100.00%
MingYang Real Estate Development (KunShan) Co., Ltd.	Executive Director/Supervisor	CHEN, XIAO-HENG/WANG, LUN-JIE	0	0.00%
AnPinDa Precision Industrial (HuiZhou) Co., Ltd.	Chairman/Director/Director/Supervisor	CAI, YAO-QING/CUI, ZHONG-REN/HONG, ZHIRONG/HONG, GUANG-FU	0	0.00%
AnTec Automotive Electric System (KunShan) Co., Ltd.	Chairman/Director/Director/Supervisor	ZHANG, JIAN-REN/ZHANG, JING-YU/LIN, BI-QUAN/WANG, LUN-JIE	0	0.00%
ANTEC ELECTRIC SYSTEM CO., LTD.	Chairman	Hyield Venture Capital Co., Ltd. Representative: ZHANG, JIAN-REN	60,010,000	100.00%
Chengdu Yipu Logistics Co., Ltd.	Executive Director/Supervisor	DENG, HUI-RONG/ZHAO, KE-WEI	0	0.00%
Chengdu Zhuxuntong Import & Export Co., Ltd.	Executive Director/Supervisor	YANG, QIU-JIN/WU, JUN	0	0.00%
Chengdu Fulian Zhunren Technology Co., Ltd.	Chairman/Director/Director/Supervisor	JIANG, YI-MIN/LI, QING-GUO/JIANG, WAN-CAI/ZHENG, HAO	0	0.00%
CHIVALRY TECHNOLOGY LIMITED	Administrative Management	CHEN, WEI-MING/LI, HONG-JUN/LIN, JIAN-WEI	0	0.00%
Jiangsu Yuchi Zhilian Logistics Co., Ltd.	Executive Director/Supervisor	TAN, WU-YUN/RAN, JIN-JUN	0	0.00%

Company name	Title	Name or Representative	Shareholding	
			Number	%
Ingrasys Info-Tech Corp.	Executive Director/Supervisor	WANG, CHENG-HUANG/Mao, Cheng-hsiang	0	0.00%
PULLUX ELECTRONICS LIMITED	Administrative Management	CHEN, WEI-MING/LIU, JIN-XUN/CAI, ZHENG-XIAN	0	0.00%
Xi'an Topone Logistics Co., Ltd.	Executive Director/Supervisor	WU, A-WEI/ZHAO, ZHONG-SHAN	0	0.00%
Foshan Pulida Technology Co., Ltd.	Chairman/Director/Director/Supervisor	LIN, SHI-CHANG/DU, LING/LU, SHAO-JUN/MEI, ZONG-QIAO	0	0.00%
Premier Image Technology (China) Ltd.	Chairman/Director/Director/Supervisor	YANG, ZHUO-CHUAN/LIN, ZHEN-HUI/LIN, SHENG-ZHE/CHEN, PIN-YI	0	0.00%
Foshan Zhizaogu Chanyeshifanjidi Co., Ltd.	Chairman/Director/Director/Supervisor	WANG, CHANG-REN/ZHANG, TAO/ZHOU, PENG-FEI/WU, YUN	0	0.00%
Foshan Zhizaogu Chuangxinzhongxin Co., Ltd	Chairman/Director/Director/Supervisor	WANG, CHANG-REN/LI, YI-BIN/ZHANG, YONG/WU, YUN	0	0.00%
Lin Yih International Investments Co., Ltd.	Chairman	Hon Hai Precision Industry Co., Ltd. Representative:: HUANG, DE-CAI	261,900,000	100.00%
Honxun Electrical Industry (HangZhou) Co., Ltd.	Executive Director/Supervisor	XIA, TONG-JING/WU, ZHAO-MING	0	0.00%
HongYe Precision Components (KunShan) Co., Ltd.	Chairman/Director/Director/Supervisor	CAI, GUI-FANG/SUN, CHUN-JIE/CHEN, XIAO-HENG/ZHANG, REN-WE	0	0.00%
PEROBOT CO., LTD.	Chairman/Director/Director/Supervisor	Hon Hai Precision Industry Co. Ltd Representative:None	10,000,000	100.00%
uniEat Co.,Ltd.	Chairman	British Cayman Islands DUDOO LTD. Representative:SUN, HAN-YI	10,700,000	100.00%
Belkin Trading (Shanghai) Co., Ltd.	Executive Director/Supervisor	STEVEN MICHAEL MALONY/GEORGE CHARLES PLATISA	0	0.00%
Asia Pacific Telecom Co.,Ltd.	Chairman	Bon Shin International Investments Co., Ltd. Representative:CHEN, PENG	708,730	0.02%
	Director	Taiwan Railways Administration Representative:ZHU, LAI-SHUN	261,829,777	6.06%
	Director	Yu Chen Investment Co., LTD Representative:ZENG, ZHONG-ZHENG	8,215,177	0.19%
	Director	HUA ENG WIRE & CABLE CO., LTD. Representative:	-	-
	Director	Taiwan Railways Administration Representative:CAO, DONG-JUN	261,829,777	6.06%
	Director	Bon Shin International Investments Co., Ltd. Representative:ZHAO, YUAN-HAN	708,730	0.02%
	Director	Bon Shin International Investments Co., Ltd. Representative:GONG, WEN-LIN	708,730	0.02%
	Director	Bon Shin International Investments Co., Ltd. Representative:LI, HE-YIN	708,730	0.02%
	Independent Director	CHEN, LI-JUN	0	0.00%
	Independent Director	YANG, XI-NIAN	0	0.00%
	Independent Director	None	0	0.00%
ZETTMAGE SEMICONDUCTOR LIMITED	Administrative Management	CHEN, WEI-MING /LIN, KE-LA/TSURUTA MASA AKI	0	0.00%

Company name	Title	Name or Representative	Shareholding	
			Number	%
EVENWELL DIGITECH INC.	Chairman/Director/Supervisor	Jun Wei Holdings Representative: CHI, YU-YANG/ZHAN, WEN-REN/PAN, LI-ZHONG	9,000,000	100.00%
Yueyang Jusda Supply Chain Management Co.,Ltd.	Executive Director/Supervisor	YANG, QIU-JIN/ZHENG, QI-WEI	0	0.00%
KUNSHAN FUCHENGKE PRECISION ELECTRONICAL CO.,LTD.	Chairman/Director/Director/Supervisor	YUAN, CONG-TAO/CAI, ZONG-ZHI/LIANG, ZHEN-LONG/GAO, CHONG-JIE	0	0.00%
Kunshan Tengyang Intelligent Technology Co.,Ltd	Executive Director/Supervisor	HUANG, REN-QI/Yang, Tsung-han	0	0.00%
KunShan XinYang Real Estate Development Co., Ltd.	Executive Director/Supervisor	CHEN, XIAO-HENG/ZHANG, REN-WEI	0	0.00%
Cens Way Technologies Co., Ltd.	Director	Polight Technologies Ltd. Representative: YE, CHENG-EN	NT\$ 302,000,000	-
HANGZHOU JUSDA SUPPLY CHAIN MANAGEMENT LIMITED	Executive Director/Supervisor	WU, JUN/ZHENG, QI-WEI	0	0.00%
Hangzhou Jiangyu Innovation Medical Technology Co., Ltd.	Chairman/Director/Director/Director/Supervisor	LIAO, YI-YUN/LIU, BING-HAO/WANG, NING/ZHANG, YA-FANG/LI, GUO-YU/QIU, MEI-XUN	0	0.00%
DongGuan HongSong Precision Components Co., Ltd.	Chairman/Director/Director	WU, ZONG-HAN/XIONG, BING-ZHENG/YAN, ZI-HAO	0	0.00%
Dongying PV Technology Co. Ltd.	Chairman/Director/Director/Supervisor	YOU, XIANG-FU/CHEN, QING-SHAN/LIU, CAN-HUI/CAI, GUI-FANG	0	0.00%
Wuhan Topone Logistics Co., Ltd.	Executive Director/Supervisor	MA, MING/LIU, FENG	0	0.00%
Wuhan Jusda Supply Chain Management Limited	Executive Director/Supervisor	SUN, LI-TAO/ZHANG, LING	0	0.00%
Wuhan Zhunxuntong Enterprise Service Co.,Ltd	Executive Director/Supervisor	YANG, QIU-JIN/WU, JUN	0	0.00%
Henan Zhongyuan RongChuang Fund Management Co., Ltd.	Chairman/Director/Director/Supervisor	LI, REN-JIE/DU, LING/HUANG, DE-CAI/WEN, XING-HAN	0	0.00%
Henan Zhongyuan Financial Leasing Co.Ltd	Chairman/Director/Director/Supervisor	LI, HONG-MING/DU, LING/HUANG, DE-CAI/HUANG, QIN-XIAN	0	0.00%
Henan Yupin Real Estate Co.,Ltd	Chairman/Director/Director/Director/Supervisor	GAO, GUO-SHENG/XUE, BO/CUI, YAN-ZHI/WEN, XING-HAN /	0	0.00%
HeNan FuChi Technology Co., Ltd.	Chairman/Director/Director/Supervisor	WANG, XUE/YANG, XIU-MIN/ZOU, YI-XIN/LIAO, QI-JIE	0	0.00%
HeNan YuZhan Technology Limited	Chairman/Director/Director/Supervisor	SYUE, BO/XU, XING-REN/HONG, MING-XIN/CHEN, HUAN-CONG	0	0.00%
FAROBOT INC.	Chairman	Hyield Venture Capital Co., Ltd. Representative: DU, MO-XI	10,200,000	51.00%
	Director	Hyield Venture Capital Co., Ltd. Representative: LI, GUANG-YAO	10,200,000	51.00%
	Director	Hyield Venture Capital Co., Ltd. Representative: WU, GUO-XI	10,200,000	51.00%

Company name	Title	Name or Representative	Shareholding	
			Number	%
	Director	ADLINK TECHNOLOGY INC. Representative: ZOU,DA-ZHI	9,800,000	49.00%
	Director	LIAN,XIANG-YI	0	0.00%
	Supervisor	GONG,WEN-LIN	0	0.00%
	Supervisor	GUO,XIN-YU	0	0.00%
SolidEdge Solution Inc.	Chairman Supervisor	"Hung Yang Venture Investment Co., Ltd. Representative:ZHANG,ZENG- RONG Hung Yang Venture Investment Co., Ltd. Representative:XIAO,CAI-YOU"	29,900,000	100%
Jin Ji Full Investment Holding Co., Ltd.	Chairman/Director/Dire ctor/Supervisor	Jin Ji Full Precision Machinery Co., Ltd. Representative:	26,800,000	100.00%
Jin Ji Full Precision Machinery (WuHan) Co.,Ltd	Chairman/Director/Dire ctor/Supervisor	WU,JIAN-HE/LEI,HAI-TAO/ZHI,JI- LU/DU,MO-XI	0	0.00%
JIN JI FULL PRECISION MACHINERY (QIN HUANG DAO) CO., LTD	Chairman/Director/Dire ctor/Supervisor	XUE,GUO-CHANG/WU,JIAN- HE/DU,MO-XI/HAN,JIA-QING	0	0.00%
Changchun ChenTai Technology Co., Ltd.	Vice- Chairman/Director/Dire ctor/Director/Director/D irector/The head of Supervisor/Supervisor/ Supervisor/Supervisor/ Supervisor	CUI,YANG-MING/CHEN,XUE- SI/WANG,WEN-JIN/ZHANG,JUN- YI/LIN,FENG-XIAN/HONG,RONG- CONG/LIU,HUI- YING/JIANG,CHUN-RUO/HU,HAI- YANG/WU,JIN-LIN/LIU,YI-HAN	0	0.00%
Changchun YongTai Technology Co., Ltd.	Legal Representative/Supervis or	XIA,KE-PING/JIANG,CHUN-RUO	0	0.00%
Changchun Leiguan Environmental Plastic Products C	Director/Director/Super visor	LIU,YI-HAN/LIN,FENG- XIAN/LIU,HUI-YING	0	0.00%
Qingdao Richtech Supply Chain Management Co., Ltd	ExecutiveDirector/Supe rvisor	LI,YU-HAI/ZHOU,JUN-XU	0	0.00%
SET INTERNATIONAL TECHNOLOGY CO., LTD.	Chairman/Director/Dire ctor/Supervisor	JIANG,WEN-ZENG/YE,CHENG- EN/HONG,XIAO-YI/TAN,QING- PING	0	0.00%
Nanjing Futeng New Energy Vehicle Technology Co., Ltd.	Chairman/Director/Dire ctor/Supervisor	CHEN,QING-YA/CUI,ZHI- CHENG/LI,GUANG- YAO/LIN,SHENG-LUN	0	0.00%
NANJING HONGFUSHARP PRECISION ELECTRONICS CO., LTD.	Chairman/Director/Dire ctor/Supervisor	XU,WEN-ZHONG/ZHANG,ZHI- MIN/DU,MO-XI/LU,RUI-BIN	0	0.00%
NanNing FuTaiHong Precision Industrial Co., Ltd.	Chairman/Director/Dire ctor/Supervisor	GAO,GUI-QUAN/ZENG,MING- HUI/CHEN,CHAO- HUANG/LI,XUAN-XIAN	0	0.00%
Nanning Fugui Precision Industrial Co.,Ltd.	Chairman/Director/Dire ctor/Supervisor	LIU,ZHAN-ZHI/HUANG,GUO- RONG/CHEN,ZE-CAN/LI,XUAN- XIAN	0	0.00%
Smarter Technology (Shenzhen) Co., Ltd.	Chairman/Director/Dire ctor/Supervisor	Yang, Ching-kuang/ZHANG,YA- FANG/JIANG,ZI-YI/QIU,MEI-XUN	0	0.00%
Spectacular Co., Ltd.	Chairman/Director	Hyield Venture Capital Co., Ltd. Representative:	10,000,000	100.00%
Maoming Yijie Logistics Co., Ltd.	ExecutiveDirector/Supe rvisor	RAN,JIN-JUN/LU,XIAO-LE	0	0.00%
SOCLE TECHNOLOGY CORP.	Chairman	Hyield Venture Capital Co., Ltd. Representative:CHEN,WEI-MING	32,000,000	60.22%
	Director	Hyield Venture Capital Co., Ltd. Representative:HE,JIA-HUA	32,000,000	60.22%

Company name	Title	Name or Representative	Shareholding	
			Number	%
	Director	Hyield Venture Capital Co., Ltd. Representative:PENG,JIE-PING	32,000,000	60.22%
	Supervisor	Hon Hai Precision Industry Co., Ltd. Representative:LIN,XIU-HAN	21,138,600	39.78%
SOCLE TECHNOLOGY (Shanghai) LTD	ExecutiveDirector/Supervisor	YAN,JIA-LIN/YAN,CHANG-SHENG	0	0.00%
CHONGQING GUANZHUO TECHNOLOGY CO., LTD.	ExecutiveDirector/Supervisor	Charles Ren/HONG,SONG-TAI	0	0.00%
CHONGQING FERTILE PLAN LOGISTICS CO., LTD.	ExecutiveDirector/Supervisor	YANG,QIU-JIN/LIU,FENG	0	0.00%
Chongqing Hongteng Technology Co., Ltd.	Chairman/Director/Director/Supervisor	YU,HONG-JI/GUO,JIAN-ZHI/CAI,HONG-ZAO /JIAN,JING-QUAN	0	0.00%
Chongqing Zhunxuntong Customs Service Co.,Ltd.	ExecutiveDirector/Supervisor	YANG,QIU-JIN/WU,JUN	0	0.00%
ChongQing FuGui Electronics Co., Ltd.	Chairman/Director/Director/Supervisor	HONG,JIN-SHENG/HE,RUI-KUN/LIU,ZHAN-ZHI/XIE,MING-ZHI	0	0.00%
ChongQing Jingmei Precision electronic Co., Ltd.	Chairman/Director/Director/Supervisor	YOU,XIN-DE/WU,MING-ZHONG/HUANG,KUN-YING /HONG,SONG-TAI	0	0.00%
JOYSPEED GLOBAL CARGO (CHINA) LIMITED	Director	YANG,QIU-JIN/MAO,ZHENWEI/WU,QIANG	0	0.00%
Jusda Supply Chain Management ( Shanghai ) Co., Ltd.	Chairman/Director/Director/Supervisor	YANG,QIU-JIN/ WANG, XUE-FANG / MA, GUO-DONG /CHEN,SHI-JIE	0	0.00%
JUSDA SCM (HUIAN) CO., Ltd.	ExecutiveDirector/Supervisor	KUO,YONG/LIU,FENG	0	0.00%
Jusda Energy Technology (Shanghai) Co., Ltd.	Chairman/Director/Director/Supervisor/Supervisor	YANG,QIU-JIN/MEI,ZU-LIN/HAOXIANG/LIU,FENG/ZHANG,NAIWEN	0	0.00%
Jusda Energy Technology(Zhoushan) Co.,Ltd.	ExecutiveDirector/Supervisor	MEI,ZU-LIN/ZHANG,JUN	0	0.00%
Jusda Supply Chain Management International Co., Ltd.	Chairman/Director/Director/Director/Supervisor	YANG,QIU-JIN/DU,MO-XI/HUANG,DE-CAI/ZHANG,BIN/YOU,ZHEHONG/LIN,XING-YANG	0	0.00%
Triple Win Precision Electronics (Jin Cheng) Co., Ltd.	ExecutiveDirector/Supervisor	ZHENG,BING-ZHANG / YU,JIN-MING	0	0.00%
Jincheng Foxconn intelligent manufacturing institute Co., Ltd.	Chairman/Director/Director/Director/Supervisor	YUAN,XIAO-BO /LI,GUANG-HUI/LIANG,DONG/REN,GUOSHUN/	0	0.00%
Jincheng Futaihua Precision Electronic Co., Ltd.	Director/Director/Supervisor	YU,ZHI-CHAO/XIANG,XUHONG/REN,LI-XIA	0	0.00%
Jincheng Hongren Technology Co.,ltd,	Chairman/Director/Director/Supervisor	JIANG,YI-MIN/LI,QINGGUO/YUE,JIN/ZHENG,HAO	0	0.00%
Jincheng Hongzhi Nano optical-mechanical-electrical institute Co., Ltd.	Chairman/Vice-Chairman/Director/Supervisor	YUAN,XIAO-BO/LIANG,DONG/WANG,FENGLIN/GE,PENG-CHENG	0	0.00%

Company name	Title	Name or Representative	Shareholding	
			Number	%
Jincheng HongShuo intelligent technology Co., Ltd.	Director/Director/Director/Director/Supervisor	JIN,CHAO-CHAO/YUAN,ZHI-GANG/JIANG,YI-MIN/LUO,KAI/LIANG,DONG	0	0.00%
Taibangjie Supply Chain Management(Shen Zhen) Limited	ExecutiveDirector/Supervisor	WU,JUN/ZHENG,QI-WEI	0	0.00%
Infocus precision industry(shenzhen) Co., Ltd.	Chairman/Director/Director/Supervisor	XU,ZHI-CHENG/LIU,LU/HUANG,YU-LIN/GUO,WEN-YI	0	0.00%
SHUNSIN TECHNOLOGY (ZHONG SHAN) LIMITED	ExecutiveDirector/Supervisor	XU,WEN-YI/FAN,ZHEN-BIAO	0	0.00%
ShunYun Technology Holdings (Hong Kong) Limited.	Director	FAN,ZHEN-BIAO	0	0.00%
SHUNYUN TECHNOLOGY (ZHONGSHAN) LIMITED	ExecutiveDirector/Supervisor	FAN,ZHEN-BIAO/HE,GUANG-SHENG	0	0.00%
Talentek Microelectronics (He fei) Limited	Chairman/Director/Director/Director/Supervisor	LUO,ZHI-HUA/TAN,HAI-LIN/TEO CHEE KHEONG/LIU,DE-SHENG/WANG,JIE-MIN/FAN,ZHEN-BIAO	0	0.00%
CircuTech Technology Service (ShenZhen) CO.LTD.	Chairman/Director/Director/Supervisor	LI,WAN-XIAN/CHEN,JUN-CHENG/YU,ZHONG-XUN/QIN,WEI-SHAN	0	0.00%
MIH Consortium	Chairman/Director/Director/Director/Director	LIU,YOUNG-WAY/ZHENG,XIAN-CONG/HUANG,DE-CAI/DU,MO-XI/YOU,ZHE-HONG	0	0.00%
Ambit Microsystems (JiaShan) Ltd.	Chairman/Director/Director/Supervisor	CHEN,KE-LIN/HONG,JIN-SHENG/ZHAO,HAO-YONG/HE,RUI-KUN	0	0.00%
AMBIT MICROSYSTEMS CORP.	Chairman	LIFE 8 CREATIVE CO., LTD. Representative:	10,000	100.00%
JiZhun Precision Industrial (HuiZhou) Co., Ltd.	Chairman/Director/Director/Supervisor	LI,JUN-QI/HONG,HUO-YAN/JIANG,YI-MIN/LIU,QING	0	0.00%
KangZhun Electronic Technology (KunShan) Co., Ltd.	Chairman/Director/Director/Supervisor	SU,KAI-WEN/ZHAO,MEI-XIU/LIU,MEI-ZHAO/ZHANG,REN-WE	0	0.00%
GENCONN BIOTECH CO., LTD.	Chairman/Supervisor	HEALTHCONN CORP. Representative: Wu, Liang-hsiang/LIN,GU-FENG	4,000,000	100.00%
CONING TECHNOLOGY LIMITED COMPANY	Chairman/Director/Director/Supervisor	HEALTHCONN CORP. Representative:ZOU,YA-YU/(Vacant) /GUO,WEI-LI/JIANG,MU-REN	29,500,000	100.00%
HEALTHCONN CORP.	Chairman	Wu, Liang-hsiang	974,400	2.13%
	Director	Hyield Venture Capital Co., Ltd. Representative: LIN,QUN-LUN	17,220,811	37.65%
	Director	WAN,RUI-XIA	0	0.00%
	Independent Director	XIE,MING-ZHE	0	0.00%
	Independent Director	CAI,GAN-REN	0	0.00%
	Independent Director	LI,SHU-XING	0	0.00%
GLOBAL IT SERVICES CO. LTD.	Chairman/Director/Director/Supervisor	Global Delivery Service Holdings Limited Representative:	2,000,000	100.00%
JieDaShi Software (ShenZhen) Co., Ltd.	Chairman/Director/Director/Supervisor	ZHONG,MING-DAO/CHEN,ZHI-DI/QU,JUN-MAO/ZHANG,REN-WEI	0	0.00%

Company name	Title	Name or Representative	Shareholding	
			Number	%
HuaiAn MingYang Real Estate Development Co., Ltd.	Chairman/Director/Director/Supervisor	CAI,GUI-FANG/CHEN,XIAO-HENG/PENG,ZHI-LIANG/ZHANG,REN-WE	0	0.00%
HuaiAn FuLiTong Trading Co., Ltd.	Chairman/Director/Director/Supervisor	LIU,SHI-YI/CAI,YAN-ZHAO/HUANG,MIN-YOU/YANG,GUANG-LUN	0	0.00%
HUAIAN FuYang Soleros Technology Co., Ltd.	Chairman/Director/Director/Supervisor	YOU,XIANG-FU/CHEN,QING-SHAN/LIU,CAN-HUI/ZHANG,REN-WEI	0	0.00%
FS MJD SUPPLY CHAIN CO.,LTD.	ExecutiveDirector/Supervisor	HUANG,HUA-BIAO/LU,XIAO-LE	0	0.00%
SHENZHEN HOCHICHUANG TECHNOLOGY CO., LTD.	ExecutiveDirector/Supervisor	YAN,HUI-MING/CHEN,YAN-YU	0	0.00%
Shenzhen eLux Display Co., Ltd.	ExecutiveDirector/Supervisor	LEE JONG JAN/LI,WEI-BIN	0	0.00%
Shenzhen Topone Logistics Co., Ltd.	ExecutiveDirector/Supervisor	WANG,MAN-FU/TANG,YI-MEI	0	0.00%
Shenzhen KCT Technology Co., Ltd.	Chairman/Director/Director/Supervisor	LIN,SHI-CHANG/HUANG,DE-CAI/CUI,YAN-ZHI/DU,LING	0	0.00%
Jin Ji Tiger Investment Holding Co., Ltd.	Chairman/Director/Director/Supervisor	DU,MO-XI/WU,JIAN-HE/YIN,WEI-XIONG/YAN,ZHONG-CHUAN	0	0.00%
QIANHAI JUSDA SUPPLY CHAIN MANAGEMENT LIMITED	ExecutiveDirector/Supervisor	YANG,QIU-JIN/LIU,FENG	0	0.00%
Shenzhen Zhunxuntong technology Co., Ltd.	ExecutiveDirector/Supervisor	YANG,QIU-JIN/ZHENG,QI-WEI	0	0.00%
Shenzhen Foxconn Advanced Manufacturing Capacity Training University	Legal Representative	XIE,JIAN-ZHONG	0	0.00%
ShenZhen Fuhongxun Technology Co., Ltd.	Chairman/Director/Director/Supervisor	XU,ZHI-CHENG/LIU,LU/HUANG,YU-LIN/GUO,WEN-YI	0	0.00%
SHENZHEN FORTUNE FINTECH CO., LTD	Chairman/Director/Director/Director/Supervisor/Supervisor/Supervisor	ZHONG,MING-DAO/DONG,LE/ZHANG,YAO-YUAN/ZHANG,XIANG/XING,LIAN-BIN/HUANG,ZU-BO/LUO,WEN-YAN/TAN,BIN-XI	0	0.00%
ShenZhen FerTile Plan international Logistics Co., Ltd.	ExecutiveDirector/Supervisor	HE,ZI-BIN/LIU,FENG	0	0.00%
Shen Zhen Fu Neng new energy technology Co., Ltd.	Chairman/Director/Director/Supervisor	ZHUANG,CHUN-YUAN/ZHU,HUAN-RONG/ZENG,YAO-SHENG/LIN,XING-YANG	0	0.00%
ShenZhen Fulianwang Internet Of Things Intelligent Home Furnishing Co., Ltd	ExecutiveDirector/Supervisor	CUI,ZHI-CHENG/XIONG,SHI-LI	0	0.00%
Shenzhen Fu Rong Inclusive Finance Co., Ltd.	Chairman/Director/Director/Supervisor	LI,HONG-MING/HUANG,DE-CAI/GONG,WEN-LIN/XIONG,SHI-LI	0	0.00%

Company name	Title	Name or Representative	Shareholding	
			Number	%
Shenzhen Fulian Lingyun Optical Technology Co., Ltd.	Chairman/Director/Director/Director/Director/Supervisor/Supervisor	XU,XING-REN/ZHAO,YAN/WU,XIN-RAN/TANG,SHI-GANG/WANG,XING-ZHI/ZHONG,MING-QUAN/GU,BAO-XING	0	0.00%
ShenZhen FuHongJie Technology Service Co., Ltd.	Chairman/Director/Director/Supervisor	LI,WAN-XIAN/CHEN,JUN-CHENG/DUAN,DUO-WEN/YANG,XUE-LING	0	0.00%
Shenzhen Dengmao Science And Technology Company	Chairman/Director/Director/Supervisor	LEI,DONG-LIN/TU,JIANHUI/ZENG,ZHI-KUAN/LIN,WEN-XIANG	0	0.00%
Shenzhen Hyper Power Information Technology Co., Ltd.	Chairman/Director/Director/Supervisor	JIAN,YI-BIN/LOU,CHAOZONG/ZHU,FU-QUAN/HONG,SONG-TAI	0	0.00%
SMART SHELL office (Shenzhen) co., ltd	ExecutiveDirector/Supervisor	CAI,LI-TING/HONG,SONG-TAI	0	0.00%
Shen Zhen Hong Zhao Da Technology Services Co., Ltd.	Chairman/Director/Director/Supervisor	CHEN,YAN-CHENG/TANG,LIANG/ZHANG,YI/RAO,PING	0	0.00%
Hongfei Precision Technology (shenzhen ) Co., Ltd.	Chairman/Director/Director/Supervisor	ZHOU,JI-FU/ZHENG,GUANG-JIE/CHEN,PIN-YI/ZHANG,YOUMING	0	0.00%
Yantian Jusda Supply Chain Management Co., Ltd.	ExecutiveDirector/Supervisor	CHEN,WEI-LONG/LIU,FENG	0	0.00%
Leapsy Inc.	ExecutiveDirector/Supervisor	WANG,BO-WEN/LI,YAN-QIN	0	0.00%
SHENZHEN HEALTHCONN HEALTH TECHNOLOGY CORP.	Chairman/Director/Director/Supervisor	GUO,YAO-HONG/Wu, Liang-hsiang/ZHOU,NA-CI /JIANG,MUREN	0	0.00%
ShenZhen FuTaiHong Precision Industrial Co., Ltd	Chairman/Director/Director	YAN,JIN-QIAN/OU,WU-ZHENG/WANG,JIAN-HE	0	0.00%
ShenZhen FuGui Precision Industry Co.,Ltd. Guanlan Ming Ke Da Logistics Park Factory	Chairman/Director/Director/Supervisor	HUANG,GUO-RONG/HE,RUIKUN/LI,XUAN-XIAN/ZENG,MING-HUI	0	0.00%
Shenzhen Fu Lian Intelligent Manufacturing Industry Innovation Center Co., Ltd.	Chairman/Director/Director/Director/Supervisor	LI,JUN-QI/JIANG,YIMIN/ZHANG,YU-PING/YANG,FEIFEI/	0	0.00%
FuGion Material Technology (ShenZhen) Limited	Chairman/Vice-Chairman/Director/Director/Director/Supervisor/Supervisor	WANG,WEN-JIN/ZHENG,CUIMIAO/ZHENG,GUANG-JIE/CHENG,MIN/XIA,KEPING/LUO,SHAO-MOU/LIU,YIHAN	0	0.00%
Shenzhen Zhanggongzhi	Chairman/Director/Director/Supervisor	CHEN,GANG/TAN,YONGHUI/ZHI,JI-LU/KUANG,XIAOMING	0	0.00%
Shenzhen Foxconn Industrial Internet Consulting Co., Ltd.	Chairman/Director/Director/Supervisor	TANG,QI-JUN/MA,LI/LI,GUANGHUI/HUANG,ZHAO-QI	0	0.00%
Shenzhen Zhiyuan Industrial Internet Innovation Center Co., Ltd.	Chairman/Director/Director/Supervisor	ZHANG,HAIJUN/MA,LI/TANG,QI-JUN/LI,AILING	0	0.00%
SHENZHEN JINGJIANG YUNCHUANG TECHNOLOGY CO., LTD	Chairman/Director/Director/Supervisor	LI,JUN-QI/JIANG,YIMIN/LI,QING-GUO/DU,LING	0	0.00%



Company name	Title	Name or Representative	Shareholding	
			Number	%
Shenzhen Jingji Precision Machinery Trade Co., Ltd	Executive Director/Supervisor	TU, JIAN-HUI/YAN, ZHONG-CHUAN	0	0.00%
Shenzhen Hongzhi yun chuang Technology Co., Ltd	Chairman/Director/Director/Director/Director/Supervisor	WANG, SHU-HUA/ZHANG, JING-DONG /YANG, FEI-FEI/OU YANG, MIAO-AN/ZHI, JI-LU/DU, MO-XI	0	0.00%
Innovative & Intelligent Factory Accelerator (Shenzhen) Co., Ltd	Chairman/Director/Director/Supervisor	JIANG, ZHI-XIONG/LI, GUO-YU/Yang, Ching-kuang/ZHANG, YA-FANG	0	0.00%
Chuangyi Funeng Technology (Beijing) Co., Ltd.	Chairman/Director/Director/Supervisor	LI, ZHEN-MING/MENG, XIAO-YI/CHEN, NIAN-MIN/JIANG, YI/LUO, JIA-HENG	0	0.00%
FORTUNE PRECISION OPTICS CO., LTD.	Chairman/Director/Director/Supervisor	Wcube Co., Ltd. Representative:	100,000	100.00%
Foxconn (KunShan) Computer Connector Co., Ltd.	Chairman/Director/Director/Supervisor	YU, HONG-JI/WANG, MING-FEN /LI, JUN-DA /YANG, GUANG-LUN	0	0.00%
Foxconn (NanJing) Software Co., Ltd.	Chairman/Director/Director/Supervisor	HU, ZHI-SHEN/SONG, YU/SU, XIU-TING/LU, LI-GUO	0	0.00%
Foxconn Shenyang Precision industry Co., Ltd.	Chairman/Vice-Chairman/Director/Director/Director/Director/Chairman of the Supervisory Committee	LIN, SHI-CHANG/CHENG, FENG-SHENG/WU, JIANG /ZHU, HUAN-RONG/	0	0.00%
Foxconn Industrial Internet Co., Ltd.	Chairman/Vice-Chairman/Director/Director/Independent Director/Independent Director	LI, JUN-QI/ZHENG, HONG-MENG/WANG, JIAN-MIN/ZHOU, TAI-YU/	0	0.00%
Foxconn Electrical Industry Development (Kunshan) Co., Ltd.	Chairman/Director/Director/Supervisor	YU, HONG-JI/LI, ZHI-XIANG/HOU, SONG-PEI/YANG, GUANG-LUN	0	0.00%
Foxconn Precision Components (ShenZhen) Co., Ltd.	Chairman/Director/Director	ZHENG, GUANG-JIE/LIN, YI-SONG/XIA, KE-PING	0	0.00%
Foxconn Precision Electronics (TaiYuan) Co., Ltd.	Chairman/Director/Director	ZHU, JIAN-XIN/ZHANG, GANG/WANG, ZHI-WEN	0	0.00%
Foxconn Precision Electronics (YanTai) Co., Ltd.	Chairman/Director/Director/Supervisor	ZHENG, GUANG-JIE/GUO, MING-CHANG/CAI, ZONG-ZHI/HUANG, JUE-HUA	0	0.00%
Fuyou Wande Trading Limited Company	Chairman/Director/Director/Supervisor	Charlea, Yawei Ren/HUANG, KUN-YING/CAI, LI-TING/HONG, SONG-TAI	0	0.00%
FOCAL TECH CO., LTD.	Chairman/Director/Director/Supervisor	INFOCUS CONSUMER INTERNATIONAL PTE. LIMITED Representative: HUANG, YU-LIN/PAN, LI-ZHONG/XU, CHUN-JIAN/ZHAN, WEN-REN	9,160,000	100.00%
FuHong Precision Components (ShenZhen) Co., Ltd.	Chairman/Director/Director	SHAO, CHUN-SHENG/WANG, KANG/LUO, YI-FENG	0	0.00%
Fu MinG Tuo property management (ShenZhen) Ltd.	Chairman/Director/Director/Supervisor	ZENG, SHENG-SONG/DU, LING/HUANG, QIU-LIAN/ZHAO, XIA-JUN	0	0.00%
XIX INC.	Supervisor	Bon Shin International Investments Co., Ltd. Representative: LIN, XIU-HAN	32,283,332	100.00%

Company name	Title	Name or Representative	Shareholding	
			Number	%
FnConn Financial:Tech-Driven SCF	Chairman/Director/Director/Supervisor	XIONG,SHI-LI/XU,CHONG-CANG/ZHANG,REN-WEI/SUN,CHUN-JIE	0	0.00%
FuJin Precision Industrial (ShenZhen) Co., Ltd.	ExecutiveDirector/Supervisor	ZHANG,GUO-QIN/ZHU,HUAN-RONG	0	0.00%
Fu Jin Ji Network Science-Technology (Henan) Co., Ltd.	ExecutiveDirector/Supervisor	TU, JIAN-HUI/YAN,ZHONG-CHUAN	0	0.00%
FU JIN JI NETWORK TECHNOLOGY CO., LTD.	Chairman/Director/Director/Supervisor	UR MATERIALS CO., LTD Representative:	3,109,276	100.00%
Fuyu Energy Technology (Kunshan) Co., Ltd.	Chairman/Director/Director/Supervisor	YOU,XIANG-FU/CHEN,QING-SHAN/LIU,CAN-HUI/CAI,GUI-FANG	0	0.00%
Fuyu (Funing) Energy Technology Co., Ltd.	Chairman/Director/Director/Supervisor	CAI,GUI-FANG/LIU,CAN-HUI/LU,KAI-MIN/WANG,LUN-JIE	0	0.00%
Fuyu properties (Shanghai) Co., Ltd	Chairman/Director/Director/Director/Supervisor/Supervisor	HUANG,GAN/YAO,HAI-BO/LIN,SHI-CHANG/CHEN,XIAO-HENG/ZHANG,JING/FU,KAI/ZHANG,WEI-JIA/ZHANG,REN-WEI	0	0.00%
BREAKTIME INC.	Chairman Director Director Supervisor	Breaktime Ltd. Representative: YE, GUANG-ZHAO	5,666,667	99.96%
	Chairman/Director/Director/Supervisor	Breaktime Ltd. Representative: GONG, PEI-YUAN	5,666,667	99.96%
	Chairman/Director/Director/Supervisor	Breaktime Ltd. Representative: HAO, YUAN-HAN	5,666,667	99.96%
	Chairman/Vice-Chairman/Director	WANG, WEI-ZH	0	0.00%
FuZhun Precision Tooling (HuaiAn) Co., Ltd.	Chairman/Director/Director/Supervisor	CHEN, GUO-BAO/YANG, GUANG-LUN/JIANG, YAN-LIN/Yang, Tsung-han	0	0.00%
FUZHUN PRECISION TOOLING (JIASHAN) CO.,LTD	Chairman/Director/Director/Supervisor	CAI, JIAN-MIN/HUANG, ZI-QIN /LI, NAN-HUI/ZHANG, REN-WE	0	0.00%
FuJin Precision Industrial (JinCheng) Co., Ltd.	Chairman/Director/Director	HONG, ZHI-QIAN/CHEN, WU-GUANG/WU, JIAN-HE	0	0.00%
FuTaiJing Precision Electronics (BeiJing) Co., Ltd	Chairman/Director/Director/Supervisor	CHEN, NIAN-MIN/HU, WEI-SHAN/MENG, XIAO-YI/JIANG, FUYONG	0	0.00%
Futaijing Precision Electronics Yantai Co., Ltd.	Chairman/Director/Director	ZHONG, JUN-QIANG/LI, YOU-LUN/WU, GUO-XI/LIU, CAI-RONG	0	0.00%
FULLTIME INTERNATIONAL INVESTMENT LIMITED	Chairman/Director/Director/Supervisor	Hon Hai Precision Industry Co., Ltd. Representative: HUANG, DE-CAI/DU, MO-XI/LIU, YANG-WEI	10,500,000	100.00%
FuTaiKang Electronics Development (YanTai) Ltd.	Chairman/Director/Director/Supervisor	ZHAO, XIANG-MING/CHEN, WEI-MING/LI, HONG-JUN/CHEN, JIAN-GUO	0	0.00%
FuTaiKang Precision Components (ShenZhen) Co., Ltd	Chairman/Director/Director/Supervisor	ZHANG, GUO-QIN/ZHU, HUAN-RONG/LI, ZI-HONG	0	0.00%
FuTaiJie Science & Technology Development (ShenZhe	Chairman/Director/Director/Supervisor	CHU, CHENG-QING/LIN, ZHANG-DE/JIANG, YUE-FENG/ZHANG, HONG-DA	0	0.00%
FuTaiHua Industrial (ShenZhen) Limited	Chairman/Director/Director/Supervisor	LI, WEI-XUAN/WANG, ZHI-WEN/Yang, Ching-kuang/DU, LING	0	0.00%
Futaihua Precision Industry (Weihai) Co., Ltd.	Chairman/Director/Director/Supervisor	LIU, DONG-HAN/ZENG, DUN-WEI/FANG, HONG-GUANG/QIN, WEI-SHAN	0	0.00%

Company name	Title	Name or Representative	Shareholding	
			Number	%
FuTaiHua Precision Electronics (ChengDu) Co., Ltd.	Chairman Director Director Supervisor	HONG,ZHI-QIAN/ZHANG,BING-LI /LIU,JUN-MU/WANG,SHUAN-TING	0	0.00%
FuTaiHua Precision Electronics (ZhengZhou) Co., Ltd.	Chairman/Director/Direc tor	QIU,ZHENG-WEI/ZHAO,JIN-TIAN/JIANG,XIAO-JIANG/WU,QI-WEI	0	0.00%
FuNeng New Energy Technology (Nanyang) Co., Ltd.	Chairman/Director/Direc tor/Supervisor	ZENG,LONG-FEI/HUANG,XUAN-KAI/KANG,JIAN-XUN/LI,ZI-HONG	0	0.00%
FLNET CO., LTD.	Chairman/Director/Direc tor/Supervisor	Hon Chi International Investments Co., Ltd. Representative:HONG,JIN-SHENG	5,500,000	20.37%
	Chairman/Director/Direc tor/Supervisor	Hon Chi International Investments Co., Ltd. Representative: HE,GUO-LIANG	5,500,000	20.37%
	Chairman/Director/Direc tor/Supervisor	Hon Chi International Investments Co., Ltd. Representative: ZHAO,HAO-YONG	5,500,000	20.37%
	Chairman/Director/Direc tor/Supervisor	Bon Shin International Investments Co., Ltd. Representative: XU,HONG-YING	18,000,000	66.67%
FuDing Precision Components (ShenZhen) Co., Ltd.	Executive Partner	LIN,NAN-HONG /SHAO,CHUN-SHENG/LIN,CHENG-HONG	0	0.00%
FIH (TIANJIN) PRECISION INDUSTRY CO., LTD.	Chairman/Director/Direc tor/Supervisor	CHEN,NIAN-MIN/MENG,XIAO-YI/LI,ZHEN-MING/JIANG,FU-YONG	0	0.00%
FIH (NANJING) COMMUNICATION CO.,LTD.	ExecutiveDirector/Supe rvisor	WANG,YU-ZHONG/CHEN,WEI-DE/PAN,LI-ZHONG/LI,YING-ZHENG	0	0.00%
FIH CO., LTD.	Chairman/Director/Direc tor/Supervisor	FIH Mobile Limited Representatitve:CHI,YU-YANG/ZHAN,WEN-REN/CHEN,HUI-ZHONG/PAN,LI-ZHONG	20,000,000	100.00%
Fuzhikang Precision Components (BeiJing) Co., Ltd.	Chairman/Director/Direc tor/Supervisor	CHEN,NIAN-MIN/ZHANG,ZHI-QIANG/MENG,XIAO-YI/JIANG,FU-YONG	0	0.00%
Fuzhikang Precision Electronics (LangFang) Co., Ltd.	Chairman/Director/Direc tor/Supervisor	LI,ZHEN-MING/MENG,XIAO-YI/CHEN,NIAN-MIN/JIANG,FU-YONG	0	0.00%
Fuxiang Private equity investment fund joint ventur	Chairman/Director/Direc tor/Supervisor	Henan Zhongyuan RongChuang Fund Management Co., Ltd.	0	0.00%
FuXiang Precision Industrial (KunShan) Co., Ltd.	Chairman/Director/Direc tor/Supervisor	LIN,YAN-SHENG /CAI,GUI-FANG/CHEN,GUAN-TING/WANG,LUN-JIE	0	0.00%
Fuhuajie Industrial (Shenzhen) Co., Ltd.	Chairman/Director/Direc tor/Supervisor	XU,XIAO-ZHONG/QIN,WEI-SHAN	0	0.00%
FU HUAKE PRECISION INDUSTRY (SHENZHEN) CO. LTD.	Chairman/Director/Direc tor/Supervisor	HE,GUO-LIANG/ LUO,WEI/WANG,HUI-MIN /HONG,JIN-SHENG	0	0.00%
FuhuaKe Precision Industry (GuiZhou) Co., Ltd.	Chairman/Director/Direc tor/Supervisor	WU,ZHAO-MING/ LIN,WEN-JIE /CAI,ZONG-ZHI/LUO,QI	0	0.00%
FUGUIKANG PRECISION ELECTRONICS (GUIZHOU) CO., LTD.	Chairman/Director/Direc tor/Supervisor	ZHANG,ZHENG-XUAN / CHENG,GUO-ZHANG/LIN,JIN-ZHU /DU,LING	0	0.00%
FuYang Soleros Technology(NANAYNG) CO., LTD	Supervisor	YOU,XIANG-FU/ ZHUANG,CHUN-YUAN /CHEN,QING-SHAN/LIU,CAN-HUI	0	0.00%

Company name	Title	Name or Representative	Shareholding	
			Number	%
FUMENG ELECTRONICAL TECHNOLOGY (HEZE) CO., LTD	Chairman/Director/Director/Supervisor	LU,XIONG-KANG/ LIN,WEN-ZHONG/YANG,PU-ER /YANG,GUANG-LUN	0	0.00%
Fu Sheng Optoelectronics Technology(Kunshan) Co., Ltd	Director/Director/Supervisor	WU, LI-QUN /YANG,GUANG-LUN/ JIAN,ZHI-MING /WANG,LUN-JIE	0	0.00%
FuDing Electronic Technology (JiaShan) Co., Ltd.	Chairman/Director/Director/Supervisor	LIN, YAN-SHENG/ HUANG,ZI-QIN/LI,NAN-HUI /WANG,LUN-JIE	0	0.00%
FuDing Precision Industrial (ZhengZhou) Co., Ltd.	Chairman/Director/Director/Supervisor	CHEN, YI-XIN/KANG,GUO-PING /LU,XIONG-KANG/JIAN,JING-QUAN	0	0.00%
Rich Dreams Network Technology (Hangzhou) Limited	Chairman/Director/Director/Supervisor	XIE,JIAN-ZHONG/XU,SI-YONG/WANG,XUE-GONG/OU, YU	0	0.00%
KICK2REAL CO., LTD.	Chairman/Director/Director/Supervisor	LinYih International Investments Co., Ltd. Representative:CHENG,PEI-ZHU	400,000	100.00%
Fuhong Cloud Computing (Tianjin)co. Ltd.	Chairman/Director/Director/Supervisor	WANG,CHENG-HUANGXU,TIAN-PING/WANG, YU-CHENG/LIAO,MING-GUI/	0	0.00%
Shanxi Yuding Precision Technology Co., Ltd.	Chairman/Director/Director/Supervisor	LU,JIAN-FENG/LIU,BIN-BIN/REN,LI-XIA	0	0.00%
Zhoukou Yuzhan Precision Technology Co. Ltd,	Chairman/Director/Director/Supervisor	XIONG,YI/XIANG,XU-HONG/HE,JIN-SHAN/LIU,LU	0	0.00%
Fulian Technology (Wuhan) Co.,Ltd.	Chairman/Director/Director/Supervisor	ZHAO,JIN-TIAN/YU,ZHI-CHAO/JIANG,XIAO-JIANG/REN,LI-XIA	0	0.00%
Fulian Technology(jiyuan)co.,Ltd.	Chairman/Director/Director/Supervisor	HUANG,JIAN-MING/YU,ZHI-CHAO/ZHAO,JIN-TIAN/LI,GONG-CHEN	0	0.00%
Fulian Lankao Technology Co. , Ltd,	Chairman/Director/Director/Supervisor	JIN,LEI/YU,ZHI-CHAO/ZOU,WEN-LONG/WU,QI-WEI	0	0.00%
Hebi Yuzhan Precision Technology Co.,Ltd.	Chairman/Director/Director/Supervisor	XUE,BO/YU,ZHI-CHAO/XIANG,XU-HONG/LI,GONG-CHEN	0	0.00%
Baichang Technology Service(tianjin) Co.ltd.	Chairman/Director/Director/Supervisor	LIAO,MING-GUI/HUANG,HAI/CHEN,CHUN-HUI/TANG,JI-LONG	0	0.00%
Fulian Guozhou Electronics (Shanghai) Co., Ltd.	Chairman/Director/Director/Supervisor	HUANG,GUO-RONG/LING,ZHI-PING/ZHENG,HONG-MENG/XU,NENG-QIAN	0	0.00%
Ambit Microsystems(Shanghai)Ltd.	Chairman/Director/Director/Supervisor	WANG,ZI-QIANG/LING,ZHI-PING/ZHENG,HONG-MENG/XU,NENG-QIAN	0	0.00%
System Integration Electronics ( Hangzhou ) Ltd . , Co .	Chairman/Director/Director/Supervisor	LIU,JIN-YU/HONG,JIN-SHENG/HE,RUI-KUN/ZENG,MING-HUI	0	0.00%
Haining System Integration Electronics Technology Co., Ltd.	Chairman/Director/Director/Supervisor	LIU,JIN-YU/HONG,JIN-SHENG/HE,RUI-KUN/ZENG,MING-HUI	0	0.00%
Fulian Fujia Zhichuang (Shenzhen) Technology Co., Ltd.	Chairman/Director/Director/Supervisor	WANG,QUAN-CHENG/LI,HUADONG/LIU,ZONG-CHANG/HE,RUI-KUN	0	0.00%
Fujiyun (Shenzhen) Technology Co. ,Ltd.	Chairman/Director/Director/Supervisor	LIU,ZONG-CHANG/HUANG,ZHAO-QI/ZHAO,CHEN-LONG/HE,RUI-KUN	0	0.00%

Company name	Title	Name or Representative	Shareholding	
			Number	%
Fulian Fuyi Precision Industry (Dongguan) Co., Ltd.	Chairman/Director/Director/Supervisor	HUANG,CHANG-YOU/HU,YA-JUN/LAI,YONG-SHENG/LI,XUAN-XIAN	0	0.00%
TaiYuan Fulian Intelligent Workshop Co., Ltd.	ExecutiveDirector/Supervisor	XU,XING-REN/YU,ZHI-CHAO/XIANG,XU-HONG/LEI,LI-FANG	0	0.00%
Zhengzhou Fulian Intelligent Workshop Co., Ltd.	Chairman/Director/Director/Supervisor	XU,XING-REN/YU,ZHI-CHAO/XIANG,XU-HONG/LEI,LI-FANG	0	0.00%
Shenzhen Yuzhan Precision Technology Co.,Ltd.	Chairman/Director/Director/Supervisor	QI,CHAO/XU,XING-REN/HONG,MING-XIN/CHEN,HUAN-CONG	0	0.00%
Hongfujin Precision Electronics(Tianjin)Co.,Ltd.	Chairman/Director/Director/Supervisor	XU,TIAN-PING/WANG,YU-CHENG/ LIAO,MING-GUI/WANG,CHENG-HUANG	0	0.00%
Flow Vision Technology	Chairman/Director/Director/Supervisor	LAI,ZHI-ZHONG/HONG,JIN-SHENG/CHEN,MIN-FENG/LI,MING	0	0.00%
FuJun Precision Electronics (ChongGing) Co., Ltd.	Chairman/Director/Director/Supervisor	LI,LONG-BIN/HONG,SONG-TAI/HUANG,KUN-YING/QIN,WEI-SHAN	0	0.00%
FuHon Yuan (ShenZhen) Environment Technology Inc.	ExecutiveDirector/Supervisor	HONG,RONG-CONG/GAO,CHONG-JIE	0	0.00%
FOXCONN GLOBAL NETWORK CORPORATION	Chairman	Asia Pacific Telecom Co.,Ltd. Representative:CHEN,PENG	14,180,000	40.40%
	Director	Asia Pacific Telecom Co.,Ltd. Representative: GAO,SHANG-ZHEN	14,180,000	40.40%
	Director	Hung Yang Venture Investment Co., Ltd. Representative:QIU,DENG-SONG	10,077,000	28.71%
	Director	Hung Yang Venture Investment Co., Ltd. Representative: HE,GUO-LIANG	10,077,000	28.71%
	Director	Gains Investment Corporation Representative:LIU,HONG-YI	3,000,000	0.85%
	Supervisor	Gains Investment Corporation Representative: WANG,XUE-NIANG	0	0.00%
Fuyun Acoustics Technology (Shenzhen) Co., Ltd.	Chairman/Director/Director/Supervisor	CUI,ZHI-CHENG/HUANG,FEI-HU/ZHANG,KUN/GAO,HUAI-SHENG	0	0.00%
FuYu Electronic Technology (HuaiAn) Co., Ltd.	Chairman/Director/Director/Supervisor	WU,RONG-FA / JIANG,YAN-LIN/HUANG,CHAO-DONG /JIAN,JING-QUAN	0	0.00%
Langfang city Fuyang New Energy Technology Co., Ltd.	ExecutiveDirector/Supervisor	LIU,CAN-HUI/ZHANG,REN-WEI	0	0.00%
LangFang Fertile Plan Logistics Co., Ltd.	ExecutiveDirector/Supervisor	YANG,QIU-JIN/LIU,FENG	0	0.00%
LangFang YuZhan Technology Limited	Chairman/Director/Director/Supervisor	XIANG,XU-HONG/XU,XING-REN/HONG,MING-XIN/YU,ZHI-CHAO	0	0.00%
ALTUS TECHNOLOGY INC.	Chairman	Hyield Venture Capital Co., Ltd. Representative:WANG,CHENG-HUANG	11,523,759	11.31%
	Director	Bon Shin International Investments Co., Ltd. Representative: LI,SHUN-DE	7,967,798	7.82%
	Director	Hon Chi International Investments Co., Ltd. Representative: HUANG,AI-QI	7,967,798	7.82%

Company name	Title	Name or Representative	Shareholding	
			Number	%
	Supervisor	LinYih International Investments Co., Ltd. Representative: GONG, WEN-LIN	6,154,156	6.04%
PREMIER IMAGE TECHNOLOGY (H.K.) LIMITED	Director	CHEN, PIN-YI	0	0.00%
BIG INNOVATION COMPANY LTD.	Chairman/Director/Director/Supervisor	BIG INNOVATION HOLDINGS LIMITED Representative: PENG, JIE-PING/YANG, SHENG-FAN/YAN, JIA-LIN/LIN, XIU-HAN	10,000,000	100.00%
LIFE 8 CREATIVE CO., LTD.	Chairman	LinYih International Investments Co., Ltd. Representative: HONG, JIN-SHENG	24,000,000	100.00%
HUNAN JUSDA Supply Chain Management Co., Ltd.	Executive Director/Supervisor	YANG, QIU-JIN/LIU, FENG	0	0.00%
Guizhou Hangtuo IOT Technology Co., Ltd.	Executive Director/Supervisor	WU, PENG/CHEN, XIN-SHEN	0	0.00%
GUIZHOU FUNAYUANCHUANG TECHNOLOGY CO., LTD	Executive Director/Supervisor	Wang, Chun-chieh/LU, WEN-BIN	0	0.00%
Guizhou FIH Precision Electronics Co., Ltd.	Chairman/Director/Director/Supervisor	WU, ZHAO-MING/ HUANG, YU-JING/YAN, JIN-QIAN/XIAO, ZHI-WEI	0	0.00%
Guizhou Fuhuada Electronic Co., Ltd.	Chairman/Director/Director	CAO, QI-LONG/LIU, HONG-REN/ZHUO, TONG-MIN	0	0.00%
DYNAMIC COMPUTING TECHNOLOGY CO., LTD.	Chairman/Director/Director/Supervisor	Bon Shin International Investments Co., Ltd. Representative: XU, SHOU-GUO/TANG, JI-LONG/ZHAN, HONG-ZHOU/WANG, CHENG-HUANG	12,000,000	100.00%
CloudMed CDMO Co., Ltd.	Chairman/Director/Director/Supervisor	Hung Yang Venture Investment Co., Ltd. representative: CAI, LI-TING/HONG, ZHENG-MIN/QIN, WEI-SHAN/CAI, BING-HAN	20,000,000	100.00%
Sound Solutions International	Executive Director/Supervisor	YANG, GUANG-LUN/JIAN, JING-QUAN	0	0.00%
Sound Solutions International (Zhenjiang) Co., Ltd.	Executive Director/Supervisor	YANG, GUANG-LUN/JIAN, JING-QUAN	0	0.00%
Sound Solutions International (Zhenjiang) Co., Ltd.	Executive Director/Supervisor	YANG, GUANG-LUN/JIAN, JING-QUAN	0	0.00%
Synergy Integration Technology (Shanghai) Inc	Executive Director/Supervisor	CHARLES YAWEI REN/QIN, WEI-SHAN	0	0.00%
Synergy Circulation Technology Co., Ltd.	Chairman	LinYih International Investments Co., Ltd. Representative: HONG, SONG-TAI	12,570,257	97.32%
	Director	LinYih International Investments Co., Ltd. Representative: GAO, SHI-ZHONG	12,570,257	97.32%
	Director	LinYih International Investments Co., Ltd. Representative: SHI, CHUN-HAO	12,570,257	97.32%
	Supervisor	QIN, WEI-SHAN	0	0.00%
Polight Technologies Ltd.	Director	Fullertain Information Technologies Limited Representative: YE, CHENG-EN	NTD 357,000,000	-

Company name	Title	Name or Representative	Shareholding	
			Number	%
Xinjiang Kaopu Supply Chain Management Co., Ltd.	Executive Director/Supervisor	LI, YONG-RUI/ZHAO, KE-WEI	0	0.00%
Yuan Kang Agricultural Technology Co., Ltd.	Chairman/Director/Director/Supervisor	LIU, JI-REN/BAI, PEI-YU/TIAN, PEI-LING/CHEN, KAI-SHENG	0	0.00%
YanTai FuLiTong International Trading Co., Ltd.	Chairman/Director/Director/Supervisor	ZHENG, GUANG-JIE/LIN, YI-SONG/WANG, YAO-DONG/LUO, SHENG-QI	0	0.00%
EFEIHU ( YANTAI) LIMITED	Chairman/Director/Director/Supervisor	ZHENG, GUANG-JIE/GU, XI-YAN/LIU, XIAO-MING/XIA, KE-PING	0	0.00%
YanTai FuTaiTong International Logistics Co., Ltd.	Executive Director/Supervisor	YANG, QIU-JIN/LIU, FENG	0	0.00%
YanTai FuHuaDa Precision Co., Ltd.	Chairman/Director/Director/Supervisor	ZHENG, GUANG-JIE/WANG, YAO-DONG/HU, JUN-QI/LI, CHUAN-LI	0	0.00%
Yantai Economic & Technological Development Area Hon	Legal Representative	LIU, TAO	0	0.00%
Yantai Ur New Material Technology Co., Ltd.	Chairman/Director/Director/Supervisor	JIN, BI-QIAO/JIANG, XIAO-BO/LIU, SHI-MING/CHEN, SHOU-BIN	0	0.00%
KING GIANTS PRECISION IND. CO., LTD.	Chairman/Director/Director/Supervisor	Hyield Venture Capital Co., Ltd. Representative: CHEN, MI-JIAN/HUANG, GUO-YAN/YANG, SHI-JUN/LIN, DONG-SHENG	500,000	100.00%
Inncom Technology (ChongQing) Co., Ltd.	Chairman/Director/Director/Supervisor	ZHENG, SHI-PING/MO, RUI-LIN/HUANG, KUN-YING/QIN, WEI-SHAN	0	0.00%
CHIUN MAI COMMUNICATION SYSTEMS, INC.	Chairman	TRANSLUCK HOLDING LIMITED Representative: CHI, YU-YANG	128,314,000	85.54%
	Director	TRANSLUCK HOLDING LIMITED Representative: LIN, JIA-YI	128,314,000	85.54%
	Director	TRANSLUCK HOLDING LIMITED Representative: AN, LI-ZHONG	128,314,000	85.54%
	Supervisor	DAI, WEI-SI	0	0.00%
LINKOOH TECHNOLOGY INC.	Chairman	LIFE 8 CREATIVE CO., LTD. Representative: HONG, JIN-SHENG	4,975,000	99.50%
	Director	LIFE 8 CREATIVE CO., LTD. Representative: HE, GUO-LIANG	4,975,000	99.50%
	Director	LIFE 8 CREATIVE CO., LTD. Representative: LIN, YI-XUN	4,975,000	99.50%
	Supervisor	XU, HONG-YING	0	0.00%
JiaShan PV Technology Co. Ltd.	Chairman/Director/Director/Supervisor	YOU, XIANG-FU/LIU, CAN-HUI/CHEN, QING-SHAN/CAI, GUI-FANG	0	0.00%
Jia Ming Leasing (Shanghai) Company Limited	Chairman/Director/Director/Supervisor	DU, LING/HUANG, DE-CAI/ZHANG, REN-WE/CAI, GUI-FANG	0	0.00%
Jiaxing Zhixie Trading Co., Ltd.	Chairman/Director/Director/Supervisor	HU, GUO-HUI/ZHAN, MING-SHENG/ YE, JIAN-DONG/XIONG, SHI-LI	0	0.00%
JiaXin Aifengpai Trading Co., Ltd.	Chairman/Director/Director/Supervisor	HU, GUO-HUI/YE, JIAN-DONG/DENG, XIN-YU / LIN, TAO	0	0.00%
G-TECH Optoelectronics (Shenzhen) Co., Ltd	Chairman/Director/Director/Supervisor	XIONG, YI/LIU, LU/ZHOU, XIAO-NING/ SHEN, JIA-ZHEN	0	0.00%
Fushirui ChenDu Precision Industry Co., Ltd.	Chairman/Director/Director/Supervisor	LIN, DONG-SHENG/CAI, ZI-QI/ZENG, ZHI-KUAN/HUANG, QIN-XIAN	0	0.00%

Company name	Title	Name or Representative	Shareholding	
			Number	%
Fushirui Zhengzhou Precision Industry Co., Ltd.	Director/Director/Director/Supervisor	LIN,DONG-SHENG/ZHAO,YUN/CAI,ZI-QI/HUANG,QIN-XIAN	0	0.00%
Guangzhou Wangliu Logistics Co., Ltd.	ExecutiveDirector/Supervisor	FENG,XIN-LING/YIN,XIAO-REN	0	0.00%
GUANGZHOU JUSDA SUPPLY CHAIN MANAGEMENT CO., LTD.	ExecutiveDirector/Supervisor	YANG,QIU-JIN/LIU,FENG	0	0.00%
Guangzhou Ur Materials Technology Co., Ltd.	Chairman/Director/Director/Supervisor	ZHUO,JIA-QING/TU,JIAN-HUI/LIU,SHI-MING/CHEN,SHOUBIN	0	0.00%
China ASEAN Supply Chain Management Co., Ltd.	Chairman/Vice-Chairman/Director/Director/Supervisor/Supervisor	ZHENWEI MAO/NITHI PATARACHOKE/LIU,FENG/YANG,QIU-JIN/PAITON JIRANANTARAT/ZHENG,QIWEI/CHARINTORN NOPARAT	0	0.00%
Guangxi Yuchai Logistics Co.,Ltd.	Director/Director/Director/Supervisor/Supervisor	QIU,JIAN-JUN/ZHOU,YU-HAO/YAN,LI/LU,XIAOLE/RAN,JIN-JUN	0	0.00%
Guangxi Yuchai Logistics Co.,Ltd.	Chairman/Director/Director/Director/Supervisor	ZHOU,YU-HAO/ LIU,FENG/WU,JUN/ YANG,QIU-JIN/LIU,ZHIHONG/ WANG,QUAN	0	0.00%
Guangxi Youfu Logistics Co., Ltd.	ExecutiveDirector/Supervisor	RAN,JIN-JUN/HUANG,JIN-PENG	0	0.00%
Guangxi Power Source Technology Development Co., Ltd.	ExecutiveDirector/Supervisor	XIE,LIN-JIAN/ YAN,LI	0	0.00%
WEISHAN QIHANG LOGISTICS CO., LTD.	Chairman/Director/Director/Supervisor	QIU,JIAN-JUN/ ZHOU,YU-HAO/HUANG,HUA-BIAO/RAN,JIN-JUN	0	0.00%
Guangxi Kairui Supply Chain Management Co., Ltd.	ExecutiveDirector/Supervisor	RAN,JIN-JUN/NONG,ZHENG	0	0.00%
Guangxi Fumeng Innovation Technology Co., Ltd.	ExecutiveDirector/Supervisor	CHEN,YU-FU/PAN,ZHOU-NING	0	0.00%
Guangxi Changxing Tire Sales Co., Ltd.	ExecutiveDirector/Supervisor	LUO,HAI-YUN/ LU,XIAOLE	0	0.00%
Guangxi Changtu Tire Sales Co., Ltd.	ExecutiveDirector/Supervisor	LUO,HAI-YUN/ XIE,LIN-JIAN	0	0.00%
Guangxi Changtu Tire Sales Co., Ltd.	ExecutiveDirector/Supervisor	LUO,HAI-YUN/ XIE,LIN-JIAN	0	0.00%
Guangxi Changtu Tire Sales Co., Ltd.	ExecutiveDirector/Supervisor	XIE,LIN-JIAN/ WU,PENG	0	0.00%
Guangxi Coolco Supply Chain Technology Co., Ltd.	ExecutiveDirector/Supervisor	YAN,LI/ LI,NA	0	0.00%
Pan Zhou Fu Gui Kang Precision Electronic Co. Ltd.	Chairman/Director/Director/Supervisor	LIU,HONG-REN/LIN,WENBIN/XU,BO-MING/LI,WEI-QUAN	0	0.00%



Company name	Title	Name or Representative	Shareholding	
			Number	%
FOXNUM TECHNOLOGY CO., LTD.	Chairman	Bon Shin International Investments Co., Ltd. Representative:LIAO,YONG-SHENG	6,713,106	13.45%
	Director	Bon Shin International Investments Co., Ltd. Representative: SU,YI-CHENG	6,713,106	13.45%
	Director	HONG QI International Investments Co., Ltd.Representative: CHEN,XIN-AN	14,973,839	29.99%
	Director	HONG QI International Investments Co., Ltd.Representative: WU,JIN-TAI	14,973,839	29.99%
	Director	HONG QI International Investments Co., Ltd.Representative: ZHANG,JUN-GUO	14,973,839	29.99%
	Supervisor	HUNG YUAN International Investments Co., Ltd. Representative: LIN,YI-ZHONG	11,064,632	22.16%
Zhengzhou Yongyang Testing Services Co., Ltd	Chairman/Supervisor	CAO,FENG-QIN/ JIANG,MU-REN	0	0.00%
ZhengZhou Justa Logistics Co., Ltd	ExecutiveDirector/Supervisor	YANG,QIU-JIN/LIU,FENG	0	0.00%
Zhengzhou Jusda Industrial Park Development Co., Ltd.	ExecutiveDirector/Supervisor	YANG,QIU-JIN/LIU,FENG	0	0.00%
Zhengzhou Zhunxuntong technology Co., Ltd.	ExecutiveDirector/Supervisor	YANG,QIU-JIN/LIU,FENG	0	0.00%
Zhengzhou Airport Economic comprehensive Experiment	Chairman/Director/Director/Supervisor	WANG,HAN-PING/HUANG,DE-CAI/ZHANG,REN-WEI/WANG,LUN-JIE	0	0.00%
Zhengzhou Fuyu Occupation training school	Legal Representative	ZHANG,ZHAN-WU	0	0.00%
Zhengzhou Fuyusheng Energy Technology Co., Ltd.	Chairman/Director/Director/Supervisor	YOU,XIANG-FU/LIU,CAN-HUI/CHEN,JIONG-LIANG/WANG,LUN-JIE	0	0.00%
Zhengzhou Fuyucheng Agricultural Biotechnology Co., Ltd.	Chairman/Director/Director/Supervisor	YOU,XIANG-FU/LIU,CAN-HUI/CHEN,JIONG-LIANG/WANG,LUN-JIE	0	0.00%
Zhengzhou Hongren cutting tools Co.,Ltd.	Chairman/Director/Director/Supervisor	JIANG,YI-MIN/ SHI,SHU-GUANG/LI,QING-GUO/ZHENG,HAO	0	0.00%
Zhengzhou WanmaYun Elec. Technology Co., Ltd.	Chairman/Director/Director/Supervisor	CHEN,LIAN-ZHU/WANG,ZHI-WEN/ZHANG,GANG/GUO,YAN-HONG	0	0.00%
Kaopu Information Technology (Beijing) Co., Ltd.	Chairman/Director/Director/Supervisor	ZHAO,ZHONG-SHAN/YANG,QIU-JIN/LI,YONG-RUI/LIU,FENG	0	0.00%
Kaopu Information Technology (Shenzhen) Co., Ltd.	ExecutiveDirector/Supervisor	SUN,MING-HUA/ LIANG,RUI	0	0.00%
XINGFOX ENERGY TECHNOLOGY CO., LTD.	Chairman/Director/Director/Supervisor	XingFox Energy (Cayman) Technology Co., Ltd. Representative:	7,503,000	100.00%
Hengyang Fuxiangyun Culture Co., Ltd.	Chairman/Director/Director/Supervisor	XU,ZHI-JIAN/LONG,SHI-KAI/ZUO,GUAN-JUN/HUANG,GUANG-YU	0	0.00%
Hengyang Yuzhan Precision Technology Co.,Ltd	Chairman/Director/Director/Supervisor	XUE,BO/YU,ZHI-CHAO/XIANG,XU-HONG/CHEN,HUAN-CONG	0	0.00%

Company name	Title	Name or Representative	Shareholding	
			Number	%
HENGYANG HENGZHIFU FINANCE AND ACCOUNTING SERVICES CO.,LTD	Chairman/Director/Director/Supervisor	WU,ZHENG-GAO/ WU,YAN/LI,LE-HONG/ XIE,YI-FANG/LU,CHU-HONG	0	0.00%
Heng Yang FuTaiHong Precision Industry Co., Ltd.	Chairman/Director/Director/Supervisor	LIAO,YI-JUN/ OU,YANG-WEN/LI,YU-LONG/ ZHANG,GUO-JING	0	0.00%
Industrial Fulian Hengyang Zhizaogu Co., Ltd.	Chairman/Director/Director/Supervisor/Supervisor/Supervisor	KONG,JIAN-BIN/LI,GUANG-HUI/ YANG,HONG-YAN/LIU,XIAO-JUAN/ LI,AI-LING	0	0.00%
XilinGol League Beiguobatu Supply Chain Management Co., Ltd.	Executive Director/Supervisor	ZHANG,WEN-JUN/ YANG,ZHONG-BO	0	0.00%
Ur Industry Materials (LangFang) Co., Ltd.	Chairman/Director/Director/Supervisor	CHEN,WEN-RONG/JIANG,HUANWU/DU,MO-XI/LIANG,ZHI-BIN	0	0.00%
Ur Materials Industry (ShenZhen)Co., Ltd.	Chairman/Director/Director/Supervisor/Supervisor/Supervisor	LIU,SHI-MING/TU,JIAN-HUI/DU,MO-XI/JIANG,XIAO-BO/	0	0.00%
Ur New Materials Technology (Wuhan) Co., Ltd	Chairman/Director/Director/Supervisor	JIN,BI-QIAO/JIANG,XIAO-BO/LIU,SHI-MING/CHEN,SHOUBIN	0	0.00%
Ur Hongxin Testing Technology (Dongguan) Co., Ltd.	Chairman/Director/Director/Supervisor	CHEN,WEN-RONG/LIU,MEI-ZHAO/DING,LI-MIN/LIANG,ZHI-BIN	0	0.00%
Ur Hongxin Detection Technology (Shenzhen) Co., Ltd	Chairman/Director/Director/Supervisor	CHEN,WEN-RONG/LIU,MEI-ZHAO/DING,LI-MIN/LIANG,ZHI-BIN	0	0.00%
Jinan Development Property Development Co., Ltd.	Chairman/Director/Director/Supervisor	ZHANG, REN-WE/CAI,GUI-FANG/HUANG,DE-CAI/WANG,LUN-JIE	0	0.00%
Scienbizip Consulting (SZ) Ltd.	Chairman/Director/Director/Supervisor	XIE,ZHI-WEI/LIN,JIA-SHENG/WENG,JUN-YI/CAI,PEIYUN/DAI,WEI-TING	0	0.00%
Scienbizip Consulting (Far East) Co., Ltd.	Chairman	ScienBiziP Consulting Inc. Representative:	5,000,000	100.00%
QUKUAILIAN INFORMATION TECHNOLOGY (SHENZHEN) CO., LTD.	Chairman/Director/Director/Supervisor	LI,REN-JIE/SOULAIMANE HTITE/	0	0.00%
HonYuan International Investments Co., Ltd.	Chairman	Hon Hai Precision Industry Co., Ltd. Representative:: HUANG,DE-CAI	341,678,900	100.00%
Hongzhaoda Integrated Innovative Service(Kunshan) Co.,Ltd	Chairman/Director/Director/Supervisor	CHEN,JING-XUN/CHEN,JUN-CHENG/YU,ZHONG-XUN/HONG,SONG-TAI	0	0.00%
INGRASYS TECHNOLOGY INC.	Chairman/Director/Director/Director/Supervisor/Supervisor	INGRASYS (SINGAPORE) Pte Ltd. Representative:	45,410,000	100.00%
HongZhun Precision Tooling (KunShan) Co., Ltd.	Director/Director/Supervisor	ZHUANG,YUAN-ZHENG/CHEN,GUANTING/YANG,YULUN/WANG,LUN-JIE	0	0.00%
HongZhun Precision Tooling (ShenZhen) Co., Ltd.	Chairman/Director/Director	ZHI,JI-LU/HONG,ZHIQIAN/WU,JIAN-HE	0	0.00%
Foxway Precision Industrial (HangZhou) Co., Ltd.	Chairman/Director/Director/Supervisor	HUANG,GUO-RONG/LIU,JINYU/HONG,JIN-SHENG/LI,HONGWEN	0	0.00%
Hon Hai Investment Management Consulting Co., Ltd.	Chairman	Bon Shin International Investments Co., Ltd. Representative:XIE,XIANQING	5,000,000	100.00%

Company name	Title	Name or Representative	Shareholding	
			Number	%
Hon Hai International Investment Co., Ltd.	Chairman	Bon Shin International Investments Co., Ltd. Representative:HUANG,QIU-LIAN	11,000,000	100.00%
Hongfu (Shenzhen) Equity Investment Fund Management Co., Ltd.	Chairman/Director/Director/Supervisor	HUANG,DE-CAI/WANG SEN/LIN,XING-YANG/	0	0.00%
HONG FU CHENG Technology (Tianjin) Co., Ltd	ExecutiveDirector/Supervisor	LI,GUO-YU/DU,LING	0	0.00%
HON FU CHENG PRECISION ELECTRONICS (CHENGDU) CO., LTD.	Chairman/Director/Director/Supervisor	LI,GUO-YU/Yang, Chingkuang/CHENG,HUI-ZHEN/DU,LING	0	0.00%
Hongfuzhun Precision Shenzhen Co., Ltd.	Chairman/Director/Director/Supervisor	WANG,XUE-SONG/HUANG,MING-RUI/ZHAO,YUN/CHENG,FANG-YI	0	0.00%
HongFuTai Precision Electronics (YanTai) Co., Ltd.	Chairman/Director/Director/Supervisor	LIN,YI-SONG/WANG,YAO-DONG/LIN,CHUN-XI/CHEN,PIN-YI	0	0.00%
Hongfu Inno ( Hangzhou ) Co., Ltd.	Chairman/Director/Director/Supervisor	LI,GUO-YU/Yang, Chingkuang/QIU,MEI-XUN/YANG,WEN-HONG	0	0.00%
HONGFUSHENG PRECISION ELECTRONICS (ZHENGZHOU) CO., Ltd.	Chairman/Director/Director/Supervisor	CHEN,ZHAO-DE/LIAO,ZHEN-YU/ZHOU,SHU-ZHENG/LIAO,QI-JIE	0	0.00%
HONGFUJIN PRECISION INDUSTRY (WUHAN) CO., LTD	Chairman/Director/Director/Supervisor	HUANG,KUN-YING/ FAN,ZHEN-SHENG/ LIN,YI-SHENG/HONG,SONG-TAI	0	0.00%
Hongfujin Precision Industry (Shenzhen) Co., Ltd.	Chairman/Director/Director	ZHU,HUAN-RONG/CHEN,ZHENG-GUO/ZHANG,CHUAN-WANG	0	0.00%
Hong Fujin Precision Industry (HengYang) Co., Ltd.	Chairman/Director/Director/Supervisor	WU,JIAN-HE/LIU,LI-RONG/TANG,QING-GUI/CHEN,YU-LAN	0	0.00%
HongFuJin Precision Electronics (ChengDu) Co., Ltd	Chairman/Director/Director/Supervisor	LI,GUO-YU/Yang, Chingkuang/CHENG,HUI-ZHEN/DU,LING	0	0.00%
HongFuJin Precision Electronics (ChongQing) Co., Ltd.	Chairman/Director/Director/Supervisor	LI,LONG-BIN/FANG,HONG-GUANG/ZHANG,GUO-HONG/HONG,SONG-TAI	0	0.00%
Hongfujing Precision electronic ( KaiLi) Co., Ltd.	Chairman/Director/Director/Supervisor	LUO,QI/XU,LEI/ZHANG,MENGYANG/CAO,QI-LONG/CHEN,PIN-YI	0	0.00%
HONGFUJIN PRECISION ELECTRONICS (GUIYANG) CO., LTD	Chairman/Director/Director/Supervisor	LI,YU-WEI/NI,FENGGUO/WANG,YU-CHENG/WANG,CHENG-HUANG	0	0.00%
HongFuJin Precision Industrial (YanTai) Co., Ltd.	Chairman/Director/Director/Supervisor	ZHENG,GUANG-JIE/LIAO,YING-LANG/PENG,YAO-ZHE /XIA,KE-PING	0	0.00%
HongFuJin Precision Electronics (ZhengZhou) Co., Ltd.	Chairman/Director/Director/Supervisor	WANG,ZHI-WEN/ZHANG,GANG/CHEN,LIAN-ZHU/GUO,YAN-HONG	0	0.00%
Hon Young Semiconductor Corporation	Chairman/Director/Director/Supervisor	Hon Hai Precision Industry Co., Ltd. Representative:HUANG,DE-CAI/CHEN,WEI-MING/HE,JIA-HUA/HUANG,BI-JUN	317,000,000	100.00%
Hyield Venture Capital Co., Ltd.	Chairman Supervisor	Hon Hai Precision Industry Co., Ltd. Representative:HUANG,DE-CAI	1,174,960,420	97.95%

Company name	Title	Name or Representative	Shareholding	
			Number	%
	Chairman Supervisor	Bon Shin International Investments Co., Ltd. Representative: ZHANG, CHUAN-WANG	24,539,580	2.05%
HonYiing International Investments Co., Ltd.	Chairman	HonYuan International Investments Co., Ltd. Representative: HUANG, DE-CAI	1,667,000	50.00%
	Chairman/Director/Director/Supervisor	Hon Chi International Investments Co., Ltd. Representative: ZHANG, CHUAN-WANG	1,667,000	50.00%
Hon Chi International Investments Co., Ltd.	Chairman/Supervisor	Hon Hai Precision Industry Co., Ltd. Representative: HUANG, DE-CAI	300,280,000	100.00%
Foxtron Vehicle Technologies (Hangzhou) Co., Ltd.	Executive Director/Supervisor	CHEN, QING-YA/LI, BING-YAN/KANG, SHU-ZHENG/XIAO, WEN	0	0.00%
Foxtron Vehicle Technologies Co., Ltd.	Chairman	Hon Hai Precision Industry Co., Ltd. Representative: LIU, YANG-WEI	794,400,000	51.00%
	Vice-Chairman	Hua-chuang automobile information technical center co., ltd. Representative: ZUO, ZI-SHENG	763,200,000	49.00%
	Director	Hon Hai Precision Industry Co., Ltd. Representative: HUANG, QIU-LIAN	794,400,000	51.00%
	Director	Hon Hai Precision Industry Co., Ltd. Representative: YE, GUANG-ZHAO	794,400,000	51.00%
	Director	Hon Hai Precision Industry Co., Ltd. Representative: LI, GUANG-YAO	794,400,000	51.00%
	Director	Hua-chuang automobile information technical center co., ltd. Representative: YAO, ZHEN-XIANG	763,200,000	49.00%
	Director	Hua-chuang automobile information technical center co., ltd. Representative: CAI, WEN-LONG	763,200,000	49.00%
	Supervisor	HUANG, BI-JUN	0	0.00%
	Supervisor	CHEN, YUAN-LONG	0	0.00%
Hong Chi Consultant (Shenzhen) Co., Ltd	Executive Director/Supervisor	GUO, JUN-HONG/ZHANG, JIN-WEN	0	0.00%
Hong Ding Management Consultants (Shenzhen) Co., Ltd.	Executive Director/Supervisor	HUANG, DE-CAI/LIN, XING-YANG	0	0.00%
OMNIGUIDER INC.	Chairman	LIFE 8 CREATIVE CO., LTD. Representative: SUN, SHU-GUO	1,250,000	68.22%
	Director	LIFE 8 CREATIVE CO., LTD. Representative: GAO, QI-XIANG	1,250,000	68.22%
	Director	LIFE 8 CREATIVE CO., LTD. Representative: HE, GUO-LIANG	1,250,000	68.22%
	Supervisor	CHEN, ZI-YING	0	0.00%
ANHUI HONGQING PRECISION MACHINE CO., LTD.	Chairman/Director/Director/Supervisor	LIN, DONG-SHENG/WANG, XUE-SONG/ZHUANG, DE-JI/SHI, HAI-FANG	0	0.00%
Hong-Qi Mechatronics (Anhui) Co., Ltd.	Chairman/Director/Director/Supervisor	LIN, DONG-SHENG/CAI, ZI-QI/PAN, AN-SHENG/CHEN, FEI-XU	0	0.00%
HON LIN Technology Co., Ltd.	Chairman/Director	Hyield Venture Capital Co., Ltd. Representative:	10,000,000	100.00%
Hongwan Semiconductor (Shenzhen) Co., Ltd.	Chairman/Director/Director/Supervisor	ZHONG, QIU-XIONG/ HE, ZONG-XIAN/LIU, JIN-XUN/	0	0.00%

Company name	Title	Name or Representative	Shareholding	
			Number	%
Sound Solutions International	Executive Director/Supervisor	YANG, GUANG-LUN/ JIAN, JIAN-JING-QUAN	0	0.00%
Jiangyu Innovation Medical Technology Chengdu CO., LTD	Chairman/Director/Director/Director/Supervisor	JIANG, ZHI-XIONG/LIU, BING-HAO/WANG, NING/ZHANG, YA-FANG/	0	0.00%
SHIH HUA TECHNOLOGY LTD.	Supervisor	CN Touch Inc Representative:	16,000,000	100.00%
Penglong Real Estate Development (Jincheng) Co., Ltd.	Chairman/Director/Director/Supervisor	GUO, YUE-MEI/DU, LING/LIU, HUI-YING/JING, HAI-LONG	0	0.00%
Bon Shin International Investments Co., Ltd.	Chairman	Hon Hai Precision Industry Co., Ltd. Representative:: HUANG, DE-CAI	1,163,730,000	100.00%
Teng Yi New Energy Technology (Kunshan) Co., Ltd	Chairman/Director/Director/Supervisor	YANG, ZONG-HAN/HUANG, QUAN-DE/CAO, CHANG-GONG/WANG, LUN-JIE	0	0.00%
Lankao YuFu Precision Technology Co., Ltd.	Chairman/Director/Director/Supervisor	XU, XING-REN/JIN, LEI/YU, ZHI-CHAO/LI, GONG-CHEN	0	0.00%

## (g) Summarized Operation Results of Affiliated Enterprises

Unit:NTD

Company name	Currency	Paid-in Capital	Total Liabilities	Net Worth	Net Operating Revenue	Operating Income	Profit/Loss for Current Period	EPS
1st Special Material International Holdings Limited	TWD	608,628,421	312,886,610	295,741,812	106,582,812	40,082	(23,408,041)	(0.04)
689522 N.B. Ltd.	TWD	0	0	0	0	0	0	0.00
ACHERNAR HOLDINGS LTD.	TWD	(16,535,368)	13,840,000	(30,375,368)	0	0	(526,542,596)	(1.00)
AchernarTek Inc.	TWD	141,600,694	171,976,061	(30,375,368)	0	(525,439,618)	(526,542,596)	(1.00)
Adams Street Development, LLC	USD	20,343,927	(16,282)	20,327,644	42,954	98,765	98,765	0.00
Advance Automation Holding Co., Ltd.	TWD	2,815,815,484	0	2,815,815,484	0	0	438,983,812	0.94
Advance Class Holdings Limited	TWD	748,130,307	0	748,130,307	0	0	36,440,590	0.22
AFE, INC.	TWD	2,879,005,104	246,019,563	2,632,985,541	549,319,263	(52,773,613)	(58,867,721)	(0.02)
Aguila Convergence Worldwide, Inc.	TWD	0	0	0	0	0	0	0.00
Ambit International Limited	TWD	55,968,379,689	0	55,968,379,689	0	(46,217)	8,742,125,529	4.24
Ambit Microsystems (Cayman) Ltd.	TWD	51,688,198,647	0	51,688,198,647	0	(204,473)	8,082,277,853	4.12
Anrui Holdings Limited	TWD	0	0	0	0	0	0	0.00
Apex Gold Limited	TWD	(14,155,524)	0	(14,155,524)	0	0	(52,071)	0.00
Aptech Electronics Pte. Ltd.	USD	230,018	8,455	221,563	0	(35,309)	(35,309)	(0.11)
Argyle Holdings Limited	TWD	187,352,339,915	0	187,352,339,915	0	(134,028)	13,474,228,286	1.70
Armadale Holdings Limited	TWD	10,242,187,729	0	10,242,187,729	0	(1,296,387)	1,372,798,726	0.63
Asia Pacific Telecom Hong Kong Co., Ltd.	NTD	2,997,303	53,171	2,944,132	0	(96,924)	(174,167)	(0.00)
Asia Sino Industrial Limited	TWD	14,627,290,144	0	14,627,290,144	0	0	1,429,247,671	0.29
Asian Luck Industrial Limited	TWD	38,712,307	0	38,712,307	0	(71,846)	1,262,327	0.01
Asiawell Engineering Limited	USD	0	0	0	0	0	0	0.00
BAKER STREET LLC	USD	53,859,658	0	53,859,658	0	0	367,485	0.00
Bang Tai International Logistics Co., Limited	HKD	399,048,281	135,454,102	263,594,179	431,352,829	114,498,551	95,311,965	9.53
Belkin Asia Pacific Limited	USD	41,196,207	38,388,834	2,807,373	47,856,694	872,649	2,073,938	0.00
Belkin B.V.	USD	60,924,037	7,769,628	53,154,409	10,641,953	10,651,118	6,698,456	0.00
Belkin C.V. (US), Inc.	USD	45,347,468	95,502,004	(50,154,535)	0	(1,055,167)	347,489	0.00
Belkin Canada Corporation	USD	1,135,331	518,133	617,197	1,083,904	(42,187)	(74,961)	0.00
Belkin Echo B.V.	USD	214,662	7,715	206,947	0	(22,250)	(28,849)	0.00

Company name	Currency	Paid-in Capital	Total Liabilities	Net Worth	Net Operating Revenue	Operating Income	Profit/Loss for Current Period	EPS
Belkin Echo Holdings LLC	USD	3,880,762	0	3,880,762	0	1,963,999	(619,238)	0.00
Belkin Gmbh (Germany)	USD	4,826,134	63,700	4,762,434	1,076,041	111,972	111,972	0.00
Belkin HK Technology Limited	USD	6,994	8,913	(1,919)	0	3,396,009	3,396,009	0.00
Belkin Hong Kong Limited	USD	4,290,077	1,972,217	2,317,859	8,919,568	(625,350)	288,662	0.00
Belkin Inc.	USD	347,939,881	57,890,539	290,049,342	325,793,071	9,374,483	4,551,270	0.00
Belkin India Private Limited	USD	1,416,923	193,133	1,223,790	268,211	43,877	29,572	0.00
Belkin International, Inc	USD	132,536,234	166,517,951	(33,981,717)	293,361	4,077,074	4,647,990	0.00
Belkin KK	USD	7,343,545	6,802,844	540,701	14,592,108	(131,068)	(240,466)	0.00
Belkin Limited-Australia	USD	25,230,525	15,113,075	10,117,450	42,683,009	1,402,830	901,205	0.00
Belkin Limited-Korea	USD	2,496,056	1,173,504	1,322,552	1,983,596	222,257	227,074	0.00
Belkin Limited-UK	USD	69,481,372	91,363,268	(21,881,896)	156,049,022	9,830,722	5,897,787	0.00
Belkin PTE Limited	USD	1,365,486	153,443	1,212,042	791,885	24,035	26,604	0.00
Belkin SAS	USD	2,395,276	324,629	2,070,648	1,989,256	108,804	108,804	0.00
Best Behaviour Holdings Limited	TWD	944,584,180,593	26,800,750,364	917,783,430,230	0	(6,861,049,500)	84,021,773,351	0.48
Best Behaviour Limited	TWD	191,490,598,899	5,419,660,351	186,070,938,548	0	0	11,823,862,056	0.99
Best Ever Industries Limited	TWD	21,688,005,908	21,045,947,105	642,058,803	70,872,247,264	530,213,614	510,963,770	3.69
BEST EVER PTE. LTD.	TWD	59,434,108	391,368	59,042,741	0	(474,854)	(474,854)	(0.01)
BEST EVER TECHNOLOGY INDIA PRIVATE LIMITED	TWD	0	0	0	0	0	0	0.00
Best Gold Trading Limited	USD	85,228,696	0	85,228,696	0	(2,470)	1,433,822	0.03
Best Leap Enterprises Limited	TWD	18,937,695,504	14,534,754,963	4,402,940,541	0	5,013,846	294,817,126	0.00
Beten (Cayman) Limited	TWD	4,205,395	0	4,205,395	0	0	0	0.00
Beyond Maximum Industrial Limited	TWD	139,535	0	139,535	0	(3,334,114)	1,148	0.01
Bharat FIH Limited	INR	62,004,303,655	31,422,149,403	30,582,154,253	171,648,810,001	2,226,055,435	1,931,680,791	0.81
Big Build Enterprises Limited	USD	9,739,108	0	9,739,108	0	0	0	0.00
Big Innovation Holdings Limited	TWD	68,715,379	6,228,000	62,487,379	0	(985,672)	(626,635,378)	(0.63)
Breaktime Ltd.	TWD	(67,924,229)	0	(67,924,229)	0	(190,608)	(36,424,036)	(0.55)
Bright Ever Holdings Limited	TWD	212,205,675	0	212,205,675	0	(33,332)	(25,881)	0.00
Broad Praise Limited	USD	1,508,676	0	1,508,676	0	0	478	478.33
Burrage Capital Healthcare Offshore Fund II, Ltd.	TWD	574,693,433	0	574,693,433	0	28	339,217,598	0.82

Company name	Currency	Paid-in Capital	Total Liabilities	Net Worth	Net Operating Revenue	Operating Income	Profit/Loss for Current Period	EPS
Cai Hung Ning Cloud Application Services Co., Ltd.	TWD	12,507,568	226,976	12,280,592	1,428,902	499,614	151,870	0.18
Carston Limited	TWD	6,058,578,249	1,920,319,265	4,138,258,984	0	2,035,291	16,091,633	0.00
Chained Finance Limited (Cayman)	TWD	84,289,697	419,435	83,870,262	0	(18,383,383)	6,952,754	0.03
Chained Finance Limited (HK)	TWD	84,289,697	419,435	83,870,262	0	(18,383,383)	6,952,754	0.03
Champion Era Limited	USD	3,783,104	0	3,783,104	0	(30)	2,203,103	1.39
ChanterAnts Enterprise Application Cloud Services Co., Ltd.	TWD	12,283,830	0	12,283,830	0	0	151,870	0.18
Charm Prestige Limited	USD	19,000,001	0	19,000,001	0	0	0	0.00
Cheong Hing Limited	TWD	73,961	0	73,961	0	(87,811)	(87,811)	(0.03)
Chief Expertise Limited	USD	110,304,604	109,759,604	545,000	0	0	0	0.00
China Galaxy Enterprises Limited	TWD	656,232,638,323	94,140	656,232,544,183	0	(48,765)	71,565,895,867	0.62
Choice Green Limited	USD	2	1	1	0	0	0	0.00
Chong Shing Group Limited	TWD	547,595,599	0	547,595,599	0	(79,688)	63,812,858	0.29
Ci Fu Technology Holding Limited	TWD	2,616,909,135	0	2,616,909,135	0	0	(546,487,368)	(0.22)
CircuTech Australia Pty. Ltd.	AUD	410,140	207,076	203,063	749,369	250,599	203,062	203,062.49
CircuTech Enterprises (HK) Limited	HKD	1,355,330	7,907,739	(6,552,409)	0	(190,765)	134,880	134.88
CircuTech Holdings (Singapore) Pte. Ltd.	SGD	17,276	100,260	(82,984)	0	(14,888)	(16,959)	(16,959.23)
CircuTech Holdings Alliances (Netherlands) B. V.	EUR	6,969,560	2,831,929	4,137,632	5,816,967	407,857	423,427	42,342,730.28
CircuTech Inc.	USD	6,989,716	5,844,885	1,144,830	14,217,650	313,257	253,133	253.13
CircuTech International Holdings Limited	HKD	113,323,584	219,918	113,103,666	0	(2,845,854)	(2,845,852)	(0.61)
CircuTech Investment Holdings (BVI) Limited	HKD	8	0	8	0	0	0	0.00
CircuTech Investment Limited	HKD	142,964,480	144,771,343	(1,806,863)	174,197,317	(1,952,519)	(1,735,742)	(1,735,741.90)
CircuTech Japan K.K.	JPY	339,524	7,566,959	(7,227,435)	0	(1,684,587)	(2,258,569)	(22.59)
Clear Merits Limited	TWD	450,291,154	0	450,291,154	0	0	(16,053,287)	(0.03)
Clearer Energy Limited	TWD	222,202,722	0	222,202,722	0	0	7,145,715	0.04
Cloud Network Technology (Samoa) Limited	USD	1,481,369,747	1,480,632,655	737,092	1,808,832,212	7,891,938	7,620,930	0.00
Cloud Network Technology Kft.	USD	1,365,617,570	980,353,925	385,263,645	1,513,814,257	19,286,424	83,647,556	0.00



Company name	Currency	Paid-in Capital	Total Liabilities	Net Worth	Net Operating Revenue	Operating Income	Profit/Loss for Current Period	EPS
Cloud Network Technology Singapore Pte. Ltd.	USD	12,091,283,046	11,910,166,110	181,116,936	33,634,391,740	36,807,161	23,317,515	0.00
Cloud Network Technology USA Inc.	USD	2,106,047,091	2,085,413,273	20,633,818	5,214,125,512	5,179,842	3,594,414	0.00
CMM Service Pte. Ltd.	TWD	550,666,806	7,854,283	542,812,523	24,133,668	2,108,901	5,796,557	0.02
CNG Holding Limited	TWD	1,480,769	0	1,480,769	0	0	(7,367)	0.00
CNTouch Inc.	TWD	687,134,548	514,184	686,620,364	0	0	(62,928,863)	(0.04)
Colour Full Limited	USD	4,900,000	0	4,900,000	0	0	0	0.00
Commercial Success Enterprises Limited	TWD	1,131,750,555	0	1,131,750,555	0	0	16,738,496	0.03
Competition Optical Technology Limited	TWD	1,603,912,867	0	1,603,912,867	0	0	26,439,619	0.01
Competition Team Ireland Limited	TWD	12,529,107,060	9,311,668,201	3,217,438,859	35,291,977,030	83,866,618	125,035,660	1.67
Competition Team Technologies Limited	TWD	27,088,348,027	28,176,454,557	(1,088,106,530)	0	(2,980,488)	(1,086,545,966)	(7,850.77)
Competition Team Technology (India) Private Limited	TWD	4,248,328,749	2,856,647,761	1,391,680,988	9,491,951,717	693,963,023	113,515,640	1.20
Competition Team Technology (Vietnam) Company Limited	TWD	5,226,965,637	2,934,994,180	2,291,971,456	5,364,286,433	135,687,584	271,623,952	0.13
Competition Team Technology Mexico S.A. de C.V.	TWD	203,558,867	212,036,758	(8,477,891)	98,263,737	16,037,351	6,104,010	0.10
Competition Team Technology USA Inc.	TWD	10,191,252,682	10,053,108,307	138,144,375	46,875,951,474	25,122,253	23,524,563	84.99
Competition Team Trading (India) Private Limited	TWD	37,005	0	37,005	0	0	0	0.00
Creative Group Limited	TWD	58,547,407	6,838,233	51,709,174	0	(74,086)	4,845,954	0.03
Crystal Entertainment Limited	TWD	975,194	15,154,302	(14,179,108)	0	(52,127)	(52,127)	(0.19)
Cybernet Venture Capital Corp.	TWD	40,016,289,259	0	40,016,289,259	0	(138,537)	6,045,543,700	0.22
Cybertan Technology Corp.	TWD	4,493,213,215	0	4,493,213,215	0	0	131,360,906	0.03
Dominant Elite Holdings Limited	TWD	2,186,282,822	0	2,186,282,822	0	(112,740)	189,178,812	0.04
Dudoo Ltd.	TWD	24,296,424	10,657	24,285,768	0	(219,458)	(16,875,241)	(0.17)
Eastern Leap Holdings Limited	USD	20,008,923	2	20,008,921	0	0	0	0.00
Eastern Source Investments Limited	USD	87,256,252	0	87,256,252	0	0	0	0.00
Eastern Tiger Holdings Limited	TWD	3,758,463,586	28	3,758,463,558	0	0	128,769,029	0.04
Easywell Investment Limited	TWD	32,251,272,503	0	32,251,272,503	0	0	1,022,547,989	0.10
EBO International Inc.	TWD	195,592,195	0	195,592,195	0	(69,185)	(69,185)	0.00

Company name	Currency	Paid-in Capital	Total Liabilities	Net Worth	Net Operating Revenue	Operating Income	Profit/Loss for Current Period	EPS
eCMM Services Inc.	TWD	647,662,038	68,791,609	578,870,428	966,055,068	119,592,560	83,790,543	0.00
eCMMS Precision Singapore Pte. Ltd.	TWD	45,064,173,302	31,801,301,108	13,262,872,194	110,938,264,856	11,981,558	216,447,527	0.02
eCMMS S.A. de C.V.	TWD	1,419,221,691	290,943,642	1,128,278,049	2,325,081,876	371,459,000	331,627,388	2.18
Eco Clean Technology Inc.	TWD	498,120,588	1,210,557	496,910,031	0	(246,964)	7,527,183	0.27
EFEIHU (HONGKONG) LIMITED	TWD	181,801,991	0	181,801,991	0	0	23,171,721	0.26
EFEIHU HOLDINGS LIMITED	TWD	181,801,991	0	181,801,991	0	0	23,171,721	0.26
Elegant Enterprises Limited	TWD	(34,381,134)	0	(34,381,134)	0	0	(9,121,513)	(0.01)
Eliteday Enterprises Limited	USD	14,084,288	13,521,283	563,004	0	(4,940)	(18,630)	(18,630.16)
Empower SCM Limited	HKD	129,363,910	84,558,809	44,805,101	157,046,811	14,703,890	11,353,303	0.42
ENHANCE EARN INT'L LTD.	TWD	8,418,014	5,425,972	2,992,042	15,267,663	(725,879)	(724,619)	(0.26)
Enormous Technology Inc.	TWD	238,574	0	238,574	0	(38,682)	(38,682)	(0.14)
Ensky Technology Pte. Ltd.	TWD	17,917,436,806	17,788,160,771	129,276,035	43,524,910,645	5,624,324	19,645,486	0.35
Enterway, Inc.	TWD	412,484,980	67,373	412,417,606	0	(9,075)	(3,170,172)	(0.01)
E-Solution Enterprises Limited	TWD	517,609,495	0	517,609,495	0	(70,249)	(53,318,239)	(0.07)
Ever Lucky Industrial Limited	USD	43,244,617	4,384	43,240,232	0	0	41	0.00
Excel Loyal International Limited	USD	44,205,468	0	44,205,468	0	(2,465)	(2,465)	0.00
Excel True Holdings Limited	USD	156,563,450	0	156,563,450	0	(2,645)	(2,645)	0.00
Excel Victory Limited	TWD	65,186,621	0	65,186,621	0	0	(27,964,148)	(0.11)
Execustar International Limited	USD	2,027,062,474	2	2,027,062,472	0	(12,065)	2,817,646	0.00
Expressive Profits Incorporated	TWD	1,146,891,570	0	1,146,891,570	0	(58,681)	331,567,031	0.39
Extra High Enterprises Limited	USD	29,854,709	374,063	29,480,646	0	(192,427)	(527,500)	(0.09)
Extra Right Enterprises Limited	USD	69,302,804	27,807,161	41,495,643	0	2,319,970	2,297,479	2,297,478.87
Fabrigene Limited	TWD	653,487,764	4,428,800	649,058,964	0	0	(25,855,415)	(0.01)
Fair Pacific Holdings Limited	TWD	161,125,086	0	161,125,086	0	0	5,520,323	0.01
Falcon Precision Trading Pte. Ltd.	TWD	253,628,498,886	253,625,212,384	3,286,502	693,660,056,097	19,515,407	3,382,880	120,817.14
Famous Rise International Limited	TWD	581,989,355	0	581,989,355	0	28	162,851,933	0.44
Fast Victor Limited	TWD	108,481,248,465	108,478,419,126	2,829,339	431,125,548,955	(762,053,897)	(28)	(1.00)
FE Capital Management Corporation	TWD	611,236,652	0	611,236,652	0	(49,410)	(31,803,226)	(0.05)
FE Graham LLC	USD	0	0	0	0	0	0	0.00
FE Haymarket LLC	USD	2,678,315	(373,444)	2,304,871	0	(180,330)	(180,330)	0.00
FE HOLDINGS USA, INC.	USD	680,702,499	(1,137)	680,701,362	0	(22,341,386)	(22,341,386)	(317.21)

Company name	Currency	Paid-in Capital	Total Liabilities	Net Worth	Net Operating Revenue	Operating Income	Profit/Loss for Current Period	EPS
FE Lake Street LLC	USD	1,476,491	(237,561)	1,238,929	166,642	(48,160)	(48,160)	0.00
FE One Main LLC	USD	7,059,486	(413,586)	6,645,900	992,436	300,067	300,067	0.00
FE One West Main Madison LLC	USD	10,138,507	(282,111)	9,856,396	1,201,569	397,847	397,848	0.00
FE Watermark LLC	USD	9,682,368	(261,252)	9,421,116	523,897	(101,940)	(101,940)	0.00
Fenix Industria de Electronicos Ltda.	TWD	869,144,349	117,834,155	751,310,194	429,292,431	59,381,184	86,870,246	0.33
Fentonbury Corporation	TWD	32,124,245	0	32,124,245	0	(69,185)	372,645	0.00
FEWI Development Corporation	USD	273,738,838	(107,178,276)	166,560,562	1,705,778	(11,622,875)	(11,622,875)	(0.56)
FG Innovation Company Limited	TWD	472,488,189	157,565,438	314,922,751	126,185,050	(121,731,712)	(127,143,692)	(0.16)
FIH (Hong Kong) Limited	USD	1,882,421,575	2,676,813,869	(794,392,294)	5,125,600,338	2,297,784	(1,045,348)	(0.01)
FIH Do Brasil Indústria e Comércio de Eletrônicos Ltda.	BRL	61,535,397	18,900,506	42,634,891	0	(716,701)	1,609,929	0.00
FIH Europe Limited Liability Company	HUF	33,836,477,373	41,776,281	33,794,701,092	300,000	300,000	11,292,646	0.01
FIH India Developer Private Limited	INR	3,400,005,581	1,892,502,821	1,507,502,760	47,500	(34,705,560)	805,210,889	21.49
FIH India Private Limited	INR	5,007,233,266	837,034,390	4,170,198,876	0	62,183,921	144,189,103	4.70
FIH Mexico Industry S.A. de C.V.	MXN	2,661,858,084	210,928,520	2,450,929,564	1,069,618,815	(70,076,476)	(42,329,896)	(0.11)
FIH Mobile Limited	USD	1,962,352,442	542,958,546	1,419,393,896	0	(5,526,251)	(8,649,883)	0.00
FIH Reynosa S.A. de C.V.	MXN	19,502,619	(36,668)	19,539,288	0	(549,875)	(125,423)	(0.07)
FIH Singapore Trading Pte. Ltd.	USD	2,777,092	0	2,777,092	0	(433)	(445)	0.00
FII USA Inc	USD	545,687,877	542,983,663	2,704,214	204,427,330	(57,419,882)	(59,284,768)	0.00
Fine Mechanical Co., Ltd.	TWD	97,688,201	0	97,688,201	0	0	(680,055)	(0.01)
Fine Tech Corporation	TWD	648,824,869	136,344,085	512,480,785	365,789,104	(50,678,782)	(53,358,529)	(0.14)
First Honest Enterprises Limited	USD	1,118	0	1,118	0	0	0	0.00
First Special Material Holding Limited	TWD	508,844,263	0	508,844,263	0	0	(18,844,428)	(0.04)
FIT Electronics, Inc.	USD	61,144,153	47,487,532	13,656,621	168,420,782	3,887,162	3,382,326	6.75
FIT Optoelectrónica de México S. de R.L. de C.V.	MXN	54,807,393	0	54,807,393	0	(727,287)	715,054	0.07
FITA Energy Solutions a.s.	TWD	2,836,387	0	2,836,387	0	(35,871)	(26,465)	(0.01)
Flying Tiger Holdings Co., Ltd.	TWD	7,537,372,173	0	7,537,372,173	0	0	402,141,895	0.07
Focus PC Enterprises Limited	HKD	4,931,210,948	3,415,087,405	1,516,123,543	49,851,395	8,612,127	97,348,740	0.00
Fortunate Luck Limited	USD	1	0	1	0	0	0	0.00
FORTUNEBAY TECHNOLOGY PTE. LTD.	TWD	6,396,188,413	6,297,147,104	99,041,310	31,944,147,379	19,365,386	13,853,718	0.29

Company name	Currency	Paid-in Capital	Total Liabilities	Net Worth	Net Operating Revenue	Operating Income	Profit/Loss for Current Period	EPS
Foxconn (Far East) Holdings Limited	TWD	4,808,182,246	7,647,148,645	(2,838,966,399)	0	(7,733,893,647)	(8,270,453,095)	(79,486.14)
Foxconn (Far East) Limited(Cayman)	TWD	1,417,649,705,160	58,041,399,826	1,359,608,305,333	537,792,000	(3,996,409,660)	100,823,057,195	0.45
Foxconn (Far East) Limited(HK)	TWD	84,718,963,656	24,727,874	84,694,235,782	0	(14,911,909)	8,915,469,568	0.59
Foxconn (Malaysia) Sdn. Bhd.	TWD	24,015,710	7,588,617	16,427,093	30,449,824	4,136,632	4,212,003	6.35
Foxconn 4Tech s.r.o	TWD	758,870	39,156,001	(38,397,131)	0	(374,737)	(348,114)	(0.06)
Foxconn Assembly Holding Corporation	TWD	3,397,201,360	349,820	3,396,851,540	0	0	(41,007,452)	(0.16)
Foxconn Assembly LLC	USD	40,251,675	3,903,067	36,348,608	67,457,701	1,635,250	1,329,197	0.00
Foxconn Asset Management LLC	TWD	1,494,237,897	0	1,494,237,897	0	(43,033,668)	1,186,025,945	1.21
Foxconn Assets Management Limited	TWD	1,494,237,897	0	1,494,237,897	0	0	1,186,003,537	1.23
Foxconn Australia Pty Ltd	TWD	115,057,290	6,551,524	108,505,766	55,008,587	11,737,058	13,660,533	0.22
Foxconn Baja California S.A. de C.V.	TWD	1,715,020,892	1,068,354,371	646,666,521	3,496,688,102	222,176,028	180,947,510	3.03
Foxconn Brasil Industria e Comercio Ltda.	TWD	21,458,538,256	13,211,084,140	8,247,454,116	35,811,315,049	1,282,463,960	687,506,724	0.59
Foxconn Brasil Tecnologia Ltda.	TWD	49,681,031	0	49,681,031	0	0	0	0.00
Foxconn Capital Limited	TWD	0	0	0	0	0	0	0.00
Foxconn Corporation	TWD	400,339,854	5,290,838	395,049,015	192,260,836	(93,805)	(3,161,097)	(0.01)
Foxconn CZ s.r.o.	CZK	37,219,972,810	32,736,255,951	4,483,716,859	89,092,198,178	(11,309,983)	(13,185,167)	0.00
Foxconn Digital Manufacturing Solutions, S.A. de C.V.	TWD	354,804	246,883	107,921	231,425	207,999	162,448	1.20
Foxconn DRC s.r.o	TWD	1,004,147	27,638,744	(26,634,597)	0	(192,371)	(120,384)	(0.02)
Foxconn Electronics, Inc.	TWD	24,206,243	0	24,206,243	0	(226,881)	(226,881)	(0.01)
Foxconn eMS, Inc.	TWD	767,642,658	19,512,379	748,130,279	261,985,681	13,184,139	36,440,590	0.22
Foxconn Energy Holdings Limited	TWD	1,060,890,336	0	1,060,890,336	0	(193,969)	(80,918,229)	(0.05)
Foxconn Europe Digital Solutions s.r.o.	TWD	(72,721,601)	38,891,194	(111,612,795)	0	(4,965)	170,968,248	3.62
Foxconn European Manufacturing Services s.r.o.	TWD	17,979,986,195	11,908,686,176	6,071,300,018	57,034,197,212	348,142,494	442,517,126	4.32
Foxconn EV Energy LLC	TWD	0	0	0	0	0	0	0.00
Foxconn EV System LLC	TWD	0	0	0	0	0	0	0.00
Foxconn EV Technology Inc.	TWD	3,704,953,440	469,769,930	3,235,183,511	0	(227,544,585)	(227,496,744)	(0.07)
Foxconn Holding Limited	TWD	65,117,364,142	1,643,362	65,115,720,781	0	(1,052,000)	7,833,398,500	0.18
Foxconn Holdings B.V.	TWD	10,462,565,047	59,557,799	10,403,007,249	0	(721,827)	896,999,852	0.26

Company name	Currency	Paid-in Capital	Total Liabilities	Net Worth	Net Operating Revenue	Operating Income	Profit/Loss for Current Period	EPS
Foxconn Hon Hai Technology India Mega Development Private Limited	TWD	27,652,776,733	16,018,818,530	11,633,958,203	36,326,501,786	(2,369,560,207)	(2,748,900,532)	(0.48)
Foxconn Image & Printing Product Pte. Ltd.	TWD	178,759,727,171	178,620,191,294	139,535,876	486,137,144,896	3,531,277	3,240,757	0.02
Foxconn Industrial Internet (Japan) Co.,Ltd.	JPY	193,337,580	29,237,772	164,099,808	137,023,672	(31,695,941)	(31,804,861)	0.00
Foxconn Interconnect Technology Japan Co., Ltd.	JPY	61,842,998	8,147,141	53,695,857	150,953,188	7,938,520	3,422,409	0.34
Foxconn Interconnect Technology Limited	USD	4,309,300,092	2,052,172,578	2,257,127,514	3,526,731,507	76,176,991	104,358,614	0.77
Foxconn Interconnect Technology Singapore Pte. Ltd.	USD	1,733,817,531	18,992,104	1,714,825,427	64,196,922	(292,448)	60,025,241	0.05
Foxconn International Investment Corporation	TWD	5,933,615,367	0	5,933,615,367	0	0	127,766,999	0.07
Foxconn Japan Co., Limited	TWD	832,845,553	444,051,725	388,793,828	1,757,111,636	11,462,670	19,987,795	8.31
Foxconn Korea Limited	KRW	1,793,732,253	112,769,451	1,680,962,802	764,897,733	40,187,106	49,029,303	0.05
Foxconn OE Technologies Inc.	USD	26,237,188	6,318,500	19,918,688	36,868,336	1,702,272	1,678,159	0.18
Foxconn OE Technologies Singapore Pte. Ltd.	USD	196,611,597	7,907,572	188,704,025	334,217,265	2,540,650	7,350,608	0.08
Foxconn Poland Sp. z o.o	TWD	30,210,340	0	30,210,340	0	0	0	0.00
Foxconn Precision Imaging Pte Ltd	TWD	1,286,556,546	180,750	1,286,375,796	0	(674,789)	38,861,214	0.03
Foxconn Precision International Limited	USD	6,085,303,146	6,088,205,861	(2,902,715)	18,096,292,675	44,916,462	41,005,283	0.00
Foxconn Rus, LLC	TWD	155,424,912	706,190	154,718,722	0	(4,286,146)	(33,358,701)	(0.10)
Foxconn SA B.V.	TWD	1,304,353,284	749,895	1,303,603,389	0	0	(33,397,227)	(0.01)
Foxconn Singapore Pte Ltd	TWD	576,537,446,923	544,636,941,885	31,900,505,038	1,681,003,818,770	10,454,424	(792,299,655)	(0.04)
Foxconn Slovakia, spol. s r.o.	TWD	17,333,017,214	13,033,241,180	4,299,776,034	37,754,057,694	534,279,789	462,166,406	0.35
Foxconn Technology (India) Private Limited	INR	9,307,735,468	8,253,946,018	1,053,789,450	15,521,981,916	511,799,225	460,358,405	0.00
Foxconn Technology CZ s.r.o.	CZK	7,693,394,794	4,910,990,021	2,782,404,773	15,348,055,308	(210,751,518)	(179,400,096)	0.00
Foxconn Technology India Development Private Limited	TWD	66,778,860	0	66,778,860	0	(232,028)	(232,028)	0.00
Foxconn Technology Malaysia Sdn. Bhd.	TWD	407,052,830	148,040,836	259,011,995	366,270,233	121,449,756	112,433,954	2.20
Foxconn Technology Service and Logistics Limited	HKD	0	0	0	0	0	0	0.00
Foxconn TR Teknoloji San. Ltd. sti.	TWD	380,794,452	0	380,794,452	0	(655,966)	(655,966)	0.00

Company name	Currency	Paid-in Capital	Total Liabilities	Net Worth	Net Operating Revenue	Operating Income	Profit/Loss for Current Period	EPS
Foxconn Ventures Pte. Ltd.	TWD	53,261,209,201	3,608,476	53,257,600,726	0	(5,602,896)	3,733,804,033	0.19
Foxconn MOEBG Industria de Eletronicos Ltda	TWD	5,956,957,981	5,668,768,603	288,189,378	8,960,159,740	304,567,264	74,604,402	1.54
Foxconn/HonHai Logistics California LLC	TWD	193,634,305	193,080,705	553,600	138,949,795	348,528	(28)	0.00
Foxconn/HonHai Logistics Texas LLC	TWD	25,667,221	24,283,221	1,384,000	140,641,683	0	0	0.00
FOXIA INC.	TWD	0	0	0	0	0	0	0.00
Foxteq (UK) Limited	GBP	649,749	41,850	607,899	85,499	80,190	77,544	0.78
Foxteq Holdings Inc.	TWD	68,626,907,799	132,874,657	68,494,033,143	0	(135,238,246)	3,317,376,114	0.07
Foxteq Integration Inc.	TWD	35,738,491,022	74,546,226	35,663,944,796	0	0	(293,413,993)	(0.01)
Foxteq Mexico Developer S.A. de C.V.	TWD	5,765,995	55,231	5,710,764	3,134,759	857,453	998,928	0.10
Foxteq Services India Private Limited	TWD	633,941,605	542,677,251	91,264,354	626,594,072	22,180,644	10,188,711	3.16
Foxteq Services Japan Corporation	TWD	227,951,538	18,683,992	209,267,547	67,327,024	6,509,896	6,487,145	0.55
Fu Hong Enterprises Limited	USD	3,064,135	0	3,064,135	0	0	(1)	0.00
Fu Jin Ji Co., Ltd.	TWD	690,603,129	23,085	690,580,044	0	(217,106)	(16,553,938)	(0.04)
FU JIN JI NETWORK SCIENCE TECHNOLOGY (VIETNAM) COMPANY LIMITED	TWD	6,511,961	0	6,511,961	0	(268,732)	(301,379)	(0.01)
Fu Lian Net International (Hong Kong) Limited	TWD	64,894,708	0	64,894,708	0	(92,937)	(1,540,998)	0.00
Fu Lian Net International Ecommerce Limited	TWD	64,894,708	0	64,894,708	0	0	(1,540,998)	0.00
FUCHUAN CO., LTD.	TWD	474,332,677	2,218,380	472,114,298	18,421,093	(1,036,955)	11,435,489	0.04
FUGIANG CO., LTD	TWD	1,636,247,799	394,258,415	1,241,989,385	188,359,277	53,077,135	68,246,691	0.09
FUHONG Precision Component (Bac Giang) Limited	VND	23,521,436,470,333	16,037,643,424,792	7,483,793,045,541	36,088,500,333,245	1,271,636,505,038	1,887,746,210,411	0.00
FuKang Technology Company limited	TWD	23,313,122,181	12,787,864,128	10,525,258,052	1,041,150,747	(30,803,017)	847,239,814	0.09
Full Bonus International Limited	TWD	2,471,501,140	0	2,471,501,140	0	0	174,650,809	0.07
Fullertain Information Technologies Limited	TWD	11,841,918,314	0	11,841,918,314	0	(32,742,458)	3,584,405,360	3.01
FUNING Precision Component Co., LTD.	VND	25,264,568,089,370	16,726,253,018,943	8,538,315,070,427	40,608,583,751,624	1,893,020,367,770	2,436,265,550,793	0.00
Fushan Technology (Vietnam) Limited Liability Company	USD	111,741,965	33,558,669	78,183,296	64,240,817	3,569,385	2,840,234	0.09
FUSING International Inc.	TWD	4,541,013,945	4,305,623,917	235,390,028	6,192,314,783	(88,948,416)	(106,036,533)	(100.81)

Company name	Currency	Paid-in Capital	Total Liabilities	Net Worth	Net Operating Revenue	Operating Income	Profit/Loss for Current Period	EPS
FUSING International Inc. Pte. Ltd.	TWD	370,466,989	421,456	370,045,533	237,742,438	134,448	(105,770,326)	(0.14)
Fuyu Precision Component Co.,Ltd.	VND	21,023,847,144,879	18,369,443,245,514	2,654,403,899,365	23,050,660,051,717	553,204,960,326	667,681,713,144	0.00
Gain Legend Investment Limited	TWD	2,822,048,605	0	2,822,048,605	0	0	96,686,487	0.03
Genuine Giant Limited	USD	1	0	1	0	0	0	0.00
Giant Wealth Holdings Limited	TWD	837,278,037	0	837,278,037	0	0	53,221,157	0.16
Global Delivery Service Holdings Limited	TWD	384,639,979	0	384,639,979	0	(192,289)	19,947,938	0.06
GLOBAL SERVICES SOLUTIONS S.R.O.	TWD	423,692,644	142,136,906	281,555,738	992,239,513	43,418,867	88,825,455	1.60
Glorious Moon International Limited	TWD	0	0	0	0	0	0	0.00
Glorious Prospect Enterprises Limited	TWD	55	0	55	0	(1,338,486)	0	0.00
Glory Star Investments Limited	USD	120,931,661	0	120,931,661	0	0	0	0.00
Gold Charm Limited	TWD	3,019,244,219	1,800,805	3,017,443,413	0	(205,498,642)	(205,498,642)	(0.06)
Golden Harvest Management Limited	TWD	2,405,633,896	0	2,405,633,896	0	(90,752)	192,720,396	0.17
Golden Tiger Precision Inc.	TWD	24,092,118	484,788	23,607,331	645,490	(10,157,686)	(9,749,161)	(0.12)
Granco Industrial Limited	USD	17,491,020	0	17,491,020	0	0	0	0.00
Grand Champion Trading Limited	USD	304,607,432	0	304,607,432	0	(2,905)	243,274	0.00
Grand Deluxe Limited	TWD	872,077,499	0	872,077,499	0	0	32,590,055	0.04
Grand Occasion International Limited	HKD	747,907,261	0	747,907,261	0	(20,570)	12,644,571	0.03
Great Promote Limited	USD	96,255,080	8,292,843	87,962,236	67,208,957	69,634,584	69,672,364	69,672,364.17
Great Sign Investments Limited	USD	12,200,001	0	12,200,001	0	0	0	0.00
Hampden Investments Limited	TWD	252,717,459	0	252,717,459	0	(80,669)	39,340,185	6.18
HCC Teletron (HK) Technology Co., Limited	TWD	192,269,709	150,769,721	41,499,987	777,311,756	(21,068,982)	(21,022,709)	(596.15)
HCM International Company	TWD	3,901,420,544	0	3,901,420,544	0	(193,409)	44,246,865	0.03
HCS Audio Technology Limited	TWD	76,817,868	11,631,247	65,186,621	29,066,957	(20,581,720)	(27,964,148)	(0.11)
Healthconn Corp.	USD	16,209,683	0	16,209,683	0	(6,247)	1,987,786	0.00
Healthconn Limited	HKD	126,229,944	0	126,229,944	0	(20,780)	15,505,622	0.00
Healthconn US Corp.	USD	1,833,255	0	1,833,255	0	(3,382)	203,298	0.00
Healthvegie Holding Pte. Ltd.	TWD	8,658,359	110,194	8,548,165	0	(539,613)	(57,088,217)	(0.36)
Healthy Time Group Limited	TWD	2,641,392	0	2,641,392	0	0	0	0.00
High Command Holdings Limited	TWD	233,131,617	0	233,131,617	0	(286,822)	(3,410,946)	(121,819.50)

Company name	Currency	Paid-in Capital	Total Liabilities	Net Worth	Net Operating Revenue	Operating Income	Profit/Loss for Current Period	EPS
High Precision Holdings Limited	TWD	7,553,428,483	0	7,553,428,483	0	(267,187)	1,001,132,720	1.42
High Smart Limited	TWD	5,708,225	0	5,708,225	0	0	998,921	0.06
Hightech Electronics Components Inc.	TWD	375,430,123	373,871,601	1,558,522	2,150,544,161	26,241,701	28,118,399	203.17
Hinco Holdings Limited	TWD	9,308,341	0	9,308,341	0	0	(1,930,841)	(0.01)
Hon Hai GP Holdings Limited	TWD	0	0	0	0	0	0	0.00
Hong Jin Chang Holdings Co., Limited	TWD	147,756	0	147,756	0	0	0	0.00
Hong Kong Ennopower Information Technology Co., Limited	TWD	635,498,338	618,072,173	17,426,165	1,937,884,903	(126,773)	(561,404)	(15.92)
HONG YANG HOLDING LTD	USD	2,458,249	0	2,458,249	0	0	1,531,288	0.00
Hong Yang Intelligent Technology CO., LTD.	USD	3,052,552	2,529	3,050,023	0	(11,384)	1,520,021	1.90
Hoxton Limited	TWD	1,019,400,978	0	1,019,400,978	0	0	57,486,295	0.05
ICI Cayman Limited	USD	35,214,038	563,783	34,650,255	0	0	0	0.00
Icreate Investments Limited	TWD	60,598,803,189	0	60,598,803,189	0	(6,592,266)	7,926,510,350	0.18
ICSA, Inc.	USD	625,037	29,315	595,722	8,304,921	69,794	221,266	0.00
iFP Green Technology (Netherlands) B.V.	TWD	0	0	0	0	0	0	0.00
iFP Green Technology (US) Inc.	TWD	0	0	0	0	0	0	0.00
iFP Green Technology Limited	TWD	161,653,710	136,300,108	25,353,602	185,186,023	5,584,758	7,956,445	0.22
iFP Green Technology Pte. Ltd.	TWD	0	0	0	0	0	0	0.00
Immense Talent Limited	USD	1,002,060	3	1,002,057	0	0	0	0.00
InFocus Consumer International Pte. Limited	USD	19,465,038	361,776	19,103,262	4,647,077	52,947	16,317	0.00
Ingrasys (Singapore) Pte. Ltd.	USD	2,284,879,145	2,140,785,319	144,093,826	4,646,432,668	14,705,069	13,606,972	0.00
Ingrasys Technology Korea, Inc.	KRW	94,925,287,991	84,983,114,958	9,942,173,033	158,364,622,444	7,907,429,082	(1,072,705,947)	0.00
Ingrasys Technology Mexico S.A. de C.V.	USD	0	0	0	0	0	0	0.00
Ingrasys Technology USA Inc.	USD	996,286,100	980,156,442	16,129,658	4,116,795,700	(9,124,358)	(9,731,019)	0.00
Innocom Electronics India Private Limited	INR	2,227,618,690	1,885,755,556	341,863,134	603,344,733	(19,590,736)	(20,554,708)	(0.23)
Innomaxx Pte. Limited	USD	6,628	9,611	(2,983)	0	(110,532)	(110,583)	(1.03)
INNOVATIVE MEDIA LIMITED	TWD	28	0	28	0	0	0	0.00
IPL International Limited	USD	6,149,847,653	6,102,378,938	47,468,715	16,495,758,426	2,876,393	8,434,191	0.00
Ji Zhi International Holdings Co., Ltd.	TWD	97,688,450	0	97,688,450	0	0	4,840,688	0.05



Company name	Currency	Paid-in Capital	Total Liabilities	Net Worth	Net Operating Revenue	Operating Income	Profit/Loss for Current Period	EPS
Jin Ji Full Internet Of Things Security Data Co., Ltd.	TWD	6,909,082,288	0	6,909,082,288	0	28	400,737,025	0.08
Jin Ji Full Precision Co., Ltd.	TWD	628,302,037	12,152	628,289,885	0	(150,526)	1,404,870	0.00
Jin Ji Full Precision Machinery Co., Ltd.	TWD	4,818,078,095	0	4,818,078,095	0	(121,423)	348,220,124	0.09
Jin Ji Tiger Investment Holding Co., Ltd.	TWD	55,360,000	0	55,360,000	0	0	0	0.00
JIZHUN PRECISION (H.K.) LIMITED	RMB	24,496,657,203	9,038,019,172	15,458,638,031	23,980,348,998	2,333,702,913	4,244,710,328	0.00
Joy Even Holdings Limited	TWD	6,749,007,603	0	6,749,007,603	0	(3,361)	1,052,120,219	1.08
Jumbo Rise Management Limited	TWD	0	0	0	0	0	0	0.00
Jusda (Hong Kong) Holdings Limited	USD	366,538,665	0	366,538,665	0	0	41,651,144	0.82
JUSDA (SINGAPORE) PTE. LTD.	SGD	6,882,504	744,144	6,138,360	3,476,719	60,597	(880,378)	(0.10)
Jusda Europe s.r.o.	CZK	350,664,066	253,529,996	97,134,070	877,604,452	61,091,504	57,207,334	2.18
Jusda India Supply Chain Management Private Limited	INR	549,483,295	457,019,196	92,464,099	1,385,287,737	29,252,431	18,287,175	0.70
Jusda International Holdings Limited	USD	366,538,665	0	366,538,665	0	(1)	41,651,143	0.82
Jusda International Limited	USD	401,939,052	277,785,137	124,153,915	697,564,401	27,732,335	59,839,391	2.40
Jusda International Supply Chain Management (Vietnam) Company Limited	VND	865,275,552,089	281,644,399,975	583,631,152,114	1,674,398,895,199	296,070,052,422	243,428,156,487	1.89
Jusda NL, B.V.	EUR	2,957,326	2,863,578	93,748	5,308,948	(623,201)	(626,540)	(0.84)
JUSDA SOUTH AFRICA SUPPLY CHAIN MANAGEMENT	ZAR	567,111	2,553	564,558	303,156	183,342	183,342	0.73
JUSDA SUPPLY CHAIN MANAGEMENT CORPORATION	USD	43,796,860	44,151,265	(354,405)	114,180,740	1,755,743	1,090,649	1.09
JUSDA SUPPLY CHAIN MANAGEMENT MEXICO S. DE R.L. DE C.V.	USD	5,236,436	5,731,660	(495,224)	5,821,808	(906,583)	(906,583)	(0.60)
KCT Engineering Co., Ltd.	TWD	3,443,125,008	77,130,124	3,365,994,885	131,431,213	(4,837,471)	247,106,198	0.25
Key Master Investments Limited	USD	1,505,423	1	1,505,422	0	0	0	0.00
Lacamas Life Sciences, Inc.	USD	389,046	124	388,922	0	(7,721)	(7,721)	(0.27)
Leap Charm Limited	USD	1	0	1	0	0	0	0.00
LEAPSY INTERNATIONAL LTD	USD	4,250,445	0	4,250,445	0	(1,013,956)	(1,013,352)	0.00
LIKOM DE MEXICO S.A DE C.V.	MXN	241,975,698	174,351,105	67,624,593	228,976,244	11,506,558	9,265,153	0.00

Company name	Currency	Paid-in Capital	Total Liabilities	Net Worth	Net Operating Revenue	Operating Income	Profit/Loss for Current Period	EPS
Linker, Foerster & Partners Company Ltd	USD	21,709,564	12,981,403	8,728,161	8,127,637	(430,659)	(417,034)	NA
Lockfast Finance Limited	TWD	1,146,895,224	0	1,146,895,224	0	(16,106)	331,550,925	0.38
Long Ample Limited	USD	582,510	0	582,510	0	0	59	59.02
Luckfine Limited	USD	1	0	1	0	0	0	0.00
Lucky Court Group Limited	TWD	5,185,483,399	0	5,185,483,399	0	(50,138)	91,326,409	0.11
Lyell International Limited	TWD	18,875,302,182	0	18,875,302,182	0	0	2,272,521,885	0.59
Margini Holdings Limited	TWD	10,777,744,521	28	10,777,744,494	0	(115,205)	443,593,530	0.06
Maxwell Holdings Limited	TWD	615,311,038	0	615,311,038	0	(74,367)	(126,931,208)	(0.31)
Mega Star Investments Limited	TWD	3,366,701,626	0	3,366,701,626	0	(32,492)	247,161,949	0.18
Mega Well Limited	USD	2,420,559,566	2,483,506,856	(62,947,290)	7,353,106,101	20,323,392	19,994,299	0.00
Metro Victory Limited	TWD	2,616,909,135	0	2,616,909,135	0	0	(546,487,368)	(0.22)
Mexus Solutions Inc.	TWD	127,765,565	8,713,304	119,052,261	284,026,582	11,985,143	7,118,013	0.51
Mobile Drive Holdings Limited	USD	36,001,030	0	36,001,030	0	(107,520)	(10,529,566)	(0.24)
MYDAY VIETNAM COMPANY LIMITED	TWD	2,692,465	0	2,692,465	0	(647)	(13,373)	0.00
New Beyond Maximum Industrial Limited	USD	563,642,649	543,012,416	20,630,233	2,141,776,556	3,215,773	3,223,820	3,223,820.00
New Cypress Industries Limited	TWD	390,406,194	0	390,406,194	0	0	44,893,112	0.28
New Hero Enterprises Limited	TWD	166,994,630	4,955	166,989,676	0	(5,014)	6,858,585	0.06
New Merry Investments Limited	TWD	578,872,781	0	578,872,781	0	0	83,790,543	0.00
New Wealth Industrial Limited	TWD	1,070,567,873	0	1,070,567,873	0	0	(5,445,452)	0.00
New Wing Interconnect Technology (Bac Giang) Co., Limited	VND	18,607,821,317,104	11,199,224,066,071	7,408,597,251,033	23,679,698,123,596	330,636,008,246	511,419,737,031	0.11
NJI Development LLC	USD	7,138,984	(5,166)	7,133,818	41,520	86,950	86,950	0.00
Norwich Limited	TWD	1,060,462,126	0	1,060,462,126	0	0	(80,724,260)	(0.05)
Novel Set Limited	USD	1	0	1	0	0	0	0.00
NSG Technology Inc.	USD	91,539,898	44,628,221	46,911,677	175,660,437	4,999,379	4,577,749	0.00
NWE Technology, Inc.	USD	6,359,722	545,658	5,814,064	9,432,720	462,655	334,584	0.00
NWEA LLC	USD	4,691,427	533,953	4,157,474	6,051,331	146,792	111,415	0.00
NxAI Technology Corporation	TWD	0	0	0	0	0	0	0.00
Oriental Dragon Holdings Limited	TWD	10,243,460,207	132,864,000	10,110,596,207	0	(134,638,608)	1,238,160,118	0.66

Company name	Currency	Paid-in Capital	Total Liabilities	Net Worth	Net Operating Revenue	Operating Income	Profit/Loss for Current Period	EPS
Outstanding Growth Technology Limited	TWD	131,386,248	0	131,386,248	0	(11,204)	(3,129,557)	(111,769.89)
Pacific Wealth Consultants Limited	TWD	336,478,080	0	336,478,080	0	(116,802)	(4,836,599)	(0.01)
PCE Paragon Solutions (Mexico) S.A de C.V.	TWD	2,180,656,736	1,622,926,792	557,729,944	2,266,648,879	120,796,228	45,424,569	1.82
PCE Paragon Solutions (USA) Inc.	USD	12,322,658	912,916	11,409,742	30,290,138	1,648,544	1,246,399	0.00
PCE Paragon Solutions Kft.	TWD	35,825,197,266	1,663,821,881	34,161,375,385	1,105,824,940	(330,786,588)	(396,324,610)	(0.09)
PCE Technology de Juárez S.A. de C.V.	TWD	7,784,064,041	652,398,279	7,131,665,762	4,047,540,300	247,081,092	301,321,925	0.16
PCE Technology Inc.	TWD	209,582,109	11,515,074	198,067,036	640,838,633	27,614,751	20,216,890	73.04
Phyn LLC	TWD	0	0	0	0	0	0	0.00
Phyn OY	TWD	0	0	0	0	0	0	0.00
Pioneer Champion Limited	USD	2,000,001	0	2,000,001	0	0	0	0.00
Power Chain Investments Limited	TWD	67,096,209	0	67,096,209	0	0	7,168,571	0.05
Power Filled Limited	USD	9,900,002	1	9,900,001	0	0	0	0.00
Power-All Networks Limited	TWD	53,299	111,681,380	(111,628,081)	0	0	0	0.00
Precision Technology Investments Pte Ltd	TWD	217,303,612	67,926,858	149,376,753	344,168,281	17,405,582	16,389,015	8.02
Prime Rich Holdings Limited	TWD	30,370,121,683	38,060	30,370,083,623	0	0	1,461,478,974	0.13
Profit New Limited	USD	1,808,657,810	1,720,222,962	88,434,848	3,552,269,514	(10,433,802)	(10,413,537)	0.00
Proper Charm Limited	USD	2	1	1	0	0	0	0.00
Prospect Right Limited	USD	1	0	1	0	0	0	0.00
PT SHARP JUSDA LOGISTICS INDONESIA	RMB	0	0	0	0	0	0	0.00
Q-Edge Corporation	TWD	592,846,088	63,647,143	529,198,945	487,343,665	11,886,492	11,979,205	0.20
Qhub Logistics Corporation	TWD	89,551,416	12,163,422	77,387,993	11,344,358	3,187,706	1,178,073	0.01
Radiant Blossom Limited	TWD	0	0	0	0	0	0	0.00
RAYPRUS HOLDING LIMITED	TWD	11,844,599,870	416,556	11,844,183,313	0	(1,230,619)	3,583,174,740	3.01
RAYPRUS JAPAN CO., LTD	TWD	33,699,260	8,187,995	25,511,265	29,188,626	2,608,528	1,551,796	0.06
Retrofit One Limited Partnership	USD	5,022,012	16,775	5,005,237	0	(17,422)	(12,812)	(0.00)
Rich Dreams Network Technology Limited	TWD	510,114,582	100,803,668	409,310,914	0	1,681	185,629,076	0.82
Rich Excel International Limited	USD	59,402,281	0	59,402,281	0	0	0	0.00
Rich Pacific Holdings Limited	TWD	4,233,398,022	0	4,233,398,022	0	0	659,876,694	1.19

Company name	Currency	Paid-in Capital	Total Liabilities	Net Worth	Net Operating Revenue	Operating Income	Profit/Loss for Current Period	EPS
Right On Time Limited	TWD	43,910,528	0	43,910,528	0	0	1,027,715	0.01
Rise Soon Investments Limited	TWD	78,046,860	0	78,046,860	0	0	1,827,849	0.01
Rising Stars Hi-Tech Private Limited	INR	500,000,000	8,821,945	491,178,055	0	(8,821,945)	(8,821,945)	(0.18)
Robot Holding Co., Limited	TWD	2,815,815,484	0	2,815,815,484	0	(1,681)	438,983,812	0.94
Robust Sino Ventures Limited	TWD	2,299,200,116	0	2,299,200,116	0	(190,608)	183,146,354	0.09
Rocombe Limited	USD	13,543,187	1,757,816	11,785,371	0	(43,895)	(43,607)	(0.01)
Rosy Ace Limited	USD	854,794	0	854,794	0	0	0	0.00
Rosy Track Limited	USD	2	1	1	0	0	0	0.00
Rotunda International Limited	TWD	65,511,889	0	65,511,889	0	0	(509,250)	(0.01)
S&B Industry, Inc.	USD	96,903,956	11,038,740	85,865,216	63,862,928	3,843,606	2,951,091	2,360.87
SafeDX s.r.o.	CZK	249,756,139	112,439,524	137,316,615	53,959,005	(30,539,110)	(20,232,555)	0.00
SAKAI SK HOLDINGS PTE.LTD.	RMB	0	0	0	0	0	0	0.00
ScienBiziP Consulting Inc.	USD	29,826,079	2,556	29,823,523	0	(9,179)	(481,277)	NA
Scientific-Atlanta de Mexico S. de R. L. de C. V.	MXN	728,556,767	381,964,926	346,591,841	1,746,524,562	102,897,778	68,347,857	0.00
Sharp FMSG Life Science Company KY	USD	3,663,739	407,607	3,256,133	0	(64,819)	(1,233,597)	(0.00)
Sharp Jusda Logistics (France)	EUR	50,000	0	50,000	0	0	0	0.00
Sharp Jusda Logistics (Germany) GmbH	EUR	4,746,880	4,325,525	421,355	15,361,131	327,778	216,477	4.33
SHARP JUSDA LOGISTICS (HONG KONG) CO., LIMITED	USD	7,799,584	4,582,835	3,216,749	23,258,291	1,126,742	920,950	7.25
Sharp Jusda Logistics (Netherlands) B.V.	EUR	864,442	0	864,442	0	(376,077)	(166,845)	(0.17)
Sharp Jusda Logistics (Philippine) Corp.	PHP	13,713,357	9,469,661	4,243,696	0	(728,208)	(725,806)	(0.07)
SHARP JUSDA LOGISTICS (THAILAND) CO., LTD.	THB	25,321,995	1,631,086	23,690,909	3,570,918	(464,292)	7,229,437	0.21
Sharp Jusda Logistics Corp.	JPY	20,735,900,156	16,897,617,921	3,838,282,235	112,381,150,181	1,948,103,463	1,476,295,842	4.61
SHARP JUSDA LOGISTICS CORPORATION(US)	USD	32,434,611	31,713,119	721,492	51,110,403	913,543	721,492	0.00
Sharp Jusda Logistics Holding (Thailand) Co., Ltd.	THB	64,834	1,032,071	(967,237)	0	(376,124)	(3,325,410)	(1.33)
SHARP JUSDA LOGISTICS MALAYSIA SDN. BHD.	MYR	9,046,517	9,165,028	(118,511)	47,429,389	(528,927)	(628,827)	(0.81)

Company name	Currency	Paid-in Capital	Total Liabilities	Net Worth	Net Operating Revenue	Operating Income	Profit/Loss for Current Period	EPS
Sharp Jusda Logistics Operation (Thailand) Co., Ltd.	THB	21,165,413	21,103,183	62,230	18,851,630	(6,489,291)	(5,782,969)	(1.18)
Sharp Life Science (EU) Limited	TWD	0	0	0	0	0	0	0.00
ShunSin Technology (Bac Giang, Vietnam) Limited	VND	953,721,712,461	4,741,766,883	948,979,945,578	0	(8,071,143,029)	9,077,900,061	0.00
ShunSin Technology (Samoa) Corporation Limited	USD	45,108,138	9,656,062	35,452,076	(6,000)	(7,560)	12,636,118	0.00
ShunSin Technology Holdings (Hong Kong) Limited	NTD	10,090,056,214	185,345,543	9,904,710,671	0	(11,071,407)	174,587,528	0.00
ShunSin Technology Holdings Limited	NTD	13,745,572,508	7,406,606,692	6,338,965,816	1,830,068,145	(113,216,377)	403,082,022	3.77
ShunYun Technology (Ha Noi, Vietnam) Limited	VND	933,541,385,601	923,425,932,036	10,115,453,565	18,445,816,618	(81,606,385,170)	(86,600,482,780)	0.00
ShunYun Technology Holdings Limited	USD	114,395,633	91,961,562	22,434,070	69,394,830	2,849,462	8,802,235	0.00
SiCOM China Limited	HKD	0	1,167,149	(1,167,149)	0	(1,012,440)	(1,012,440)	(129,966.62)
SiCOM Europe Limited	HKD	0	118,627	(118,627)	0	0	0	0.00
Signal Communications Holdings Limited	HKD	14,760,107	0	14,760,107	0	(13,767)	(13,767)	(0.00)
Signal Communications Limited	HKD	4,686,652	33,785,952	(29,099,300)	8,168,920	(1,511,648)	(1,492,401)	(1,492.40)
Simply Smart Limited	TWD	21,155,554,591	21,155,554,591	0	42,602,001,032	(982,283)	0	0.00
SIO International Wisconsin, Inc.	USD	665,252,066	(20,357,974)	644,894,092	2,822,826	(22,331,743)	(22,331,744)	(15.86)
SJL AUSTRALIA PTY LTD	RMB	0	0	0	0	0	0	0.00
Skilltop Limited	TWD	9,023,209	431,697	8,591,512	0	(32,492)	654,818	0.00
Smart Board Holdings Pte. Ltd.	TWD	2,506,584,212	2,267,490	2,504,316,722	0	(538,744)	250,078,266	0.08
SMART Technologies (APAC) Inc.	USD	724,670	285,934	438,736	1,394,464	(42,071)	(155,232)	0.00
SMART Technologies (EMEA) Inc.	USD	1,317,970	451,144	866,826	3,550,817	(24,833)	(42,629)	0.00
SMART Technologies (France) SAS	USD	4,076,308	199,063	3,877,244	1,499,502	(619,105)	(628,845)	0.00
SMART Technologies (GB) Limited	USD	3,082,944	657,314	2,425,631	5,359,236	576,199	483,476	0.00
SMART Technologies (Germany) GmbH	USD	3,198,489	3,628,266	(429,778)	4,964,315	492,429	477,881	0.00
SMART Technologies (Middle East) FZE	USD	716,283	226,326	489,957	498,548	18,409	18,409	0.00
SMART Technologies (Seattle) Inc.	USD	9,303,835	4,903,830	4,400,005	7,087,855	463,626	270,304	0.00
SMART Technologies (Singapore) Private Limited	USD	824,049	35,510	788,539	609,589	(15,170)	(31,205)	0.00
SMART Technologies Corporation	USD	82,162,893	32,495,689	49,667,204	199,787,161	2,397,186	1,974,190	0.00

Company name	Currency	Paid-in Capital	Total Liabilities	Net Worth	Net Operating Revenue	Operating Income	Profit/Loss for Current Period	EPS
SMART Technologies Inc.	USD	545,880,885	81,005,916	464,874,969	0	274,858	1,608,728	0.00
SMART Technologies India Promotional and Marketing Services Private Limited	TWD	0	0	0	0	0	0	0.00
SMART Technologies ULC	TWD	0	0	0	0	0	0	0.00
Smart Top International Limited	TWD	247,035,530	0	247,035,530	0	(48,149)	766,102	0.55
Socle Technology (BVI) Ltd.	TWD	48,229,134	0	48,229,134	0	0	9,056,389	0.22
Socle Technology (Samoa) Ltd.	TWD	48,229,134	0	48,229,134	0	0	9,056,389	0.22
Software & Service Limited	TWD	369,664,407	68,868	369,595,539	0	(39,914)	20,140,226	0.06
Sound Intelligence Holding Limited	USD	10,500,466	10,511,817	(11,351)	0	0	0	0.00
SOUND Legend LIMITED	USD	54,088,303	4,208	54,084,095	0	(4,208)	(4,208)	(0.00)
Sound Solutions (Hongkong) Co., Limited	USD	10,934,948	57,777,822	(46,842,874)	6,885	(37,809)	(37,809)	0.00
Sound Solutions Austria GmbH	EUR	12,419,290	4,791,609	7,627,681	(2,523,590)	111,578	(259,122)	(7.40)
SOUND TALE LIMITED	USD	54,088,303	769	54,087,534	0	(769)	(769)	(0.00)
SP International, Inc.	USD	12,483,868	1,936,183	10,547,685	0	(1,398)	(1,398)	0.00
SSI Micro-Components (America) Co., Limited	USD	160,610	(12,615)	173,225	0	(18)	(18)	(0.00)
Star Vision Precision Limited	TWD	1,783,674,814	0	1,783,674,814	0	0	277,350,678	1.37
Star Vision Technology Limited	TWD	1,783,778,780	103,966	1,783,674,814	0	(60,810)	277,350,650	1.37
Strength Luck Limited	USD	5,330,636	0	5,330,636	0	0	0	0.00
Success World Holdings Limited	USD	396,451,943	190,214	396,261,729	0	(747)	1,849,241	0.00
Super Fast Group Limited	TWD	349,085,822	0	349,085,822	0	0	9,714,960	0.05
Super Wealth Limited	TWD	1,663,291	145,735	1,517,556	0	(237,049)	(236,993)	(1.71)
Sutech Holdings Limited	USD	227,235,352	0	227,235,352	0	0	0	0.00
Synergy Integration Technology (SAMOA), Inc.	USD	296,380	0	296,380	0	(121)	(121)	(0.00)
Talent Sky Holdings Limited	TWD	9,309,184,087	0	9,309,184,087	0	0	(2,225,038,045)	(0.19)
TeleEye Corporation	HKD	1,000	74,051	(73,051)	0	0	0	0.00
TeleEye Health Care Limited	HKD	0	14,188	(14,188)	0	0	0	0.00
Timely Fame Limited	USD	1	0	1	0	0	0	0.00
TMJ Technology Co., Ltd.	TWD	9,302,010,316	0	9,302,010,316	0	(868)	(2,225,038,045)	(0.19)
TNS Limited	USD	154,489,251	102,567,474	51,921,777	0	0	(7,230,300)	(0.38)

Company name	Currency	Paid-in Capital	Total Liabilities	Net Worth	Net Operating Revenue	Operating Income	Profit/Loss for Current Period	EPS
TNS Mobile India Private Limited	INR	462,185,429	117,109,646	345,075,783	0	(3,545,692)	7,765,072	0.53
TNS Mobile Oy	EUR	23,800,101	102,263,154	(78,463,053)	0	(48,226)	(16,197,838)	(6,479.14)
Tongrand Limited	TWD	690,353,234	0	690,353,234	0	0	13,660,533	0.03
Top Dynamic Limited	TWD	26,667,549	0	26,667,549	0	0	28,767,811	0.16
TOP STEP ENTERPRISES LIMITED	TWD	688,826,350	470,002,276	218,824,074	1,875,332,523	216,968,205	217,777,694	0.00
Topford International Limited	TWD	1,636,707,162	4,955	1,636,702,207	0	(7,171)	(12,600,270)	(0.01)
Topper World Investments Limited	USD	7,638,288	0	7,638,288	0	0	0	0.00
TradeDX s.r.o.	TWD	3,768,917	19,103,564	(15,334,647)	882,547	(1,334,203)	(3,169,081)	(12.55)
Transluck Holding Limited	USD	212,694,330	73,060,825	139,633,504	0	(8,877,126)	(6,095,878)	(0.04)
Union Wide Enterprises Limited	TWD	10,121,032,868	0	10,121,032,868	0	0	828,105,342	0.15
Universal Field International Limited	TWD	28	0	28	0	0	812,682	29,024.36
Ur Materials Co., Ltd.	TWD	1,205,047,499	0	1,205,047,499	0	0	64,910,178	0.17
VaultDX s.r.o	TWD	0	0	0	0	0	0	0.00
VP Assets Limited	TWD	80,049,591	0	80,049,591	0	0	0	0.00
VP Dynamics Labs (Mobile) Limited	TWD	0	0	0	0	0	0	0.00
Wcube Co.,Ltd.	TWD	1,435,389,968	0	1,435,389,968	0	(201,952)	(408,506,523)	(0.31)
WELL BUILT HOLDINGS LIMITED	TWD	3,366,701,626	0	3,366,701,626	0	0	247,161,949	0.18
Wexteq Corporation	TWD	554,659,784	16,525,846	538,133,938	0	(135,092)	21,032,989	0.07
Wide Ranging Investments Limited	USD	175,794,695	0	175,794,695	0	(2,645)	(2,645)	0.00
WIN WORLD ENTERPRISES LIMITED	TWD	33,911,405	1,600,900	32,310,504	20,558,080	5,696,562	4,836,571	13.56
Wise Excel Limited	USD	86,667,139	0	86,667,139	0	0	(8,780)	0.00
Wonderful Stars Pte. Ltd.	USD	549,384,973	40,008,534	509,376,439	0	(36,842)	(36,847)	0.00
Worthy Ray Limited	USD	138,830,005	0	138,830,005	0	0	0	0.00
Xingfox Energy (Cayman) Technology Co., Ltd.	USD	594,069	0	594,069	0	0	6,113,920	2.47
Yanhorn Industries Limited	TWD	10,241,301,444	0	10,241,301,444	0	(69,157)	1,374,096,822	1.13
Yick Fung Investments Limited	TWD	297,820,137	0	297,820,137	0	(324,244)	(324,244)	0.00
Yuzhan Precision Technology Japan Co., Ltd.	JPY	12,381,318,839	12,101,111,822	280,207,017	32,657,478,787	86,908,749	63,913,662	0.00
Zettmage Technologies Japan Inc.	TWD	45,505,878	36,593,391	8,912,486	182,866,400	12,170,411	7,866,702	10.90
Zone Beyond Limited	USD	1	0	1	0	0	0	0.00

Company name	Currency	Paid-in Capital	Total Liabilities	Net Worth	Net Operating Revenue	Operating Income	Profit/Loss for Current Period	EPS
Lih Shtun International Investments Limited	TWD	66,046,331	142,171	65,904,160	0	(590,478)	(512,258)	(0.06)
Syntrend Lifestyle Co.	TWD	35,560,345	8,882,156	26,678,189	16,787,758	(8,020,546)	(7,974,511)	(2.28)
SYNTREND CREATIVE PARK CO., LTD.	TWD	4,773,634,132	3,515,394,583	1,258,239,549	650,858,644	18,142,151	(4,244,350)	(0.02)
WWW (JinCheng) Co., Ltd.	TWD	1,035,722,464	165,033,474	870,688,989	613,718,960	(404,966,652)	(463,009,978)	(0.12)
Triple Win Technology(ShenZhen) Co., Ltd.	TWD	45,552,666,839	34,276,496,006	11,276,170,834	78,863,706,960	4,275,796,845	4,019,954,730	3.09
SHANGHAI EMRISE INTERNATIONAL LOGISTICS CO.,LTD.	RMB	267,602,316	245,179,473	22,422,843	251,440,677	20,134,531	3,723,474	0.00
Shanghai Topone Logistics Co., Ltd.	RMB	211,894,377	77,402,340	134,492,037	76,046,829	134,750	808,231	0.01
WangHui Trading (ShangHai) Co., Ltd.	TWD	1,413,229,552	3,773,899	1,409,455,653	135,288,687	4,755,550	788,460,499	2.55
ShangHai KeTaiHuaJie Investment Co., Ltd.	TWD	5,465,340	0	5,465,340	0	48,027	103,749	0.00
Shanghai Zhuxuntong Import & Export Co., Ltd.	RMB	11,450,587	3,659,684	7,790,903	20,108,726	2,125,798	2,137,652	1.07
ShangHai Foxconn Co., Ltd.	TWD	5,828,033,709	4,812,602,714	1,015,430,995	343,256,748	43,059,169	(1,989,761)	0.00
Shanghai FU SHEN	TWD	145,483,791	2,915,680	142,568,112	9,348,588	277,742	1,616,999	0.01
Shanghai Fujingtong Business Factoring Ltd.	TWD	11,265,294,266	8,473,130,636	2,792,163,630	596,213,730	195,966,900	127,829,382	0.05
ShangHai Fertile plan International Logistics Co., Ltd.	RMB	102,637,489	77,290,147	25,347,342	285,188,505	1,549,194	3,254,386	0.33
ShangHai PengZhan Investment Co., Ltd.	TWD	36,745,116	20,678	36,724,439	0	(24,151)	804,644	0.00
Shanghai Ganxing Logistics Co., Ltd.	RMB	7,628,018	2,729,169	4,898,849	9,657,802	(814,475)	(947,973)	(0.20)
Shandong Wangliu Logistics Co., Ltd.	RMB	20,153,357	15,462,165	4,691,191	10,020,810	460,006	448,695	0.10
Shandong chengshang energy Co., LTD.	TWD	1,876,940,836	330,154,683	1,546,786,153	323,689,388	138,476,972	131,363,960	0.09
Foxconn Data Technology Co., Ltd.	RMB	19,609,531	15,150,838	4,458,693	26,424,777	(9,217,354)	(9,112,638)	NA
Foxconn Industrial Internet Co., Ltd.	RMB	19,062,948	10,811,466	8,251,482	7,176,926	(2,563,701)	(1,061,040)	NA
Gong Ye Fu Lian Foshan Zhizaogu Co., Ltd	RMB	146,147,078	47,053,053	99,094,025	15,355,952	(5,438,055)	(1,311,618)	NA
HengYang FuTaiHong Precision Industry Co., Ltd.	RMB	79,445,208	37,513,247	41,931,961	18,460,868	(3,809,405)	2,790,119	NA



Company name	Currency	Paid-in Capital	Total Liabilities	Net Worth	Net Operating Revenue	Operating Income	Profit/Loss for Current Period	EPS
YuanFu (Shenzhen) Technology Co., Ltd.	TWD	43,937,367	3,320,802	40,616,564	65,123,959	10,812,864	6,910,963	1.59
Inner Mongolia Topone Logistics Co., Ltd.	TWD	0	0	0	0	0	0	0.00
Inner Mongolia Guijinyuan Supply Chain Management Co., Ltd.	RMB	1,796,604	4,950,609	(3,154,005)	16,501,207	(738,116)	(738,115)	0.23
Inner Mongolia Kaopu Supply Chain Management Co., Ltd.	TWD	732,099,767	626,509,181	105,590,587	84,872,029	39,096,203	17,781,886	0.41
Inner Mongolia xin jing photovoltaic power generation co., Ltd.	RMB	14,418,592	3,477,246	10,941,346	5,241,697	323,116	318,265	0.03
TianJin Kaopu Information Technology Co., Ltd.	RMB	(2,434,962)	(38,741)	(2,396,221)	231,132	(1,065,176)	(1,065,776)	0.44
TNS Mobile (Beijing) Co., Ltd.	RMB	109,403,504	331,368,469	(221,964,966)	0	(163,905)	(11,288,367)	(2.42)
Taiyuan JUSDA Supply Chain Management Co., Ltd.	RMB	26,128,589	13,156,712	12,971,877	38,984,853	1,542,158	5,343,008	5.34
Taiyuan Fuchi Technology Co., Ltd.	TWD	31,868,739,084	29,448,376,773	2,420,362,311	43,539,224,869	242,146,282	242,770,264	0.11
SMART Technologies (China) Co., Ltd.	TWD	0	0	0	0	0	0	0.00
Beijing Topone Logistics Co., Ltd.	RMB	187,696,373	113,701,885	73,994,489	443,545,446	8,987,053	6,405,216	0.09
Beijing Fusharp Electronic Commerce Ltd.	TWD	40,736,555	329,202,960	(288,466,405)	0	759,293	759,293	0.03
BEIJING fuyang New Energy Technology Co., Ltd.	TWD	149,001,042	(7,991,263)	156,992,305	6,341,499	1,021,911	10,756,135	0.08
JUSDA INTERNATIONAL LOGISTICS (TAIWAN) CO., LTD.	TWD	373,400,688	158,433,900	59,879,808	517,409,361	62,865,403	59,879,808	3.00
Rising Stars Taiwan Corporation	NTD	25,622,625	2,943,838	22,678,787	0	(5,322,819)	(5,321,213)	(1.90)
BERTSCHI INTERNATIONAL FREIGHT FORWARDING (SHANGHAI) CO.,LTD.	RMB	40,170,282	39,335,960	834,322	32,415,543	348,049	(397,733)	0.00
Zhengyi Special Material (HeNan) Co., Ltd.	TWD	803,248,683	492,202,429	311,046,254	363,743,053	(1,529,646)	510,358	0.00
First Special Material (Shenzhen) Limited	TWD	464,274,496	266,472,261	197,802,235	190,732,688	(23,232,778)	(19,355,041)	(0.08)
GanSu Fuguangyuan Electronic Technology Co., Ltd	TWD	274,215,810	1,114,384	273,101,426	11,816,373	(2,765,497)	(2,262,377)	(0.01)
TRANSWORLD COMMUNICATION SYSTEMS INC.	NTD	127,811,654	170,000	127,641,654	0	(345,660)	(24,654)	0.00

Company name	Currency	Paid-in Capital	Total Liabilities	Net Worth	Net Operating Revenue	Operating Income	Profit/Loss for Current Period	EPS
MingYang Real Estate Development (KunShan) Co., Ltd.	TWD	772,931,407	1,067,756	771,863,651	291,944	(934,776)	(3,388,384)	(0.03)
AnPinDa Precision Industrial (HuiZhou) Co., Ltd.	TWD	2,174,989,640	884,742,857	1,290,246,782	2,116,793,556	(81,304,621)	(71,054,574)	(0.05)
AnTec Automotive Electric System (KunShan) Co., Ltd.	TWD	10,364,360	1,055,926	9,308,434	0	(2,058,377)	(1,930,886)	(0.01)
ANTEC ELECTRIC SYSTEM CO., LTD.	TWD	129,858,568	32,913,443	96,945,125	0	(11,606,940)	(12,482,274)	(0.21)
Chengdu Yipu Logistics Co., Ltd.	RMB	20,699,129	11,183,967	9,515,162	37,996,390	1,034,365	1,003,090	0.11
Chengdu Zhuxuntong Import & Export Co., Ltd.	RMB	14,671,365	6,500,081	8,171,284	33,498,026	2,553,773	2,553,635	1.28
Chengdu Fulian Zhunren Technology Co., Ltd.	RMB	113,109,468	22,410,828	90,698,640	100,100,902	21,841,957	20,433,748	NA
CHIVALRY TECHNOLOGY LIMITED	TWD	44,029,164	40,671,580	3,357,584	65,560,430	2,458,942	2,193,575	2.61
Jiangsu Yuchi Zhilian Logistics Co., Ltd.	RMB	24,226,711	7,469,027	16,757,684	13,555,711	177,460	11,644	0.00
Ingrasys Info-Tech Corp.	RMB	39,126,441	1,799,702	37,326,739	20,610,481	(381,012)	(137,712)	NA
PULLUX ELECTRONICS LIMITED	TWD	34,996,876	31,566,466	3,430,410	46,379,658	2,076,045	1,664,270	1.32
Xi'an Topone Logistics Co., Ltd.	RMB	39,066,274	10,825,046	28,241,227	139,488,376	2,816,154	2,486,517	0.09
Foshan Pulida Technology Co., Ltd.	TWD	502,474,117	159,538,739	342,935,377	66,200,384	13,442,338	16,601,130	0.05
Premier Image Technology (China) Ltd.	TWD	6,692,829,659	655,086,197	6,037,743,462	2,322,352,252	120,169,714	284,363,723	0.06
Foshan Zhizaogu Chanyeshifanjidi Co., Ltd.	RMB	82,792,497	73,349,040	9,443,457	2,767,306	(2,992,521)	(556,031)	NA
Foshan Zhizaogu Chuangxinzhongxin Co., Ltd	RMB	61,728,963	51,055,439	10,673,524	0	(1,148,818)	666,663	NA
LinYih International Investments Co., Ltd.	TWD	2,460,199,141	275,000	2,459,924,141	0	(751,080)	7,137,798	0.03
Honxun Electrical Industry (HangZhou) Co., Ltd.	RMB	2,280,791,077	13,839,632	2,266,951,445	3,552,037	(10,492,369)	24,450,926	0.02
HongYe Precision Components (KunShan) Co., Ltd.	TWD	0	0	0	0	0	0	0.00
PEROBOT CO., LTD.	TWD	349,117,534	319,859,916	29,257,618	409,261,292	(4,937,970)	(4,844,080)	(0.48)
uniEat Co.,Ltd.	TWD	65,511,966	45,481,205	20,030,761	73,214,468	(17,105,234)	(16,656,465)	(1.56)
Belkin Trading (Shanghai) Co., Ltd.	USD	21,670,171	22,924,989	(1,254,819)	31,050,749	683,364	871,268	NA
Asia Pacific Telecom Co.,Ltd.	TWD	45,658,542,969	16,275,428,478	29,383,114,491	12,646,665,021	(4,992,336,158)	(5,374,140,694)	(1.24)

Company name	Currency	Paid-in Capital	Total Liabilities	Net Worth	Net Operating Revenue	Operating Income	Profit/Loss for Current Period	EPS
ZETTMAGE SEMICONDUCTOR LIMITED	TWD	69,000,261	36,666,174	32,334,088	54,214,699	3,319,269	1,749,589	0.83
EVENWELL DIGITECH INC.	NTD	134,150,271	746,192	133,404,079	19,909,522	526,090	780,249,641	86.69
Yueyang Jusda Supply Chain Management Co.,Ltd.	RMB	21,573,058	15,184,847	6,388,211	36,741,188	983,148	876,554	0.18
KUNSHAN FUCHENGKE PRECISION ELECTRONICAL CO.,LTD.	TWD	4,705,473,723	3,511,126,716	1,194,347,007	9,215,111,496	156,832,267	163,659,152	0.24
Kunshan Tengyang Intelligent Technology Co.,Ltd	RMB	46,714,943	31,087,167	15,627,776	54,861,190	14,528,545	9,872,910	0.00
KunShan XinYang Real Estate Development Co., Ltd.	TWD	1,559,059,398	1,236,688,501	322,370,898	0	(58,046,145)	(53,976,364)	(0.15)
Cens Way Technologies Co., Ltd.	TWD	1,940,413	0	1,940,413	0	(27,788)	(27,698)	(0.14)
HANGZHOU JUSDA SUPPLY CHAIN MANAGEMENT LIMITED	RMB	1,313,949	475,688	838,261	1,283,623	(157,599)	(149,340)	(0.15)
Hangzhou Jiangyu Innovation Medical Technology Co., Ltd.	TWD	51,494,717	5,139,040	46,355,677	10,314,140	(23,970,644)	(23,908,602)	(0.17)
DongGuan HongSong Precision Components Co., Ltd.	TWD	440,153,605	(11,255,549)	451,409,154	0	(301,949)	9,371,453	0.03
Dongying PV Technology Co. Ltd.	TWD	513,721,062	367,393,023	146,328,038	68,187,409	25,423,172	11,055,764	0.13
Wuhan Topone Logistics Co., Ltd.	RMB	36,434,108	16,423,911	20,010,197	41,947,047	2,251,519	2,360,480	0.24
Wuhan Jusda Supply Chain Management Limited	RMB	61,451,154	(2,395,298)	63,846,452	103,316,521	1,124,110	830,888	0.01
Wuhan Zhunxuntong Enterprise Service Co.,Ltd	RMB	7,935,295	2,257,634	5,677,661	7,802,031	1,285,306	1,276,941	0.85
Henan Zhongyuan RongChuang Fund Management Co., Ltd.	TWD	64,058,756	8,255	64,050,500	0	(909,174)	(570,168)	(0.01)
Henan Zhongyuan Financial Leasing Co.Ltd	TWD	339,670,125	37,704,272	301,965,852	14,270,707	9,410,622	11,752,797	0.04
Henan Yupin Real Estate Co.,Ltd	TWD	4,092,388,133	358,694,799	3,733,693,334	4,847,318,488	990,643,922	755,519,025	0.26
HeNan FuChi Technology Co., Ltd.	TWD	180,166,401,324	170,025,614,149	10,140,787,175	620,915,811,235	2,809,728,983	2,014,010,313	0.23
HeNan YuZhan Technology Limited	RMB	494,230,331	170,887,380	323,342,951	772,203,003	75,974,361	73,073,363	NA
FAROBOT INC.	TWD	171,482,950	82,140,218	89,342,732	0	(126,900,439)	(101,530,638)	(5.08)
SolidEdge Solution Inc.	TWD	300,479,760	52,316,136	248,163,624	4,745,107	(50,646,465)	(50,836,376)	(1.70)
Jin Ji Full Investment Holding Co., Ltd.	TWD	239,186,752	85,000	239,101,752	0	(87,675)	871,967	0.03

Company name	Currency	Paid-in Capital	Total Liabilities	Net Worth	Net Operating Revenue	Operating Income	Profit/Loss for Current Period	EPS
Jin Ji Full Precision Machinery (WuHan) Co.,Ltd	TWD	1,546,434,529	232,112,538	1,314,321,990	720,392,062	79,091,909	47,754,813	0.05
JIN JI FULL PRECISION MACHINERY (QIN HUANG DAO) CO., LTD	TWD	29,316,260	23,962,180	5,354,080	38,791,148	(33,283,430)	(33,319,589)	(0.75)
Changchun ChenTai Technology Co., Ltd.	TWD	361,608,963	(2,405,240)	364,014,203	0	(8,233,668)	(8,334,536)	(0.02)
Changchun YongTai Technology Co., Ltd.	TWD	57,567,846	(295,752)	57,863,599	0	(690,860)	(1,086,630)	(0.03)
Changchun Leiguan Environmental Plastic Products C	TWD	186,556,613	103,537,424	83,019,189	42,375	(3,986,061)	(7,882,531)	(0.05)
Qingdao Richtech Supply Chain Management Co., Ltd	RMB	75,066	0	75,066	0	(2,289)	(2,289)	(0.03)
SET INTERNATIONAL TECHNOLOGY CO., LTD.	TWD	454,270,759	21,168,999	433,101,761	0	(3,599,514)	(2,303,097)	(0.01)
Nanjing Futeng New Energy Vehicle Technology Co., Ltd.	TWD	232,569,131	4,452,938	228,116,193	0	(33,248)	(2,645,201)	(0.01)
NANJING HONGFUSHARP PRECISION ELECTRONICS CO., LTD.	TWD	0	0	0	80,251,058	(29,535,437)	(24,048,145)	0.00
NanNing FuTaiHong Precision Industrial Co., Ltd.	RMB	408,593,537	77,241,562	331,351,975	744,874,207	(2,329,419)	5,945,153	0.02
Nanning Fugui Precision Industrial Co.,Ltd.	RMB	17,110,055,974	10,041,176,195	7,068,879,779	33,373,703,716	879,841,533	898,033,381	NA
Smarter Technology (Shenzhen) Co., Ltd.	TWD	15,233,311	0	15,233,311	44,739	(260,078)	(1,429,255)	(0.03)
Spectacular Co., Ltd.	TWD	85,392,726	22,712,885	62,679,841	34,895,900	(18,006,315)	(18,125,812)	(1.81)
Maoming Yijie Logistics Co., Ltd.	RMB	31,777	0	31,777	0	(700,281)	760,733	23.94
SOCLE TECHNOLOGY CORP.	TWD	816,487,878	393,508,956	422,978,922	2,088,822,475	(7,736,465)	84,394,998	1.59
SOCLE TECHNOLOGY (Shanghai) LTD	TWD	107,154,667	58,925,154	48,229,512	152,912,423	3,633,656	9,056,506	0.22
CHONGQING GUANZHUO TECHNOLOGY CO., LTD.	TWD	189,971,821	998,299	188,973,522	52,356,645	(8,953,044)	(2,541,226)	(0.02)
CHONGQING FERTILE PLAN LOGISTICS CO., LTD.	RMB	61,100,320	9,351,191	51,749,129	21,557,964	(968,365)	370,725	0.04
Chongqing Hongteng Technology Co., Ltd.	RMB	123,392,322	65,064,462	58,327,860	294,688,254	12,492,010	12,928,404	0.70

Company name	Currency	Paid-in Capital	Total Liabilities	Net Worth	Net Operating Revenue	Operating Income	Profit/Loss for Current Period	EPS
Chongqing Zhunxuntong Customs Service Co.,Ltd.	RMB	8,280,960	2,107,145	6,173,815	8,168,168	1,882,629	1,862,661	1.24
ChongQing FuGui Electronics Co., Ltd.	RMB	345,351,342	39,256,429	306,094,913	811,219,916	(32,204,710)	(14,530,241)	NA
ChongQing Jingmei Precision electronic Co., Ltd.	TWD	3,047,959,951	2,931,634,422	116,325,529	6,645,540,037	70,629,270	57,611,136	0.44
JOYSPEED GLOBAL CARGO (CHINA) LIMITED	HKD	544,530,050	506,633,207	37,896,843	428,550,074	16,640,394	13,782,952	1.72
Jusda Supply Chain Management ( Shanghai ) Co., Ltd.	RMB	2,451,222	(145,388)	2,596,610	0	(96,611)	(63,198)	(0.01)
JUSDA SCM (HUIAN) CO., Ltd.	RMB	1,506,128	593,544	912,584	3,676,736	283,412	301,312	0.08
Jusda Energy Technology (Shanghai) Co., Ltd.	RMB	156,361,626	68,190,718	88,170,908	103,657,369	(3,181,508)	(10,765,575)	(0.09)
Jusda Energy Technology(Zhoushan) Co.,Ltd.	RMB	160,813,878	78,202,277	82,611,601	136,764,850	(10,883,490)	(5,033,048)	(0.06)
Jusda Supply Chain Management International Co., Ltd.	RMB	4,634,833,374	231,935,396	4,402,897,978	829,172,032	14,127,998	501,991,455	2.73
Triple Win Precision Electronics (Jin Cheng) Co., Ltd.	TWD	4,078,503,949	2,694,870,443	1,383,633,506	8,226,521,967	45,795,824	223,926,993	0.86
Jincheng Foxconn intelligent manufacturing institute Co., Ltd.	RMB	134,269,437	43,651,754	90,617,683	33,290,966	(351,968)	509,303	NA
Jincheng Futaihua Precision Electronic Co., Ltd.	RMB	9,034,446,433	4,014,604,109	5,019,842,324	10,322,382,894	1,550,672,040	1,433,770,564	NA
Jincheng Hongren Technology Co.,Ltd,	RMB	1,217,002,181	72,139,877	1,144,862,304	381,401,402	144,797,580	148,575,564	NA
Jincheng Hongzhi Nano optical-mechanical-electrical institute Co., Ltd.	RMB	51,768,346	44,729,129	7,039,217	933,338	(29,006,319)	6,054,726	NA
Jincheng HongShuo intelligent technology Co., Ltd.	RMB	101,177,439	21,822,597	79,354,842	38,440,256	582,217	1,511,834	NA
Taibangjie Supply Chain Management(Shen Zhen) Limited	RMB	7,963,816	5,530,670	2,433,146	15,206,078	332,848	565,467	1.19
Infocus precision industry(shenzhen) Co., Ltd.	RMB	19,390,630	0	19,390,630	0	(380,391)	(226,335)	0.00
SHUNSIN TECHNOLOGY (ZHONG SHAN) LIMITED	RMB	2,327,321,349	141,998,260	2,185,323,089	470,303,958	53,425,820	605,255	NA
ShunYun Technology Holdings (Hong Kong) Limited.	USD	0	0	0	0	0	0	0.00
SHUNYUN TECHNOLOGY (ZHONGSHAN) LIMITED	RMB	265,518,627	125,990,543	139,528,084	47,837,367	863,153	14,443,234	NA

Company name	Currency	Paid-in Capital	Total Liabilities	Net Worth	Net Operating Revenue	Operating Income	Profit/Loss for Current Period	EPS
Talentek Microelectronics (He fei) Limited	RMB	111,159,377	31,497,530	79,661,847	35,686,242	(14,589,999)	(11,506,117)	NA
CircuTech Technology Service (ShenZhen) CO.LTD.	RMB	4,012,781	25,713	3,987,068	0	(98,106)	(190,938)	NA
MIH Consortium	TWD	0	0	0	0	0	0	0.00
Ambit Microsystems (JiaShan) Ltd.	TWD	10,886,186	69,596	10,816,590	0	(477,923)	(357,579)	(0.01)
AMBIT MICROSYSTEMS CORP.	TWD	74,837	0	74,837	0	0	8	0.00
JiZhun Precision Industrial (HuiZhou) Co., Ltd.	RMB	2,000,952,138	17,698,001	1,983,254,137	43,668,574	(27,553,232)	14,204,678	NA
KangZhun Electronic Technology (KunShan) Co., Ltd.	TWD	6,906,706,504	165,015,348	6,741,691,156	606,450,323	(128,855,834)	230,978,467	0.03
GENCONN BIOTECH CO., LTD.	TWD	117,914,250	41,349,929	76,564,321	204,624,603	9,511,102	8,091,461	0.00
CONING TECHNOLOGY LIMITED COMPANY	TWD	802,736,919	444,050,479	358,686,440	911,109,729	32,247,561	25,373,616	0.00
HEALTHCONN CORP.	TWD	1,258,395,196	336,254,783	922,140,413	119,683,142	(56,606,900)	37,433,039	0.83
GLOBAL IT SERVICES CO. LTD.	TWD	4,202,664	238,071	3,964,593	0	0	0	0.00
JieDaShi Software (ShenZhen) Co., Ltd.	TWD	372,063,470	2,948,740	369,114,730	0	(138,825)	20,180,385	0.06
HuaiAn MingYang Real Estate Development Co., Ltd.	TWD	618,646,403	265,735	618,380,668	0	(641,507)	233,216	0.00
HuaiAn FuLiTong Trading Co., Ltd.	RMB	282,100,187	89,600,148	192,500,039	571,645,477	11,399,378	11,459,078	0.38
HUAIAN FuYang Soleros Technology Co., Ltd.	TWD	212,831,652	(1,065,383)	213,897,035	24,486,403	13,151,337	12,116,710	0.08
FS MJD SUPPLY CHAIN CO.,LTD.	RMB	22,482	121,118	(98,637)	0	49,192	49,245	(0.50)
SHENZHEN HOCHICHUANG TECHNOLOGY CO., LTD.	TWD	61,371,087	32,444,393	28,926,694	5,903,735	(16,618,581)	(37,350,827)	(2.86)
Shenzhen eLux Display Co., Ltd.	TWD	0	0	0	0	0	0	0.00
Shenzhen Topone Logistics Co., Ltd.	RMB	95,566,343	77,371,431	18,194,912	107,930,906	5,160,419	2,067,618	0.11
Shenzhen KCT Technology Co., Ltd.	TWD	31,950,325	8,586	31,941,739	16,269,370	16,182,138	15,553,478	0.71
Jin Ji Tiger Investment Holding Co., Ltd.	TWD	581,056,613	(2,151)	581,058,764	0	1,024,166	(278,786,426)	(0.50)
QIANHAI JUSDA SUPPLY CHAIN MANAGEMENT LIMITED	RMB	25,011,445	1,063,190	23,948,255	4,127,958	2,436,552	2,593,565	0.17
Shenzhen Zhunxuntong technology Co., Ltd.	RMB	47,187,627	6,671,335	40,516,292	28,968,248	1,470,587	9,739,690	0.97

Company name	Currency	Paid-in Capital	Total Liabilities	Net Worth	Net Operating Revenue	Operating Income	Profit/Loss for Current Period	EPS
Shenzhen Foxconn Advanced Manufacturing Capacity Training University	TWD	16,622,029	13,419,415	3,202,615	3,752,328	967,055	(2,995,564)	(0.94)
ShenZhen Fuhongxun Technology Co., Ltd.	RMB	160,035,764	0	160,035,764	0	(10,986)	(10,857)	0.00
SHENZHEN FORTUNE FINTECH CO., LTD	TWD	88,588,728	74,871,828	13,716,900	444,440,804	11,250,727	9,634,993	0.55
ShenZhen FerTile Plan international Logistics Co., Ltd.	RMB	1,537,287,331	610,582,392	926,704,939	1,971,393,889	24,011,387	19,201,407	0.03
Shen Zhen Fu Neng new energy technology Co., Ltd.	TWD	2,085,054,868	480,695,070	1,604,359,799	1,354,991,816	183,365,963	181,366,644	1.39
ShenZhen Fulianwang Internet Of Things Intelligent Home Furnishing Co., Ltd	TWD	1,103,701,686	229,373,387	874,328,299	2,893,635	(87,936,643)	(75,630,660)	(0.01)
Shenzhen Fu Rong Inclusive Finance Co., Ltd.	TWD	5,320,596,070	2,543,430,930	2,777,165,140	773,900,698	38,167,878	44,441,817	0.02
Shenzhen Fulian Lingyun Optical Technology Co., Ltd.	RMB	249,785,217	140,649,737	109,135,480	171,860,282	7,262,431	9,004,764	NA
ShenZhen FuHongJie Technology Service Co., Ltd.	TWD	698,935,232	219,420,211	479,515,021	752,452,930	28,835,073	32,778,859	0.94
Shenzhen Dengmao Science And Technology Company	TWD	0	0	0	0	0	0	0.00
Shenzhen Hyper Power Information Technology Co., Ltd.	TWD	122,360,451	62,145,190	60,215,261	153,694,306	1,700,346	1,215,081	0.06
SMART SHELL office (Shenzhen) co., ltd	TWD	32,077,373	4,371,987	27,705,386	2,639,445	(3,546,429)	(3,427,384)	(0.07)
Shen Zhen Hong Zhao Da Technology Services Co., Ltd.	TWD	414,649,268	308,327,001	106,322,267	958,829,225	15,985,485	21,969,931	0.50
Hongfei Precision Technology (shenzhen ) Co., Ltd.	TWD	157,136,843	(9,039,512)	166,176,356	17,659,430	4,390,646	38,058,230	0.13
Yantian Jusda Supply Chain Management Co., Ltd.	RMB	29,663,679	12,836,155	16,827,524	44,146,160	6,213,526	5,319,167	2.66
Leapsy Inc.	RMB	9,917,604	50,701	9,866,903	94,340	(2,036,160)	(2,345,902)	NA
SHENZHEN HEALTHCONN HEALTH TECHNOLOGY CORP.	RMB	106,652,006	3,659,007	102,992,999	16,940,348	10,289,158	12,886,015	NA
ShenZhen FuTaiHong Precision Industrial Co., Ltd	RMB	11,237,029,786	6,745,921,331	4,491,108,455	16,141,746,437	(145,323,197)	(177,786,569)	(0.12)

Company name	Currency	Paid-in Capital	Total Liabilities	Net Worth	Net Operating Revenue	Operating Income	Profit/Loss for Current Period	EPS
ShenZhen FuGui Precision Industry Co.,Ltd. Guanlan Ming Ke Da Logistics Park Factory	RMB	24,810,661,953	20,915,963,085	3,894,698,868	34,223,466,117	698,559,041	571,438,278	NA
Shenzhen Fu Lian Intelligent Manufacturing Industry Innovation Center Co., Ltd.	RMB	148,664,255	38,991,391	109,672,864	46,142,311	(35,795,779)	9,003,916	NA
FuGion Material Technology (ShenZhen) Limited	TWD	2,124,272,452	1,571,351,240	552,921,211	27,795,086,560	110,606,313	91,836,571	0.24
Shenzhen Zhanggongzhi	CNY	2,600,144	1,822,617	777,528	7,557,592	423,461	424,182	0.00
Shenzhen Foxconn Industrial Internet Consulting Co., Ltd.	RMB	53,756,517	18,818,147	34,938,370	65,706,079	(23,042,626)	(21,754,024)	NA
Shenzhen Zhiyuan Industrial Internet Innovation Center Co., Ltd.	RMB	0	0	0	0	0	0	NA
SHENZHEN JINGJIANG YUNCHUANG TECHNOLOGY CO., LTD	RMB	633,179,642	155,735,765	477,443,877	723,017,669	166,797,403	176,440,081	NA
Shenzhen Jingji Precision Machinery Trade Co., Ltd	TWD	220,686,818	9,558,852	211,127,966	0	(522,666)	3,489,335	0.02
Shenzhen Hongzhi yun chuang Technology Co., Ltd	TWD	355,719,472	(4,318,719)	360,038,191	0	(20,401)	(7,061,783)	(0.02)
Innovative & Intelligent Factory Accelerator (Shenzhen) Co., Ltd	TWD	37,802,496	15,298,932	22,503,565	19,105,437	5,923,363	5,480,174	0.25
Chuangyi Funeng Technology (Beijing) Co., Ltd.	RMB	5,004,519	0	5,004,519	0	(650)	4,519	0.00
FORTUNE PRECISION OPTICS CO., LTD.	TWD	217,767,706	170,678	217,597,028	0	(50,904)	(803,425)	(8.03)
Foxconn (KunShan) Computer Connector Co., Ltd.	RMB	5,441,071,858	3,507,705,300	1,933,366,558	7,597,651,540	(127,459,646)	(410,533,405)	(0.25)
Foxconn (NanJing) Software Co., Ltd.	TWD	1,676,134,133	51,750,399	1,624,383,734	172,150,843	(20,662,136)	(12,745,136)	(0.01)
Foxconn Shenyang Precision industry Co., Ltd.	TWD	1,665,644,671	5,252,477	1,660,392,194	0	(16,887,074)	4,094,215	0.00
Foxconn Industrial Internet Co., Ltd.	RMB	75,394,946,655	794,799,645	74,600,147,010	126,954,621	6,219,399	13,344,467,173	NA
Foxconn Electrical Industry Development (Kunshan) Co.,Ltd.	RMB	1,346,449,056	221,559,850	1,124,889,206	1,385,256,688	9,353,804	19,696,822	0.02
Foxconn Precision Components (ShenZhen) Co., Ltd.	TWD	1,590,380,059	20,635,151	1,569,744,908	0	(10,219,810)	49,617,041	0.02
Foxconn Precision Electronics (TaiYuan) Co., Ltd.	TWD	159,089,979,383	111,759,215,560	47,330,763,823	401,164,348,579	(433,560,129)	3,603,236,945	0.27



Company name	Currency	Paid-in Capital	Total Liabilities	Net Worth	Net Operating Revenue	Operating Income	Profit/Loss for Current Period	EPS
Foxconn Precision Electronics (YanTai) Co., Ltd.	TWD	6,617,938,616	1,214,687,577	5,403,251,039	4,975,417,679	122,613,730	156,868,112	0.02
Fuyou Wande Trading Limited Company	TWD	180,892,835	132,137,413	48,755,422	236,178,145	37,134,923	33,200,861	0.76
FOCAL TECH CO., LTD.	NTD	54,247,856	160,000	54,087,856	0	(216,628)	(147,838)	(0.02)
FuHong Precision Components (ShenZhen) Co., Ltd.	TWD	1,226,781,016	115,503,205	1,111,277,811	0	(14,025,869)	46,888,588	0.11
Fu MinG Tuo property management (ShenZhen) Ltd.	TWD	99,796,991	304,495	99,492,496	2,438,468	889,264	3,251,088	0.03
XIX INC.	TWD	9,360,502	68,600	9,291,902	0	(1,708,477)	(2,995,172)	(0.09)
FnConn Financial:Tech-Driven SCF	TWD	159,846,134	14,530,455	145,315,680	136,618,872	63,765,500	62,153,949	1.43
FuJin Precision Industrial (ShenZhen) Co., Ltd.	TWD	558,689,732	27,101,647	531,588,085	454,424	(72,909,910)	10,165,783	0.00
Fu Jin Ji Network Science-Technology (Henan) Co., Ltd.	TWD	646,566,738	5,262,470	641,304,269	0	(8,828,998)	(16,337,042)	(0.04)
FU JIN JI NETWORK TECHNOLOGY CO., LTD.	TWD	40,412,103	9,319,343	31,092,760	0	0	0	0.00
Fuyu Energy Technology (Kunshan) Co., Ltd.	TWD	653,070,893	4,684,498	648,386,395	40,756,928	14,894,810	31,765,466	0.05
Fuyu (Funing) Energy Technology Co., Ltd.	TWD	1,104,347,125	43,876,248	1,060,470,876	0	(84,301,092)	(80,725,164)	(0.05)
Fuyu properties (Shanghai) Co., Ltd	TWD	6,241,130,827	1,763,172,762	4,477,958,065	100,024,171	5,773,191	131,123,602	0.03
BREAKTIME INC.	TWD	24,278,624	100,821,847	(76,543,223)	114,890,018	(35,689,637)	(36,247,831)	(6.39)
FuZhun Precision Tooling (HuaiAn) Co., Ltd.	TWD	5,221,973,128	209,628,571	5,012,344,557	685,874,131	75,424,605	155,998,142	0.05
FUZHUN PRECISION TOOLING (JIASHAN) CO.,LTD	TWD	3,315,464,609	554,765,469	2,760,699,140	1,588,403,607	270,196,317	350,529,408	0.17
FuJin Precision Industrial (JinCheng) Co., Ltd.	TWD	35,315,595,858	2,471,853,323	32,843,742,535	2,666,212,381	(1,482,002,074)	890,238,213	0.05
FuTaiJing Precision Electronics (BeiJing) Co., Ltd	RMB	768,555,771	72,968,018	695,587,753	200,747,663	(43,638,776)	(25,294,874)	(0.05)
Futaijing Precision Electronics Yantai Co., Ltd.	RMB	1,412,685,996	1,014,229,617	398,456,379	4,922,351,007	23,539,231	28,440,424	0.22
FULLTIME INTERNATIONAL INVESTMENT LIMITED	TWD	104,926,059	80,000	104,846,059	0	(156,235)	(153,941)	(0.01)
FuTaiKang Electronics Development (YanTai) Ltd.	TWD	852,886,342	13,936,795	838,949,547	82,535,402	34,008,758	56,182,554	0.03

Company name	Currency	Paid-in Capital	Total Liabilities	Net Worth	Net Operating Revenue	Operating Income	Profit/Loss for Current Period	EPS
FuTaiKang Precision Components (ShenZhen) Co., Ltd	TWD	397,142,355	6,735,767	390,406,588	0	(19,336,069)	44,893,626	0.22
FuTaiJie Science & Technology Development (ShenZhe	TWD	1,779,699,227	942,417,414	837,281,813	3,302,353,567	(55,014,897)	53,221,776	0.12
FuTaiHua Industrial (ShenZhen) Limited	TWD	515,427,375,967	228,070,756,403	287,356,619,564	531,967,391,105	(3,224,712,514)	24,787,555,055	2.29
Futaihua Precision Industry (Weihai) Co., Ltd.	TWD	349,021,012	341,094,986	7,926,025	167,113,932	11,387,785	7,908,368	0.00
FuTaiHua Precision Electronics (ChengDu) Co., Ltd.	TWD	3,229,373,106	597,750,581	2,631,622,525	994,037,915	(45,818,293)	152,625,415	0.11
FuTaiHua Precision Electronics (ZhengZhou) Co., Ltd.	RMB	19,486,136,884	7,179,787,235	12,306,349,649	15,201,199,987	2,034,812,486	2,865,398,139	NA
FuNeng New Energy Technology (Nanyang) Co., Ltd.	TWD	222,536,797	333,211	222,203,586	7,665,155	121,921	7,145,769	0.04
FLNET CO., LTD.	TWD	49,586,367	109,717	49,476,650	1,487,439	521,728	895,291	0.03
FuDing Precision Components (ShenZhen) Co., Ltd.	RMB	3,667,505,549	1,052,939,232	2,614,566,317	3,802,167,039	457,247,053	416,706,662	1.15
FIH (TIANJIN) PRECISION INDUSTRY CO., LTD.	RMB	141,891,315	910,862,129	(768,970,815)	0	(24,855,166)	(54,390,414)	(0.13)
FIH (NANJING) COMMUNICATION CO.,LTD.	RMB	169,479,894	69,752,730	99,727,164	88,033,838	13,748,829	15,288,425	0.12
FIH CO., LTD.	NTD	3,110,270,048	1,433,638,914	1,676,631,134	2,750,300,613	126,183,049	190,534,909	9.53
Fuzhikang Precision Components (BeiJing) Co., Ltd.	RMB	2,885,322,885	194,605,788	2,690,717,097	248,462,901	(119,555,647)	(94,586,484)	(0.17)
Fuzhikang Precision Electronics (LangFang) Co., Ltd.	RMB	5,783,069,544	2,167,708,864	3,615,360,680	2,964,943,933	(467,777,445)	(370,342,142)	(0.12)
Fuxiang Private equity investment fund joint ventur	TWD	1,036,233,213	693,430	1,035,539,783	0	(8,565,636)	(4,206,027)	0.00
FuXiang Precision Industrial (KunShan) Co., Ltd.	TWD	35,300,803,020	16,719,538,635	18,581,264,386	26,035,639,632	2,177,493,556	2,276,789,818	0.21
Fuhuajie Industrial (Shenzhen) Co., Ltd.	TWD	2,726,575,322	11,868,393	2,714,706,930	0	(1,408,111)	153,195,522	0.04
FU HUAKE PRECISION INDUSTRY (SHENZHEN) CO. LTD.	RMB	33,182,177	34,024,735	(842,558)	1,617,908	(15,590,856)	(15,629,893)	NA
FuhuaKe Precision Industry (GuiZhou) Co., Ltd.	TWD	939,606,006	1,639,445	937,966,562	0	(67,286)	17,749,429	0.02
FUGUIKANG PRECISION ELECTRONICS (GUIZHOU) CO., LTD.	TWD	578,645,804	1,280,165,099	(701,519,295)	1,302,454,448	17,040,579	(20,597)	0.00

Company name	Currency	Paid-in Capital	Total Liabilities	Net Worth	Net Operating Revenue	Operating Income	Profit/Loss for Current Period	EPS
FuYang Soleros Technology(NANAYNG) CO., LTD	TWD	5,927,722,779	2,042,735,463	3,884,987,315	151,354,195	(23,925,215)	109,274,950	0.03
FUMENG ELECTRICAL TECHNOLOGY (HEZE) CO., LTD	RMB	26,358,023	59,634,735	(33,276,712)	67,055,386	(28,946,525)	(25,711,572)	(0.83)
Fu Sheng Optoelectronics Technology(Kunshan) Co., Ltd	RMB	214,680,976	77,043,310	137,637,666	226,113,887	15,925,600	13,305,100	0.10
FuDing Electronic Technology (JiaShan) Co., Ltd.	TWD	51,116,334,383	35,004,140,780	16,112,193,603	32,432,389,145	2,227,963,385	1,022,559,488	0.08
FuDing Precision Industrial (ZhengZhou) Co., Ltd.	RMB	849,422,270	392,082,888	457,339,382	898,188,787	(38,365,327)	(28,615,008)	(0.11)
Rich Dreams Network Technology (Hangzhou) Limited	TWD	9,027,734	1,263,590	7,764,144	0	(3,806,598)	(3,764,336)	(0.72)
KICK2REAL CO., LTD.	TWD	101,445	0	101,445	0	(75,822)	(99,191)	(0.25)
Fuhong Cloud Computing (Tianjin)co. Ltd.	RMB	7,463,099,044	6,616,326,063	846,772,981	6,187,260,151	31,290,056	46,772,981	NA
Shanxi Yuding Precision Technology Co., Ltd.	RMB	8,714,912,884	5,305,943,386	3,408,969,498	8,124,425,059	591,904,424	704,529,144	NA
Zhoukou Yuzhan Precision Technology Co. Ltd,	RMB	233,739,122	185,353,077	48,386,045	143,136,546	(2,444,527)	(1,705,269)	NA
Fulian Technology (Wuhan) Co.,Ltd.	RMB	2,150,790,694	579,334,508	1,571,456,186	1,950,039,795	95,159,823	118,373,113	NA
Fulian Technology(jiyuan)co.,Ltd.	RMB	11,385,457,817	3,225,254,830	8,160,202,987	10,441,216,349	1,388,419,636	1,678,918,926	NA
Fulian Lankao Technology Co. , ltd,	RMB	2,588,005,581	1,265,994,015	1,322,011,566	2,188,398,894	4,852,479	18,430,689	NA
Hebi Yuzhan Precision Technology Co.,Ltd.	RMB	2,315,364,739	955,547,928	1,359,816,811	2,122,351,936	329,159,717	332,935,070	NA
Baichang Technology Service(tianjin) Co.ltd.	RMB	275,204,801	2,494,983	272,709,818	15,089,568	3,760,313	2,968,879	NA
Fulian Guozhou Electronics (Shanghai) Co., Ltd.	RMB	273,526,072	29,529,813	243,996,259	136,822,621	12,165,315	11,845,907	NA
Ambit Microsystems(Shanghai)Ltd.	RMB	3,413,467,028	1,418,230,469	1,995,236,559	4,428,309,440	42,592,520	73,679,004	NA
System Integration Electronics ( Hangzhou ) Ltd . , Co .	RMB	2,957,169,478	2,220,359,364	736,810,114	12,829,901,478	95,734,040	94,746,436	NA
Haining System Integration Electronics Technology Co., Ltd.	RMB	699,843,044	373,810,999	326,032,045	2,060,082,133	33,672,578	32,266,388	NA
Fulian Fujia Zhichuang (Shenzhen) Technology Co., Ltd.	RMB	61,168,427	4,000	61,164,427	0	(4,240)	(3,723)	NA
Fujiyun (Shenzhen) Technology Co. ,Ltd.	RMB	4,371,877	4,128,890	242,987	12,540,438	(252,584)	(227,813)	NA

Company name	Currency	Paid-in Capital	Total Liabilities	Net Worth	Net Operating Revenue	Operating Income	Profit/Loss for Current Period	EPS
Fulian Fuyi Precision Industry (Dongguan) Co., Ltd.	RMB	18,689,849	5,991,792	12,698,057	22,090,631	1,398,024	709,843	NA
TaiYuan Fulian Intelligent Workshop Co., Ltd.	RMB	0	0	0	0	0	0	NA
Zhengzhou Fulian Intelligent Workshop Co., Ltd.	RMB	61,480,818	2,262,245	59,218,573	379,011	(592,482)	218,573	NA
Shenzhen Yuzhan Precision Technology Co.,Ltd.	RMB	40,281,612,231	21,861,229,829	18,420,382,402	60,220,909,270	3,477,355,423	3,708,249,982	NA
Hongfujin Precision Electronics(Tianjin)Co.,Ltd.	RMB	17,960,478,442	9,223,632,594	8,736,845,848	34,309,843,067	2,046,177,907	1,854,816,701	NA
Flow Vision Technology	RMB	12,203,649	6,440,582	5,763,067	13,125,824	3,928,217	3,973,446	NA
FuJun Precision Electronics (ChongGing) Co., Ltd.	TWD	3,473,220,514	3,139,039,033	334,181,481	7,545,731,222	(40,428,621)	(36,940,616)	(0.09)
FuHonYuan (ShenZhen) Environment Technology Inc.	TWD	284,422,570	17,538,789	266,883,780	13,730,980	(3,254,968)	2,804,228	0.51
FOXCONN GLOBAL NETWORK CORPORATION	TWD	1,053,958,796	705,009,984	348,948,812	1,084,838,481	(113,896,352)	(114,272,696)	(3.26)
Fuyun Acoustics Technology (Shenzhen) Co., Ltd.	TWD	163,044,804	41,751,861	121,292,943	0	(66,345,022)	(63,614,272)	(0.34)
FuYu Electronic Technology (HuaiAn) Co., Ltd.	RMB	4,056,129,736	1,386,090,310	2,670,039,426	3,910,141,511	58,527,809	73,741,440	0.04
Langfang city Fuyang New Energy Technology Co., Ltd.	TWD	169,800,243	(11,956,772)	181,757,015	9,761,076	1,451,786	8,656,678	0.05
LangFang Fertile Plan Logistics Co., Ltd.	RMB	21,105,527	1,035,587	20,069,940	5,359,944	(1,019,965)	(633,185)	(0.06)
LangFang YuZhan Technology Limited	RMB	0	0	0	0	(1,423,634)	265,593	NA
ALTUS TECHNOLOGY INC.	TWD	2,403,077,605	1,716,926,190	686,151,415	167,194,071	(2,626,088)	(29,075,991)	(0.29)
PREMIER IMAGE TECHNOLOGY (H.K.) LIMITED	TWD	6,458,950,958	1,921,883	6,457,029,075	0	(3,430,832)	294,245,389	0.96
BIG INNOVATION COMPANY LTD.	TWD	67,803,781	59,550,724	8,253,057	100,588,575	3,876,132	4,492,502	0.45
LIFE 8 CREATIVE CO., LTD.	TWD	32,890,104	100,000	32,790,104	0	(135,432)	14,308,013	0.60
HUNAN JUSDA Supply Chain Management Co., Ltd.	RMB	73,795,812	48,521,089	25,274,723	163,325,830	8,403,117	8,881,174	0.89
Guizhou Hangtuo IOT Technology Co., Ltd.	RMB	55,538	22,524	33,014	126,154	(61,821)	(61,821)	(1.87)
GUIZHOU FUNAYUANCHUANG TECHNOLOGY CO., LTD	TWD	707,485,374	44,307,705	663,177,669	14,492,897	(63,710,300)	(54,250,738)	(0.05)

Company name	Currency	Paid-in Capital	Total Liabilities	Net Worth	Net Operating Revenue	Operating Income	Profit/Loss for Current Period	EPS
Guizhou FIH Precision Electronics Co., Ltd.	RMB	1,334,419,707	565,822,363	768,597,344	2,413,392,386	(66,914,115)	(4,950,581)	(0.01)
Guizhou Fuhuada Electronic Co., Ltd.	TWD	23,598,612	200,822,683	(177,224,070)	0	(11,230,204)	(469,117)	0.00
DYNAMIC COMPUTING TECHNOLOGY CO., LTD.	TWD	169,938,421	22,482,194	147,456,227	196,478,640	25,735,016	25,553,166	2.13
CloudMed CDMO Co., Ltd.	TWD	200,782,168	17,333,290	183,448,878	0	(16,563,450)	(16,551,122)	(0.83)
Sound Solutions International	RMB	132,222,900	11,912,062	120,310,838	1,269,644	(816,541)	(816,541)	(0.00)
Sound Solutions International (Zhenjiang) Co.,Ltd.	RMB	708,538,069	577,909,464	130,628,605	1,271,842	(45,534,141)	(45,723,034)	(0.06)
Sound Solutions International (Zhenjiang) Co.,Ltd.	RMB	94,222,612	211,300,533	(117,077,921)	6,955,535	4,141,123	2,781,053	0.09
Synergy Integration Technology (Shanghai) Inc	RMB	5,348,412	2,814,902	2,533,510	10,944,574	822,049	837,594	NA
Synergy Circulation Technology Co., Ltd.	NTD	125,695,647	11,316,315	114,379,332	26,613,724	(4,186,240)	(4,611,105)	(0.36)
Polight Technologies Ltd.	TWD	462,817,028	69,817,773	392,999,255	287,083,031	22,778,982	(19,095,854)	(0.53)
Xinjiang Kaopu Supply Chain Management Co., Ltd.	RMB	950,283	20,295	929,988	0	(577)	(577)	(0.00)
Yuan Kang Agrictural Technology Co., Ltd.	TWD	7,018,648	0	7,018,648	2,910,726	(55,140,680)	(56,548,148)	(0.34)
YanTai FuLiTong International Trading Co., Ltd.	TWD	168,447,877	33,727,037	134,720,839	323,230,111	3,987,047	10,830,737	0.25
EFEIHU ( YANTAI) LIMITED	TWD	313,054,339	131,250,805	181,803,534	288,391,768	10,495,193	23,853,597	0.27
YanTai FuTaiTong International Logistics Co., Ltd.	RMB	5,442,654	1,384,724	4,057,930	5,711,497	(2,132,757)	(1,196,746)	(0.12)
YanTai FuHuaDa Precision Co., Ltd.	TWD	2,394,866,974	424,224,361	1,970,642,614	1,132,853,073	(204,791,753)	80,210,297	0.02
Yantai Economic&Technological Development Area Hon	TWD	3,976,155	74,290	3,901,866	999,772	899,751	1,466,218	0.84
Yantai Ur New Material Technology Co., Ltd.	TWD	110,743,216	62,251,055	48,492,160	99,071,553	1,827,607	2,106,083	0.05
KING GIANTS PRECISION IND. CO., LTD.	TWD	5,000,000	0	5,000,000	0	0	0	0.00
Inncom Technology (ChongQing) Co., Ltd.	TWD	12,067,384	101,927,665	(89,860,282)	0	(23,664)	(10,461)	0.00
CHIUN MAI COMMUNICATION SYSTEMS, INC.	NTD	2,145,919,765	685,847,220	1,460,072,545	2,320,286,464	18,449,175	20,336,006	0.14
LINKOOH TECHNOLOGY INC.	TWD	12,385,321	10,985,168	1,400,153	12,769,751	(13,856,330)	(6,682,651)	(1.34)

Company name	Currency	Paid-in Capital	Total Liabilities	Net Worth	Net Operating Revenue	Operating Income	Profit/Loss for Current Period	EPS
JiaShan PV Technology Co. Ltd.	TWD	163,306,416	(4,871,681)	168,178,097	17,162,170	8,602,099	8,859,079	0.07
Jia Ming Leasing (Shanghai) Company Limited	TWD	5,010,594,670	3,496,729,676	1,513,864,994	285,570,862	129,466,417	137,644,008	0.13
Jiaxing Zhixie Trading Co.,Ltd.	TWD	1,430,547,815	(3,675,278)	1,434,223,093	0	(10,605,376)	777,874,569	0.43
JiaXin Aifengpai Trading Co.,Ltd.	TWD	5,211,257,683	3,805,866,082	1,405,391,601	15,895,343,635	923,533,860	785,832,871	2.73
G-TECH Optoelectronics (Shenzhen) Co.,Ltd	TWD	208,587,728	479,578	208,108,150	0	10,185,398	13,216,429	0.01
Fushirui ChenDu Precision Industry Co., Ltd.	TWD	776,988,187	799,160	776,189,027	10,770,736	20,300,838	32,876,912	0.18
Fushirui Zhengzhou Precision Industry Co., Ltd.	TWD	359,464,743	50,799,751	308,664,992	102,320,130	5,659,815	9,060,342	0.04
Guangzhou Wangliu Logistics Co., Ltd.	RMB	51,918,155	55,221,547	(3,303,391)	210,446,190	2,898,937	2,180,255	(0.66)
GUANGZHOU JUSDA SUPPLY CHAIN MANAGEMENT CO., LTD.	RMB	64,165,452	19,164,405	45,001,047	48,817,265	8,969,935	7,588,332	0.36
Guangzhou Ur Materials Technology Co., Ltd.	TWD	250,076,140	136,716,794	113,359,346	99,116,900	(20,979,616)	(18,812,329)	(0.12)
China ASEAN Supply Chain Management Co., Ltd.	RMB	32,751,659	7,605,480	25,146,179	39,440,995	789,932	1,119,717	0.04
Guangxi Yuchai Logistics Co.,Ltd.	RMB	124,037,578	68,828,424	55,209,154	130,935,403	11,650,562	9,766,341	0.18
Guangxi Yuchai Logistics Co.,Ltd.	RMB	775,943,700	433,719,916	342,223,784	1,073,752,777	10,940,553	6,185,711	0.03
Guangxi Youfu Logistics Co., Ltd.	RMB	5,356,410	1,438,398	3,918,012	2,824,539	(110,234)	(110,234)	(0.03)
Guangxi Power Source Technology Development Co., Ltd.	RMB	188,983,945	167,334,361	21,649,584	144,797,590	1,468,538	1,479,640	0.07
WEISHAN QIHANG LOGISTICS CO., LTD.	RMB	108,187,352	72,399,132	35,788,220	115,777,689	28,695,982	24,286,834	0.68
Guangxi Kairui Supply Chain Management Co., Ltd.	RMB	2,144,101	55,107	2,088,994	3,076,637	77,231	76,897	0.04
Guangxi Fumeng Innovation Technology Co., Ltd.	RMB	6,521,335	191,354	6,329,981	0	(1,076,550)	(912,216)	NA
Guangxi Changxing Tire Sales Co., Ltd.	RMB	6,488,527	6,402,280	86,247	13,067,218	90,458	86,247	1.00
Guangxi Changtu Tire Sales Co., Ltd.	RMB	6,201,625	14,612,061	(8,410,435)	6,819,207	(2,813,075)	(2,790,905)	0.33
Guangxi Changtu Tire Sales Co., Ltd.	RMB	11,566,776	5,696,534	5,870,242	16,358,628	121,647	117,270	0.02
Guangxi Changtu Tire Sales Co., Ltd.	RMB	40,240,565	18,198,475	22,042,090	30,151,344	325,295	285,888	0.01
Guangxi Coolco Supply Chain Technology Co., Ltd.	RMB	0	0	0	0	0	0	0.00

Company name	Currency	Paid-in Capital	Total Liabilities	Net Worth	Net Operating Revenue	Operating Income	Profit/Loss for Current Period	EPS
Pan Zhou Fu Gui Kang Precision Electronic Co. Ltd.	TWD	60,444,666	0	60,444,666	0	(119,892)	1,211,058	0.00
FOXNUM TECHNOLOGY CO., LTD.	TWD	84,029,129	8,617,525	75,411,604	7,127,878	(37,880,056)	(41,991,986)	(0.84)
Zhengzhou Yongyang Testing Services Co., Ltd	RMB	23,560,484	4,080,947	19,479,537	14,105,868	5,299,777	4,489,949	NA
ZhengZhou Justa Logistics Co., Ltd	RMB	106,663,985	47,164,435	59,499,550	177,641,814	19,538,812	15,925,328	5.31
Zhengzhou Jusda Industrial Park Development Co., Ltd.	RMB	75,444,248	186,091	75,258,157	0	(57,029)	940,728	0.01
Zhengzhou Zhunxuntong technology Co., Ltd.	RMB	29,628,487	15,632,267	13,996,220	69,448,478	2,852,712	2,741,126	0.91
Zhengzhou Airport Economic comprehensive Experiment	TWD	1,460,530,940	4,882,374	1,455,648,566	50,614,788	12,239,600	28,065,115	0.02
Zhengzhou Fuyu Occupation training school	TWD	0	0	0	0	0	0	0.00
Zhengzhou Fuyusheng Energy Technology Co., Ltd.	TWD	89,357,897	(6,647,940)	96,005,837	2,917,929	(7,896,329)	(5,845,160)	(0.03)
Zhengzhou Fuyucheng Agricultural Biotechnology Co., Ltd.	TWD	3,530,291	985,080	2,545,211	1,235,634	(3,381,451)	(2,507,801)	(0.01)
Zhengzhou Hongren cutting tools Co.,Ltd.	RMB	24,957,942	3,626,696	21,331,246	20,203,542	5,175,270	5,010,832	NA
Zhengzhou WanmaYun Elec. Technology Co., Ltd.	TWD	154,029,531	30,482,375	123,547,156	79,554,475	9,989,657	7,557,822	0.17
Kaopu Information Technology (Beijing) Co., Ltd.	RMB	19,182,681	25,918,070	(6,735,389)	192,038	(967,153)	(967,153)	0.14
Kaopu Information Technology (Shenzhen) Co., Ltd.	RMB	802	484,639	(483,836)	24,320,945	(23,366)	(23,366)	0.05
XINGFOX ENERGY TECHNOLOGY CO., LTD.	NTD	75,333,297	58,880,051	16,453,246	104,000,000	51,117,016	165,076,598	2.20
Hengyang Fuxiangyun Culture Co., Ltd.	TWD	144,106,241	0	144,106,241	0	(894,881)	2,471,803	0.02
Hengyang Yuzhan Precision Technology Co.,Ltd	RMB	619,317,481	280,005,460	339,312,021	637,999,104	30,675,231	31,444,204	NA
HENGYANG HENGZHIFU FINANCE AND ACCOUNTING SERVICES CO.,LTD	TWD	23,070,408	6,923,563	16,146,845	28,721,997	1,907,878	2,521,525	0.29
HengYang FuTaiHong Precision Industry Co., Ltd.	RMB	2,917,930,500	2,523,449,692	394,480,808	7,452,388,838	43,247,145	62,066,594	1.24
Industrial Fulian Hengyang Zhizaogu Co., Ltd.	RMB	0	0	0	0	0	0	NA

Company name	Currency	Paid-in Capital	Total Liabilities	Net Worth	Net Operating Revenue	Operating Income	Profit/Loss for Current Period	EPS
XilinGol League Beiguobatu Supply Chain Management Co., Ltd.	RMB	7,545,332	214,714	7,330,617	19,111,649	503,257	490,910	0.07
Ur Industry Materials (LangFang) Co., Ltd.	TWD	66,351,721	697,836	65,653,885	0	(983,594)	(313,418)	(0.01)
Ur Materials Industry (ShenZhen)Co., Ltd.	TWD	1,924,275,938	759,607,517	1,164,668,421	2,447,524,582	46,628,245	63,559,567	0.19
Ur New Materials Technology (Wuhan) Co., Ltd	TWD	82,787,995	29,860,148	52,927,847	71,281,064	7,538,346	8,936,661	0.21
Ur Hongxin Testing Technology (Dongguan) Co., Ltd.	TWD	46,361,355	30,454,831	15,906,524	42,446,591	6,293,485	6,817,641	0.26
Ur Hongxin Detection Technology (Shenzhen) Co., Ltd	TWD	107,236,210	13,637,716	93,598,494	134,145,284	30,665,052	33,142,819	0.51
Jinan Development Property Development Co., Ltd.	TWD	737,111,693	33,178,434	703,933,260	94,968,823	(5,967,907)	705,678	0.00
Scienbizip Consulting (SZ) Ltd.	RMB	66,122,688	20,325,013	45,797,675	35,131,371	(522,574)	224,471	NA
Scienbizip Consulting (Far East) Co., Ltd.	TWD	107,997,837	43,467,698	64,530,139	29,504,045	128,448	1,263,034	0.25
QUKUAILIAN INFORMATION TECHNOLOGY (SHENZHEN) CO., LTD.	CNY	18,680,114	1,006,318	17,673,796	0	(315,139)	2,099,491	0.05
Hon Yuan International Investments Co., Ltd.	TWD	5,008,593,122	210,000	5,008,383,122	0	(273,295)	491,466,219	1.44
Hongzhaoda Integrated Innovative Service(Kunshan) Co.,Ltd	TWD	6,879,203,526	6,251,901,360	627,302,167	19,872,284,425	204,401,274	197,159,251	7.55
INGRASYS TECHNOLOGY INC.	NTD	51,903,985,687	43,020,634,430	8,883,351,257	101,787,818,216	7,028,771,315	5,413,553,161	NA
HongZhun Precision Tooling (KunShan) Co., Ltd.	TWD	12,934,751,517	2,782,183,327	10,152,568,190	6,328,807,189	1,085,408,771	1,411,782,069	0.46
HongZhun Precision Tooling (ShenZhen) Co., Ltd.	TWD	743,015,487	15,391,012	727,624,475	0	(12,510,252)	22,898,016	0.04
Foxway Precision Industrial (HangZhou) Co., Ltd.	TWD	1,135,604,782	3,844,884	1,131,759,898	0	(5,928,486)	16,738,686	0.04
Hon Hai Investment Management Consulting Co., Ltd.	TWD	49,849,351	80,000	49,769,351	0	(122,785)	(230,649)	(0.05)
Hon Hai International Investment Co., Ltd.	TWD	109,769,012	80,000	109,689,012	0	(157,650)	(310,988)	(0.03)
Hongfu (Shenzhen) Equity Investment Fund Management Co., Ltd.	TWD	106,747,702	4,460,431	102,287,270	266,319,914	7,560,720	9,660,208	0.28



Company name	Currency	Paid-in Capital	Total Liabilities	Net Worth	Net Operating Revenue	Operating Income	Profit/Loss for Current Period	EPS
HONG FU CHENG Technology (Tianjin) Co., Ltd	TWD	7,542,686,888	177,134,123	7,365,552,765	0	(243,399)	530,399,694	0.12
HON FU CHENG PRECISION ELECTRONICS (CHENGDU) CO., LTD.	TWD	55,889,010,539	42,014,449,362	13,874,561,178	75,240,665,585	(1,440,248,628)	676,446,418	0.05
Hongfuzhun Precision Shenzhen Co., Ltd.	TWD	710,970,935	184,289,129	526,681,807	234,051,253	163,507,064	166,107,500	0.49
HongFuTai Precision Electronics (YanTai) Co., Ltd.	TWD	26,496,060,798	11,006,583,275	15,489,477,523	51,686,949,486	2,992,415,252	2,632,312,802	0.24
Hongfu Inno ( Hangzhou ) Co., Ltd.	TWD	783,577,129	(172,218)	783,749,347	0	(19,276)	(65,466,724)	(0.08)
HONGFUSHENG PRECISION ELECTRONICS (ZHENGZHOU) CO., Ltd.	TWD	1,446,490,034	332,064,796	1,114,425,238	1,213,309,432	136,450,379	130,844,939	0.31
HONGFUJIN PRECISION INDUSTRY (WUHAN) CO., LTD	TWD	53,416,439,674	31,213,326,264	22,203,113,409	97,510,244,670	926,334,998	2,169,495,733	0.25
Hongfujin Precision Industry (Shenzhen) Co., Ltd.	TWD	144,166,976,497	9,644,401,888	134,522,574,608	15,781,549,527	(2,505,794,086)	9,242,815,392	1.59
Hong Fujin Precision Industry (HengYang) Co., Ltd.	TWD	4,447,518,313	627,518,039	3,820,000,274	922,548,680	(13,650,574)	222,314,152	0.21
HongFuJin Precision Electronics (ChengDu) Co., Ltd	TWD	288,942,997,570	218,950,383,042	69,992,614,528	638,797,271,419	2,103,286,434	4,502,506,909	0.17
HongFuJin Precision Electronics (ChongQing) Co., Ltd.	TWD	27,521,511,008	17,734,575,936	9,786,935,072	42,690,048,200	691,607,040	865,055,308	0.16
Hongfujing Precision electronic ( KaiLi) Co., Ltd.	TWD	37,679,432	89,843,557	(52,164,125)	4,672,029	(68,786,293)	(64,768,244)	(0.37)
HONGFUJIN PRECISION ELECTRONICS (GUIYANG) CO., LTD	CZK	137,318,245	0	137,318,245	0	(1,211)	(20,338,767)	NA
HongFuJin Precision Industrial (YanTai) Co., Ltd.	TWD	77,486,537,969	33,493,611,536	43,992,926,434	201,554,114,775	2,500,189,905	4,132,715,087	0.80
HongFuJin Precision Electronics (ZhengZhou) Co., Ltd.	TWD	742,501,739,804	604,459,232,447	138,042,507,357	1,742,142,455,241	7,984,269,369	15,674,086,957	0.27
Hon Young Semiconductor Corporation	TWD	3,169,405,441	13,695,467	3,155,709,974	0	(14,314,176)	(14,290,026)	(0.05)
Hyield Venture Capital Co., Ltd.	TWD	28,464,020,813	120,400,000	28,343,620,813	0	(505,079)	1,655,577,708	1.38
HonYiing International Investments Co., Ltd.	TWD	44,169,794	200,000	43,969,794	0	(265,427)	6,476,607	1.94
Hon Chi International Investments Co., Ltd.	TWD	4,632,234,972	210,000	4,632,024,972	0	(273,995)	497,003,372	1.66

Company name	Currency	Paid-in Capital	Total Liabilities	Net Worth	Net Operating Revenue	Operating Income	Profit/Loss for Current Period	EPS
Foxtron Vehicle Technologies (Hangzhou) Co., Ltd.	TWD	41,371,365	3,089,569	38,281,796	0	(5,408,183)	(5,247,488)	(0.12)
Foxtron Vehicle Technologies Co.,Ltd.	TWD	14,898,410,656	504,003,474	14,394,407,182	66,218,416	(1,020,471,432)	(949,291,476)	(0.61)
Hong Chi Consultant (Shenzhen) Co., Ltd	TWD	53,889,376	23,173	53,866,204	0	0	1,499,404	0.03
Hong Ding Management Consultants (Shenzhen) Co., Ltd.	TWD	109,865,320	(4,881,982)	114,747,303	0	(6,242,772)	5,492,625	0.84
OMNIGUIDER INC.	TWD	41,475,348	8,005,283	33,470,065	35,382,274	4,976,491	4,271,457	2.33
ANHUI HONGQING PRECISION MACHINE CO., LTD.	TWD	257,327,750	27,379,034	229,948,716	24,853,500	(349,466,117)	(386,607,522)	(0.81)
Hong-Qi Mechatronics (Anhui) Co., Ltd.	TWD	447,637,697	72,170,679	375,467,018	263,367,029	(368,414,943)	(365,256,355)	(0.36)
HON LIN Technology Co., Ltd.	TWD	2,177,421,221	1,151,559,558	1,025,861,663	5,483,174,523	756,912,803	592,789,049	59.28
Hongwan Semiconductor (Shenzhen) Co., Ltd.	TWD	0	0	0	0	0	0	0.00
Sound Solutions International	RMB	48,012,410	(180,921)	48,193,331	0	(833,850)	(831,160)	(0.01)
Jiangyu Innovation Medical Technology Chengdu CO.,LTD	TWD	261,903,756	129,012,192	132,891,564	54,527,829	(83,088,162)	(104,580,269)	(1.57)
SHIH HUA TECHNOLOGY LTD.	TWD	18,227,514	126,168	18,101,346	26,568,053	(15,617,819)	(13,063,361)	(0.82)
Penglong Real Estate Development (Jincheng) Co., Ltd.	TWD	2,643,673,337	2,292,196,883	351,476,454	15,254,275	(43,113,587)	(48,140,335)	(0.07)
Bon Shin International Investments Co., Ltd.	TWD	20,519,077,690	308,327	20,518,769,363	0	(532,959)	1,518,811,198	1.31
Teng Yi New Energy Technology (Kunshan) Co., Ltd	RMB	40,749	0	40,749	0	(147,806)	(147,713)	(0.03)
Lankao YuFu Precision Technology Co., Ltd.	TWD	18,555,345,787	8,679,189,960	9,876,155,827	6,879,479,886	(319,924,492)	(234,350,525)	(0.02)

**(2) Other Reports of Affiliated Companies**

None

**A. The Most Recent Fiscal Year and up to the Date of this Annual Report Printed, Private Placement Securities**

None

**B. The most recent fiscal year and up to the date of this Annual Report printed, subsidiary companies holding or disposal of the Company's stock list**

Unit: NTS

Name of subsidiaries	Paid-in capital	Source of funds	The Company's ownership	The date of the acquisition or disposal	Number of shares or amount	Number of shares or amount of disposal	Investment gains and losses	Shares as of the date of this Annual Report printed	Set pledge	Endorsement amount of the Company	Loan amount of the Company
Hon Jin International Investment Co., Ltd.	NT\$ 33,340,000	Own Funds	100%	As of the date of this Annual Report printed				1,483,078 shares NT\$ 15,194,000			

**C. Other supplementary information**

None

**VIII. Matters Affecting Shareholders' Equity or Stock Price**

Matters according to the Article 36.3.2 of the Securities and Exchange Act of Taiwan in the most recent year and up to the date of printing of this Annual Report which have significant impact to Shareholders' Equity or stock price: None.

**Hon Hai Precision Industry Co., Ltd.**

**Chairman: Liu, Young-Way**

